



GRANGER-HUNTER

IMPROVEMENT DISTRICT

Board Meeting of the Board of Trustees September 24, 2024

January 16, 2024
February 20, 2024
March 19, 2024
April 16, 2024
May 21, 2024
June 25, 2024

July 16, 2024(If Needed)
August 20, 2024
September 24, 2024
October 15, 2024
November 12, 2024
December 17, 2024

GRANGER-HUNTER IMPROVEMENT DISTRICT
ACRONYMS AND ABBREVIATIONS

ACRONYM OR ABBREVIATION	DEFINITION
ACH	Automated Clearing House
AF	Acre-feet or Acre-foot
AMI	Advanced Metering Infrastructure
AMZN	Amazon
A/R	Accounts Receivable
A/P	Accounts Payable
APWA	American Public Works Association
ASR	Aquifer Storage and Recovery
AWWA	American Water Works Association
AWWAIMS	American Water Works Association Intermountain Section
BOD	Biological Oxygen Demand
BRIC	Building Resilient Infrastructure and Communities
CC	Credit Card
CCTV	Closed Circuit Television
CDA	Community Development Area
CFS	Cubic Feet per Second
CFO	Chief Financial Officer
CIP	Construction-in-Process/Capital Improvement Project
COS	Cost-of-Service
CRA	Community Reinvestment Area
CRWUA	Colorado River Water Users Association
CUP	Central Utah Project
CUPCA	Central Utah Project Completion Act
CUWCD	Central Utah Water Conservancy District
CVWRF	Central Valley Water Reclamation Facility
CWP	Central Utah Water Development Project
CWS	Community Water Systems
CWSRF	Clean Water State Revolving Fund
DBP	Disinfection By-product
DDW	Utah Division of Drinking Water
DEQ	Utah Department of Environmental Quality
DNR	Utah Department of Natural Resources
DOI	Department of Interior
DWQ	Utah Division of Water Quality
DWRe	Utah Division of Water Resources
DWRi	Utah Division of Water Rights
EA	Environmental Assessment
EIS	Environmental Impact Statement

EOC	Emergency Operations Center
EMOD	Experience Modification Factor
EMP	Employee
EPA	United States Environmental Protection Agency
ERP	Emergency Response Plan/Enterprise Resource Planning
ERU/ERC	Equivalent Residential Unit/Equivalent Residential Connection
FA	Fixed Assets
FEMA	Federal Emergency Management Agency
FOG's	Fats, Oil, & Grease
FRA	Fraud Risk Assessment
GFOA	Government Finance Officer's Association
GHID	Granger-Hunter Improvement District
GIS	Geographic Information System
gpcd	Gallons per Capita per Day
gpm	Gallons per Minute
GWR	Groundwater Rule
HMI	Human-Machine Interface
HUD	U.S. Department of Housing and Urban Development
HVAC	Heating, Ventilation and Air Conditioning
IAP	Incident Action Plan
IC	Incident Commander
ICS	Incident Command System
IFA	Impact Fee Act
JRC	Jordan River Commission
JIC	Joint Information Center
JVWCD	Jordan Valley Water Conservancy District
KID	Kearns Improvement District
kW	Kilowatt
LOS	Level of Service
MGD	Million Gallons per Day
MG	Million Gallons
mg/L	Milligrams per Liter
MH	Manhole
M&I	Municipal and Industrial
MOU	Memorandum of Understanding
MVC	Mountain View Corridor
MWD	Magna Water District
MWDSLS	Metropolitan Water District of Salt Lake & Sandy
NEPA	National Environmental Policy Act
O&M	Operation and Maintenance
OSHA	Occupational Safety and Health Administration
PIO	Public Information Officer

PM	Preventative Maintenance
POC	Point of Contact
ppm	Parts per Million
Incode/Pro10	Financial ERP Software
OPEB	Post Retirement Benefits
PTIF	Public Treasurers Investment Fund
PVC	Polyvinyl Chloride
R&R	Repair and Replacement
RCP	Reinforced Concrete Pipe
RDA	Redevelopment Agency (Property Taxes)
RFP	Request for Proposal
RFSQ	Request for Statements of Qualifications
RMP	Rocky Mountain Power
RNI	Regional Network Interface (Meters)
RTU	Remote Telemetry Unit
RWAU	Rural Water Association of Utah
SCADA	Supervisory Control and Data Acquisition System
SDWA	Safe Drinking Water Act
SLVHD	Salt Lake Valley Health Department
SO	Safety Officer
SOP	Standard Operating Procedure
SOQ	Statement of Qualification
SRF	State Revolving Fund
SSO	Sanitary Sewer Overflow
SVSD	South Valley Sewer District
TBID	Taylorville Bennion Improvement District
TCR	Total Coliform Rule
TDS	Total Dissolved Solids
TNT	Truth-in-Taxation
TSS	Total Suspended Solids
UASD	Utah Association of Special Districts
UDOT	Utah Department of Transportation
UGFOA	Utah Government Finance Officers Association
USBR	United States Bureau of Reclamation
UTA	Utah Transit Authority
UWCF	Utah Water Conservation Forum
UWUA	Utah Water Users Association
WaterSMART	Sustain and Manage America's Resources for Tomorrow
WBWCD	Weber Basin Water Conservancy District
WVC	West Valley City

THE BOARD OF TRUSTEES OF THE GRANGER-HUNTER IMPROVEMENT DISTRICT

PUBLIC NOTICE is hereby given by the Board of Trustees that Granger-Hunter Improvement District will hold a Board Meeting at 3:00 p.m. on Tuesday, September 24, 2024, at its main office located at 2888 South 3600 West, West Valley City, Utah. Trustees and members of the public are able to attend this meeting in person or electronically through www.ghid.gov.

Agenda

A. GENERAL

1. Call to order – Welcome and Opening Thought
2. Report those present for the record
3. Public Comments
4. Consider approval of the August 20, 2024, Board Meeting Minutes
5. Discuss potential conflicts of interest

B. OUR COMMUNITY

1. Jordan Valley Water Conservancy District Update
2. Central Valley Water Reclamation Facility Update

C. OUR TEAM

1. Review & consider approval for the revised Employee Handbook Chapter 5.5-5.7, Overtime/Compensatory Time.
2. American Water Works Association Intermountain Section 2024 Safety Award

D. OUR OPERATIONS

1. Review & discuss Financial Report for August 2024
2. Review & discuss Paid Invoice Report for August 2024
3. Review & solicit feedback on the 2025 Budget Parameters Document
4. Administrative Services Update
5. Water Maintenance Update
6. Wastewater Maintenance Update
 - a. Consider approval for the purchase of one (1) Ford F350, Cab and Chassis from Ken Garff Ford, in the amount of \$56,500.00.
7. Water Supply Report
8. Information Technology Update
 - a. Consider approval of an Annual Sensus AMI system agreement with Mountainland Supply Company in the amount of \$72,735.77.
9. Capital Projects Update
 - a. Consider approval of a Construction Contract for the 24K: 6400 W 3100 S Anderson Line Repairs to Geneva Rock Products, Inc. in the amount of \$410,076.00.
 - b. Consider approval of a Construction Management Contract for the Bangerter Highway at 4700 South Utility Relocation Project to Franson Civil Engineers in the amount of \$59,902.00 and authorize the General Manager to execute an Outside Engineering Services Reimbursement Agreement with UDOT.
10. Engineering Department Update

E. CLOSED SESSION

F. BOARD MEMBERS INPUT, REPORTS, FOLLOW-UP ITEMS OR QUESTIONS

G. CALENDAR

1. The next board meeting will be October 15, 2024

MINUTES OF THE GRANGER-HUNTER IMPROVEMENT DISTRICT BOARD MEETING

The Meeting of the Board of Trustees of the Granger-Hunter Improvement District (GHID) was held Tuesday, August 20, 2024, at 3:00 P.M. at the District office located at 2888 S. 3600 W., West Valley City, Utah.

This meeting was conducted electronically in accordance with the Utah Open and Public Meetings Act (Utah Code Ann. (1953) §§ 52-4-1 et seq.) and Chapter 7.12 of the Administrative Policy and Procedures Manual (“Electronic Meetings”).

Trustees Present:

Debra Armstrong	Chair
Roger Nordgren	Trustee
Wayne Watts	Trustee

Staff Members Present:

Jason Helm	General Manager/Treasurer
Todd Marti	Assistant General Manager/District Engineer
Troy Stout	Assistant General Manager/Chief Operating Officer
Michelle Ketchum	Director of Administration
Dustin Martindale	Director of Water Systems - <i>Excused</i>
Ricky Necaie	Director of Wastewater
Victor Narteh	Director of Engineering
Justin Gallegos	Director of Information Technology
Austin Ballard	Controller/Clerk
Dakota Cambruzzi	Human Resource Manager – <i>Left at 4:25 pm</i>
Kristy Johnson	Executive Assistant
Brent Rose	Legal Counsel – Clyde Snow & Sessions PC

Guests:

Shawn Ellis	Water Systems Division Manager, GHID
Adam Spackman	System Administrator, GHID – <i>Electronically</i>
Ian Bailey	GIS, GHID – <i>Electronically</i>
Zak Bedard	Engineering Project Manager, GHID – <i>Electronically</i>
Steve Starr	Water Systems Division Manager, GHID – <i>Electronically</i>
Michael Wear	Fleet Division Supervisor, GHID – <i>Electronically</i>
Darcy Brantly	Accountant, GHID – <i>Electronically</i>
Aaron Perry	Engineering Division Supervisor, GHID – <i>Electronically</i>
Bryon Elwell	P.E., President, ELWELL Consulting Group – <i>Electronically</i>

A copy of the exhibits referred to in these minutes is attached and incorporated by this reference. The exhibits are also included in the official minute books maintained by Granger-Hunter Improvement District.

CALL TO ORDER

At 3:00 P.M. Debra Armstrong called the meeting to order and recognized all those present. Todd Marti shared an opening thought.

Public Comments

There were none.

Approval of the June 25, 2024, Strategic Planning Meeting Minutes, Board Meeting Minutes and July 16, 2024, Board Meeting Minutes

A motion to approve the Strategic Planning Meeting Minutes and Board Meeting Minutes from June 25, 2024, and Board Meeting Minutes from July 16, 2024, was made by Roger Nordgren. Following a second from Wayne Watts, the motion passed as follows:

Armstrong – aye Nordgren – aye Watts – aye

Conflicts of interest

There were none.

**OUR COMMUNITY
Jordan Valley Water Conservancy District Review**

Mr. Helm presented the Jordan Valley Water Conservancy District (JVWCD) review. – See JVWCD Review attached to these minutes for details.

Consider Approval Memorandum of Understanding Between Central Valley Water Reclamation Facility and Granger-Hunter Improvement District

Mr. Helm asked the Board to consider approval of Memorandum of Understanding between Central Valley Water Reclamation Facility and Granger-Hunter Improvement District documenting ownership and maintenance responsibilities subject to legal counsel final review and approval. Brent Rose explained the suggested legal changes. Following a discussion, Debra Armstrong made a motion to approve the memorandum of understanding subject to legal counsel final review and approval and authorizing Jason Helm to sign. Following a second from Roger Nordgren, the motion passed as follows:

Armstrong – aye Nordgren – aye Watts – aye

OUR TEAM

**OUR OPERATIONS
Review & Discuss Financial Report for June & July 2024**

Austin Ballard noted summarized the June and July 2024 Financial Reports. Mr. Ballard noted July’s water sales and lower impact fees revenue. - See June and July 2024 Financial Reports attached to these minutes for details.

Review & Discuss Paid Invoice Report for June & July 2024

Mr. Ballard discussed the June and July check report. The June and July check report totaled \$11,527,182.78 coming from six categories: infrastructure (36%), Jordan Valley Water (20%), Central Valley (18%), Series 2023B Debt Issuance Payment (12%), payroll taxes and employee benefits (8%), and other (6%). – See June and July 2024 Paid Invoice Report attached to these minutes for details.

Administrative Services Update

Michelle Ketchum presented the Administrative Services Update. – See Administrative Services Update attached to these minutes for details.

Water Maintenance Update

Shawn Ellis presented the water maintenance update. – See Water Maintenance Update report attached to these minutes for details.

Wastewater Maintenance & Fleet Update

Ricky Necaise presented the wastewater maintenance and fleet report. – See the Wastewater Maintenance and Fleet Update report attached to these minutes for details.

Consider Approval of District’s Plan to Surplus Fleet Vehicle #41, 2009 International Vactor i2100 Series

Mr. Necaise asked the Board to consider approval of the District’s plan to surplus fleet vehicle #41, a 2009 International Vactor i2100 Series. The Board would like approved surplus items to be reported on in meetings following the approvals. Wayne Watts made a motion to approve the surplus as noted. Following a second from Roger Nordgren, the motion passed as follows:

Armstrong – aye Nordgren – aye Watts – aye

Water Supply Report

Todd Marti and Justin Gallegos presented the water supply and sewer report. – See Water Supply Report attached to these minutes for details.

Consider Approval of Annual Support & Maintenance Agreement with Tyler Technologies for Incode ProX

Mr. Gallegos asked the Board to consider approval of an Annual Support and Maintenance Agreement with Tyler Technologies for Incode ProX in the amount of \$74,677.24. Roger Nordgren made a motion to approve the agreement as noted. Following a second from Wayne Watts, the motion passed as follows:

Armstrong – aye Nordgren – aye Watts – aye

Capital Projects Update

Todd Marti and Victor Narteh presented the Capital Projects update. Jason Helm suggested a capital projects site tour for the Board to see updates and completed projects. – See Capital Projects Update attached to these minutes for details.

Consider Approval of Construction Contract for 24H: Manhole Rehabilitation Project to Don Calvert Painting & Special Coatings

Mr. Narteh asked the Board to consider approval of a Construction Contract for the 24H: Manhole Rehabilitation Project to Don Calvert Painting & Special Coatings in the amount of \$169,485.00. Wayne Watts made a motion to approve the contract as noted. Following a second from Roger Nordgren, the motion passed as follows:

Armstrong – aye Nordgren – aye Watts – aye

Consider Approval of Amendment to 21F: SCADA Upgrades Project for Replacement of 5 Additional PRV RTU Panels

Justin Gallegos asked the Board to consider approval of an amendment to the 21F: SCADA Upgrades project for replacement of 5 additional PRV RTU panels for \$194,163.86 to APCO Inc. Following a brief discussion, Roger Nordgren made a motion to approve the amendment as noted. Following a second from Wayne Watts, the motion passed as follows:

Armstrong – aye Nordgren – aye Watts – aye

**Consider Approval of
Repair for Breeze
Generator for Wheeler
Power Systems**

Todd Marti asked the Board to consider approval of a repair for the Breeze Generator for Wheeler Power Systems for \$51,360.00. Wayne Watts made a motion to approve the repair as noted. Following a second from Roger Nordgren, the motion passed as follows:

Armstrong – aye Nordgren – aye Watts – aye

**Engineering Department
Update**

Victor Narteh presented the Engineering Department update. – See Engineering Department Update attached to these minutes for details.

CLOSED SESSION

A closed session was not needed for this meeting.

**BOARD MEMBERS
INPUT, REPORTS,
FOLLOW-UP ITEMS
OR QUESTIONS**

The Board suggested a better print-out of the Inspection Update page from the Engineering Update with a large font.

ADJOURNED

Inasmuch as all agenda items have been satisfied, Roger Nordgren made a motion to adjourn the meeting. Following a second from Wayne Watts, the motion passed as follows and the meeting adjourned at 4:50 P.M.

Armstrong – aye Nordgren – aye Watts – aye


Debra K. Armstrong, Chair

Austin Ballard, Clerk



OUR COMMUNITY

- Jordan Valley Water Conservancy District Update
- Central Valley Water Reclamation Facility Update



JORDAN VALLEY WATER CONSERVANCY DISTRICT

Monthly Summary of Water Deliveries in Acre Feet

August 2024

Municipal and Industrial (M&I) Water Deliveries

Wholesale System	This Month	Previous Year	% Change	YTD	YTD Prev Year	YTD % Change	Fiscal YTD	Fiscal YTD Prev Year	Fiscal YTD % Change
Bluffdale City	564.57	507.11	11%	2,668.82	2,465.51	8%	1,200.31	1,103.79	9%
Copperton Improvement District	0.00	0.00		0.00	0.00		0.00	0.00	
Draper City	755.70	706.77	7%	3,392.32	3,105.85	9%	1,647.81	1,538.11	7%
Granger-Hunter Improvement District	2,799.02	2,630.04	6%	12,273.12	12,968.34	-5%	5,787.75	5,543.33	4%
Herriman City ³	1,233.44	1,093.02	13%	5,742.59	4,419.59	30%	2,747.53	2,506.25	10%
Hexcel Corporation	99.38	93.11	7%	724.95	668.40	8%	196.10	188.46	4%
Kearns Improvement District	1,222.74	1,062.64	15%	6,058.59	5,162.59	17%	2,645.93	2,350.42	13%
Magna Water District	68.28	66.11	3%	536.82	541.07	-1%	136.46	133.07	3%
Midvale City	499.60	410.04	22%	2,431.80	2,223.84	9%	1,129.61	895.76	26%
Riverton City	694.23	613.11	13%	4,184.71	3,767.08	11%	1,467.35	1,327.25	11%
South Jordan City ³	2,866.59	2,715.23	6%	13,142.86	12,050.76	9%	6,225.87	5,867.30	6%
City of South Salt Lake	44.62	78.09	-43%	587.01	820.14	-28%	74.51	168.51	-56%
Taylorville-Bennion Improvement District	131.08	352.23	-63%	3,259.00	3,125.30	4%	494.33	721.61	-31%
Utah Div. of Fac. Const. and Mgmt.	0.42	16.34	-97%	23.70	167.20	-86%	0.94	50.95	-98%
WaterPro, Inc.	456.07	235.76	93%	1,364.47	1,056.77	29%	952.06	629.86	51%
City of West Jordan ³	3,171.04	3,141.44	1%	15,907.99	14,391.41	11%	6,900.46	6,768.46	2%
White City Water Improvement District	0.00	0.00		0.00	0.00		0.00	0.00	
Willow Creek Country Club ⁶	58.48	45.18	29%	253.03	221.40	14%	136.98	123.32	11%
Wholesale System Subtotal	14,665.27	13,766.21	7%	72,551.78	67,155.25	8%	31,743.99	29,916.45	6%
Retail System ²	1,275.80	1,150.18	11%	5,846.36	5,353.78	9%	2,691.31	2,438.84	10%
Total Wholesale & Retail	15,941.07	14,916.39	7%	78,398.14	72,509.03	8%	34,435.30	32,355.28	6%

Other M&I Deliveries

MWDSLS (Treated and Transported) ⁴	2,488.80	1,635.41	52%	10,270.47	6,499.76	58%	4,876.20	3,616.89	35%
District Use (Non-revenue) ⁵	95.65	89.50	7%	470.39	435.05	8%	206.61	194.13	6%
Other M&I Subtotal	2,584.44	1,724.91	50%	10,740.86	6,934.82	55%	5,082.81	3,811.02	33%
Total M&I Deliveries	18,525.51	16,641.31	11%	89,139.00	79,443.85	12%	39,518.11	36,166.31	9%

Irrigation and Raw Water Deliveries

Welby Jacob Water Users	4,596.59	4,902.84	-6%	19,316.41	18,889.86	2%	10,330.76	10,600.07	-3%
Total Irrigation and Raw Water	4,596.59	4,902.84	-6%	19,316.41	18,889.86	2%	10,330.76	10,600.07	-3%
Total Deliveries	23,122.10	21,544.15	7%	108,455.41	98,333.71	10%	49,848.88	46,766.38	7%

¹ The City of South Salt Lake contract is based on a fiscal year. All other contracts are based on a calendar year.

² Retail deliveries are finalized after billing. Preliminary estimates using AMI data are made for the month previous to today.

³ Contract amount is minimum purchase plus remediated water.

⁴ Water treated and transported for MWDSLS by JWCD is delivered to Salt Lake City at 2100 South.

⁵ District Use (Non-revenue) includes water consumed in breaks, reservoir washing, fires, irrigation and facility potable water.

⁶ Willow Creek Country Club average annual usage is estimated at 350 acre-feet.

Jordan Valley Water Conservancy District

Wholesale Contract Progress (af)

August 2024

Actual % of Contract
Projected³ % of Contract

Agency Name	Contract Type	Agency Name	Contract Type
Bluffdale City	Conventional	Midvale City	Conventional
	Deferred Water ⁴		Deferred Water ⁴
Draper City	Conventional	Riverton City	Conventional
	Conventional	South Jordan City	Conventional
Granger-Hunter Improvement District	Conventional	City of South Salt Lake ¹	Conventional
	Conventional		Remediated ²
Herriman City	Conventional	Taylorsville-Bennion Improvement District	Conventional
	Remediated ²	Utah Division of Facilities Construction and Management	Deferred Water ⁴
Hexcel Corporation	Conventional	WaterPro, Inc.	Conventional
	Conventional		Deferred Water ⁴
Kearns Improvement District	Conventional	City of West Jordan	Conventional
	Deferred Water ⁴		Remediated ²
Magna Water District	Conventional		

¹All contracts are on a calendar year except for City of South Salt Lake which is on a fiscal year.

²Remediated water is credited first as it becomes available.

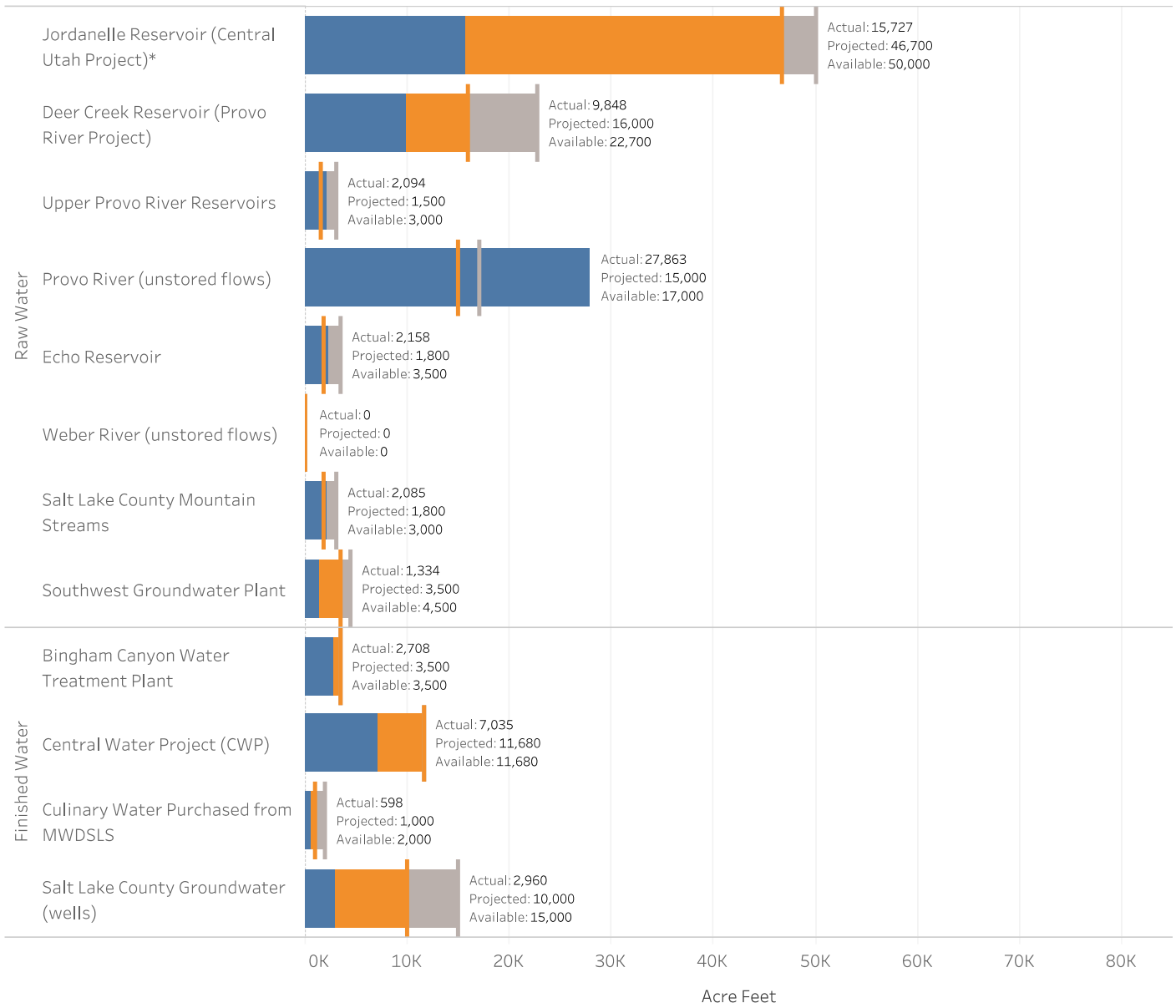
³Projected deliveries are calculated as an average monthly delivery over the previous three years for months left in the contract year.

⁴Non-delivered portion of minimum purchase contract that may be deferred to future years as outlined in Section 1.8 of the Rules and Regulations for Wholesale Water Service.

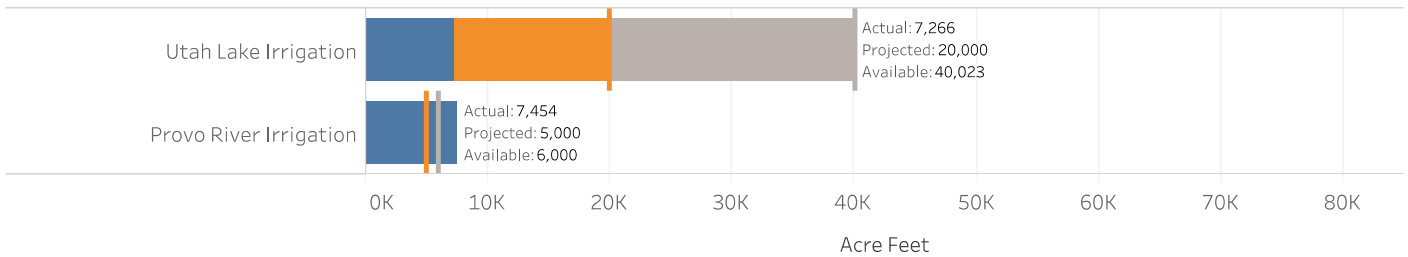
Jordan Valley Water Conservancy District

■ Actual
■ Projected
■ Available

M&I Water Sources (July 31, 2024)
Water Year 2024 (November 1, 2023 - October 31, 2024)



Irrigation Water Sources (July 31, 2024)
Irrigation Season 2024 (April 15, 2024 - August 15, 2025)



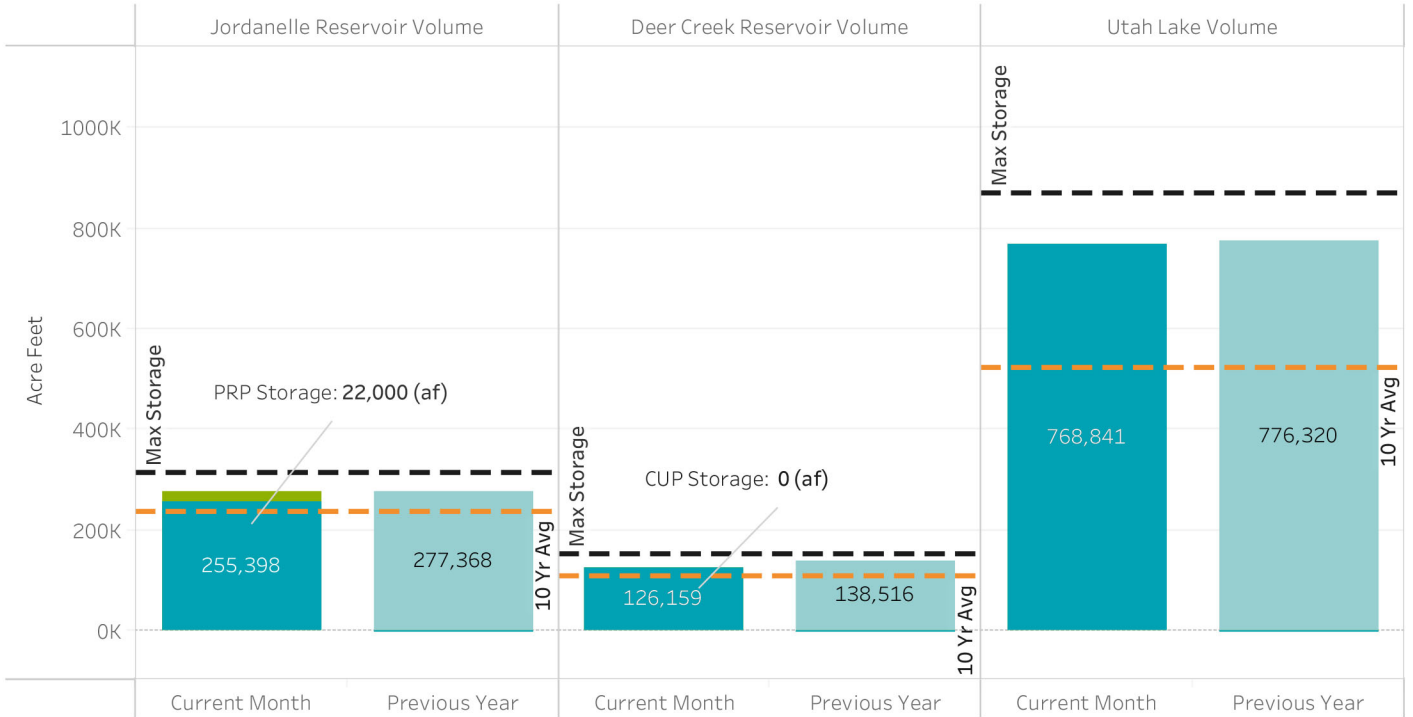
*Central Utah Project may include holdover water from the previous year.

Jordan Valley Water Conservancy District

Provo River Reservoirs Update

September 1, 2024

- Current Month
- Other Storage
- Previous Year

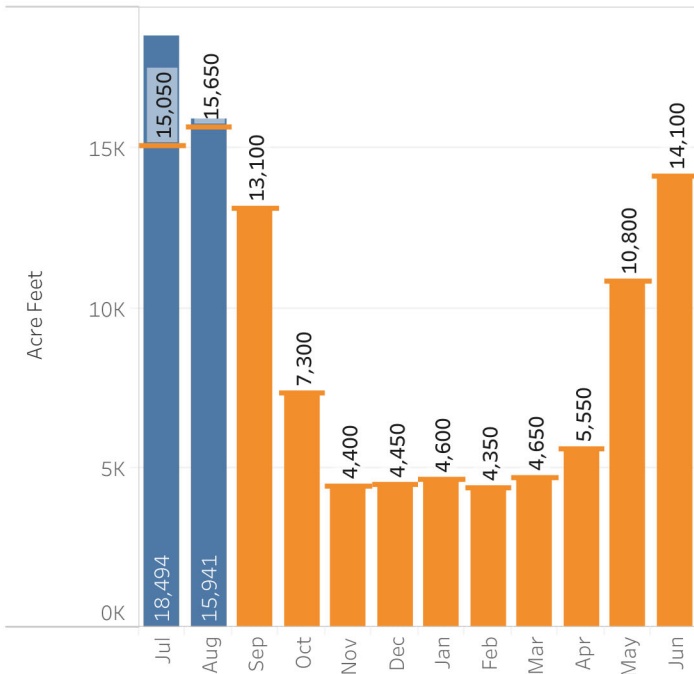


10 Yr Avg for Jordanelle Reservoir may not include all ten years. The available data for Jordanelle Reservoir begins with April, 2014.

Wholesale + Retail Actual & Projected Deliveries

FY 2025
Through August 2024

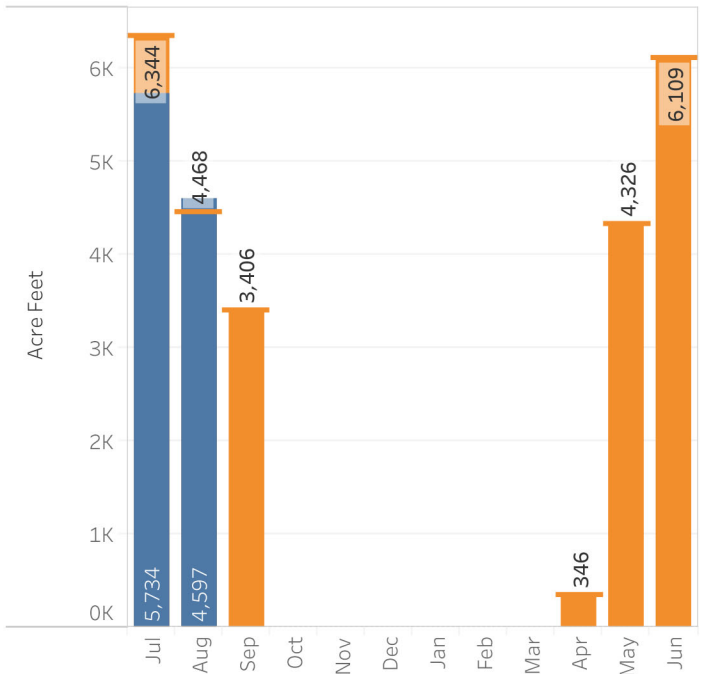
- Actual
- Projected



Irrigation Actual & Projected Deliveries


FY 2025
Through August 2024

- Actual
- Projected





CENTRAL VALLEY WATER RECLAMATION FACILITY UPDATE



Central Valley Water Reclamation Facility
Monthly Cost Summary
August 31, 2024

Description	Monthly Costs	O & M Monthly			
		Member Entity	Capital %	Average %	Pretreatment %
Facility Operation	2,171,034	Cottonwood	15.0605%	15.0994%	4.15%
Pretreatment Field	96,955	Mt Olympus	25.3879%	25.5869%	13.24%
Entity Lab Work	4,933	Granger-Hunter	26.0471%	26.8676%	41.79%
Net Lab Costs	131,268	Kearns	11.1549%	11.2421%	10.90%
Bond Trust Payment	641,104	Murray	7.2013%	7.3192%	6.75%
Bond/Cash Capital 2021C	4,177,273	South Salt Lake	4.7162%	4.5373%	20.44%
Pay-as-you-go CIP	242,036	Taylorville-Ben	10.4321%	9.3475%	2.73%
	7,464,603		100.0000%	100.0000%	100.0000%

Calculation	Description	Cottonwood	Mount Olympus	Granger-Hunter	Kearns	Murray	South Salt Lake	Taylorville-Bennion	Total
Monthly flows % (Table 3)	Facility Operation	327,813.11	555,500.30	583,304.73	244,069.81	158,902.32	98,506.33	202,937.40	2,171,034.00
Directly reimbursable costs	Pretreatment Field	4,023.63	12,836.84	40,517.49	10,568.10	6,544.46	19,817.60	2,646.87	96,954.99
Directly reimbursable costs	Entity Lab Work	150.00	761.00	888.00	90.00	540.00	1,520.00	984.00	4,933.00
Monthly flows % (Table 3)	Net Lab Costs	19,820.68	33,587.41	35,268.56	14,757.28	9,607.77	5,956.02	12,270.29	131,268.01
	Total O & M	351,807.42	602,685.55	659,978.78	269,485.19	175,594.55	125,799.95	218,838.56	2,404,190.00
	2021C Bond Entity Draws (Do not pay)	629,118.20	1,060,521.89	1,088,058.48	465,970.63	300,817.96	-	435,777.30	3,980,264.46
	Cash Entity Capital	-	-	-	-	-	197,008.55	-	197,008.55
	Monthly CIP (pay-as-you-go)	36,451.83	61,447.86	63,043.36	26,998.87	17,429.74	11,414.90	25,249.43	242,035.99
	2017 A & B Bond Trust Payments	19,216.06	-	33,234.12	15,036.00	9,188.29	6,017.53	-	82,692.00
	2019A Bond Trust Payments	5,671.27	-	9,808.46	4,200.54	2,711.74	-	-	22,392.01
	2020A Loan DS Payments	49,939.37	84,183.83	86,369.59	36,988.50	23,878.70	-	34,592.00	315,951.99
	2021A Bank of Utah	4,418.30	7,448.05	7,641.44	3,272.51	2,112.65	1,383.59	3,060.47	29,337.01
	2021B Bond Trust Payments	3,270.39	5,512.98	5,656.13	2,422.29	1,563.76	1,024.12	2,265.33	21,715.00
	2021C Bond Trust Payments	26,714.67	45,033.47	46,202.72	19,786.70	12,773.72	-	18,504.71	169,015.99
	Total Entity Bill for Month	497,489.31	806,311.74	911,934.60	378,190.60	245,253.15	342,648.64	302,510.50	3,484,338.54

Member Entity	2017A Bond %	2017B Bond %	2019A Bond %	2020A Loan %	2021A Bond %	2021B Bond %	2021C Bond %	2024A Bond %
Cottonwood	28.4026%	0.00%	25.3272%	15.8060%	15.0605%	15.0605%	15.8060%	16.9514%
Mt Olympus	0.00%	0.00%	0.0000%	26.6445%	25.3879%	25.3879%	26.6445%	28.5755%
Granger-Hunter	49.1222%	0.00%	43.8034%	27.3363%	26.0471%	26.0471%	27.3363%	29.3174%
Kearns	0.00%	100.00%	18.7591%	11.7070%	11.1549%	11.1549%	11.7070%	0.0000%
Murray	13.5809%	0.00%	12.1103%	7.5577%	7.2013%	7.2013%	7.5577%	8.1055%
South Salt Lake	8.8943%	0.00%	0.0000%	0.0000%	4.7162%	4.7162%	0.0000%	5.3083%
Taylorville-Ben	0.00%	0.00%	0.0000%	10.9485%	10.4321%	10.4321%	10.9485%	11.7419%
	100.0000%	100.00%	100.0000%	100.0000%	100.0000%	100.0000%	100.0000%	100.0000%

Table 3
Aug 2023 thru Jul 2024
Summary of Loadings to Central Valley Plant
Based on Data from Previous 12 Months


ENTITY	FLOW MGD	BOD mg/L	BOD Lbs/day	TSS mg/L	TSS Lbs/day
COTTONWOOD	6.41	256.60	13715.39	254.40	13597.57
MOUNT OLYMPUS	14.40	194.13	23319.05	164.53	19762.93
GRANGER-HUNTER	13.83	233.04	26874.83	176.80	20389.63
KEARNS	3.44	420.05	12039.46	354.45	10159.47
MURRAY	3.69	224.83	6927.78	190.65	5874.57
SOUTH SALT LAKE	2.40	246.66	4931.75	156.68	3132.61
TAYLORSVILLE-BENNION	4.16	270.34	9385.62	220.68	7661.51
TOTALS	48.33	241.13	97193.88	199.91	80578.29

Table 5
Aug 2023 thru Jul 2024
Entities Share of O&M Cost

ENTITY	% Based on Flow %	% Based on BOD %	% Based on TSS %	Total % of O&M Cost %
COTTONWOOD	3.12	4.73	7.25	15.0994
MOUNT OLYMPUS	7.00	8.04	10.54	25.5866
GRANGER-HUNTER	6.72	9.27	10.88	26.8676
KEARNS	1.67	4.15	5.42	11.2421
MURRAY	1.80	2.39	3.13	7.3192
SOUTH SALT LAKE	1.17	1.70	1.67	4.5373
TAYLORSVILLE-BENNION	2.02	3.24	4.09	9.3475
TOTALS	23.50	33.51	42.99	99.9997



- Employee Handbook Chapter 5.5-5.7, Overtime/Compensatory Time
- American Water Works Association Intermountain Section 2024 Safety Award



5.5 Overtime/Compensatory Time

Occasionally, the District requests work outside of normal scheduled work hours, and provides compensation based on employment classification.

A. Non-exempt Employees

1. Non-exempt employees will be compensated for overtime as required by law.
2. Overtime must be authorized by the employee's Director except as outlined in section 5.4(C), above.
3. Non-exempt employees will be paid one and one-half times the employee's regular hourly rate of pay for all hours worked in excess of 40 during the employee's regular workweek. Employees may receive in lieu of overtime compensation, compensatory time off at a rate not less than one-and-one-half hours for each hour of employment for which overtime compensation is required. It shall be the responsibility of the Director to determine whether overtime work will be allowed and whether an employee receives cash payment or compensatory time off. If a Director determines to pay an employee for overtime worked in a cash payment, such payment shall be made in conjunction with the pay period in which the overtime took place.
4. When determining overtime compensation, Chapter 7 of this Manual provides policy as to the determination of what is considered as time worked. However, the General Manager, during a Level II or greater emergency, has the discretion to compensate an employee that is not on stand-by overtime as described in 5.7(B) regardless as to whether the employee used vacation or sick leave during that week.
5. Directors will attempt to provide employees with reasonable notice when the need for overtime work arises. However, due to unforeseen circumstances, advance notice may not always be possible.
6. Failure to comply with this policy may result in disciplinary action up to and including termination.

B. Exempt Employees

1. Compensatory time off may be granted to an exempt employee (as classified by the FLSA) but there is no legal requirement or obligation of the District to grant compensatory time off to exempt employees. If an exempt employee is required to work more than 40 hours per week, District Management may choose to grant compensatory time off. Compensatory time will be granted on an hour-for-hour basis. Exempt

employees are not entitled to receive compensation for unused compensatory time at termination of employment.

5.6 EFRE Assignments

Because the District provides necessary services to the community around the clock every day of the year, employees must be available to respond to emergencies at any time. On a rotating basis, employees will be assigned to serve as Emergency First Response Employee (“EFRE”).

A. Designation

The EFRE is an employee designated to be available to respond first to Phase I, II or III emergencies.

1. A **Phase I** emergency is a general call out -- *e.g.*, a meter needing to be turned back on after a shut off, a leaky meter needing repair, or any small matter.
2. A **Phase II** emergency includes situations such as a break in a water main line, a plugged or backed up sewer.
3. A **Phase III** emergency is a major catastrophe to which multiple units must respond and/or to which District Management must respond.

B. Duration

The EFRE assignment covers a seven-day period, beginning at the end of the EFRE’s work on Monday and ending at the commencement of the EFRE’s regular shift the following Monday. If a holiday falls on a Monday, the employee that is currently the EFRE will remain on call and coordinate with the next EFRE a transfer of phone and equipment.

C. Duties

During EFRE assignment, the designated employee works the regularly scheduled assignment. In addition, the employee must be available to respond to any emergencies reported.

1. The EFRE will respond to emergency calls by traveling to the problem site or by telephone contact with the calling party, evaluating the reported problem and notifying the appropriate employees to respond to the problem.

D. Substitution for EFRE

Another employee may substitute for the designated EFRE but only with the approval of the designated on-call administrator. The originally designated EFRE shall have sole responsibility for obtaining approval. Failure to obtain approval or failure of the substitute to perform EFRE duties properly may result in disciplinary

action up to and including termination against either the designated EFRE or the substitute or both.

5.7 Emergency Call Outs, Call-back, EFRE Pay and Premium Pay

All employees shall be available to return to work at any hour if called to do so by the designated Emergency First Response Employee, by any District Director by any member of District Management. An employee's failure to comply with an emergency call out request may result in disciplinary action up to and including termination.

A. Call-back Safety

The District intends that employees do not work continuously without adequate rest. Therefore, if an employee works at least three hours between 10:30 P.M. and 5:30 A.M the employee will be required to leave work. Once the employee has been off for at least eight hours, the employee may return to work to complete the remainder of the regularly scheduled shift. The District will then consider the employee to have worked all hours of that shift. If there are less than two hours remaining in the employee's shift, the employee shall not be required to return to work and the District will consider the employee to have worked all hours of that shift. Employees may elect to use paid time off in lieu of returning after the call back safety requirement. An employee's time away from work under this policy shall not be counted toward eligibility for overtime pay. No compensatory time shall be awarded under this policy.

B. Compensation for EFRE

Non-exempt employees are compensated on an hourly basis for all time worked in response to Emergency call outs. Non-exempt employees are also eligible for stand-by (on-call) pay as approved in the annual budget for each 24-hour period of stand-by status as an EFRE. Employees on stand-by status are required to keep themselves available for service by staying within contact range and being able to report to the District office or job site within thirty minutes. Non-exempt employees who are not on EFRE status and respond to Emergency call outs shall receive stand-by pay for all Emergency responses made during a single 24-hour period (i.e. 12:00 midnight to 11:59 pm). Exempt employees are not eligible for stand-by pay.

C. Responding to Emergency Call Outs / Reporting Time Pay

An eligible non-exempt employee who responds to assist EFRE without advanced notice or scheduling will be paid on an hourly basis for all hours worked and will also be paid an additional two hours of straight time pay, which is not counted as hours worked.

While exempt employees are generally not eligible for additional pay when they work additional hours, are not eligible for additional pay under this section. exceptional circumstances may arise in which exempt employees are granted additional compensation for substantial time spent responding to assist EFRE outside of their normal work hours on a case by case basis. Each case must be reviewed by District

Management and approved for a specific time period. Approval for additional compensation should be requested by the employee in advance, or as soon as possible after the exceptional circumstances become known. Once approved, the exempt employee will be eligible for the daily on-call stipend, and will be paid on an hour for hour basis with a rate set annually based on the District's Compensation Program Grade 17.

D. Premium Pay

Non-exempt employees who work outside of the normal shift in adverse conditions shall be paid a premium rate of 150% of their normal hourly rate for each hour worked outside of their regularly scheduled shift. This premium rate applies if the employee is performing work associated with repairs or other similarly unscheduled after-hours work in adverse conditions as determined by the supervisor and approved by the Director. Employees receiving premium pay shall be compensated with premium pay for each hour worked up to forty hours per week. All hours worked over the normal 40-hour workweek shall be compensated in accordance with Section 5.5 of this Manual.



OUR OPERATIONS

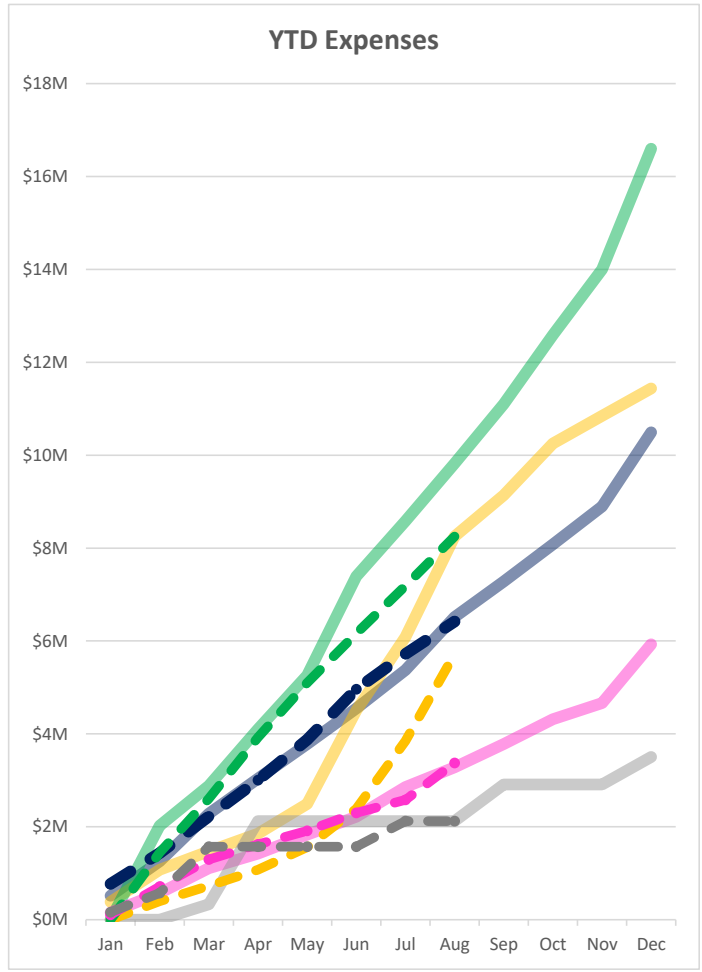
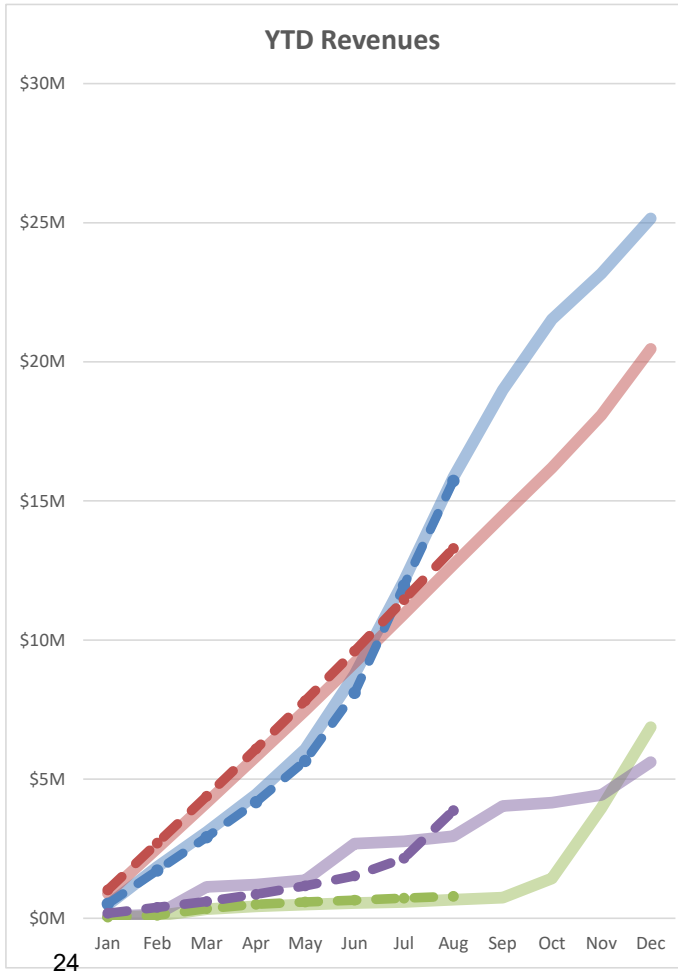
- August Financial Reports
- August Paid Invoice Reports
- 2025 Budget Parameters Document
- Administrative Services Update
- Water Maintenance Update
- Wastewater Maintenance Update
- Water Supply Report
- Information Technology Update
- Capital Projects Update
- Engineering Department Update





UNAUDITED STATEMENT

	Key	Aug 2024	YTD 2024	Budget 2024	% of Budget
REVENUES					
Water Sales		\$ 3,768,057	\$ 15,722,997	\$ 25,154,000	62.5%
Sewer Service Charges		1,842,887	13,292,856	20,464,000	65.0%
Property Taxes		67,855	791,504	6,868,000	11.5%
Other		1,714,413	3,871,826	5,611,894	69.0%
Total Revenue		<u>7,393,212</u>	<u>33,679,183</u>	<u>58,097,894</u>	58.0%
EXPENSES					
Payroll and Benefits		698,432	6,418,884	10,492,765	61.2%
Water Purchases		1,865,746	5,716,212	11,437,138	50.0%
Central Valley		1,061,365	8,249,533	16,598,051	49.7%
O&M & Admin		793,852	3,373,869	5,928,664	56.9%
Debt Service		-	2,121,676	3,503,515	60.6%
Total Expenses		<u>4,419,395</u>	<u>25,880,174</u>	<u>47,960,133</u>	54.0%
CAPITAL					
Infrastructure		2,246,801	11,908,896	27,598,500	43.2%
Vehicles & Equipment		4,671	1,094,357	1,426,000	76.7%
Total Capital		<u>2,251,472</u>	<u>13,003,253</u>	<u>29,024,500</u>	44.8%
NET REVENUES		<u>\$ 722,345</u>	<u>\$ (5,204,244)</u>	<u>\$ (18,886,739)</u>	27.6%
Add back Infrastructure		2,246,801	11,908,896	27,598,500	43.2%
Add Noncash OPEB Accrual		-	-	433,000	0.0%
ADJ NET REVENUES		<u>\$ 2,969,146</u>	<u>\$ 6,704,652</u>	<u>\$ 9,144,761</u>	73.3%





REVENUES - UNAUDITED

	Aug 2023	YTD 2023	Amended Budget 2023	% of Budget	Aug 2024	YTD 2024	Budget 2024	% of Budget
REVENUES								
Operating Revenues:								
Water Sales	\$ 3,503,097	\$ 13,605,847	\$ 22,073,000	61.6%	\$ 3,768,057	\$ 15,722,997	\$ 25,154,000	62.5%
Sewer Service Charges	1,258,039	8,437,239	13,439,000	62.8%	1,309,346	9,056,015	14,254,000	63.5%
Central Valley Assessmt	529,660	4,207,806	6,210,000	67.8%	533,541	4,236,841	6,210,000	68.2%
Engineering Fees	6,150	33,175	125,000	26.5%	12,425	48,505	125,000	38.8%
Connection fees	1,696	10,850	82,000	13.2%	13,607	33,539	82,000	40.9%
Inspection	5,750	48,209	85,000	56.7%	7,072	69,515	85,000	81.8%
Delinquent/Turn-on Fees	6,195	45,810	60,000	76.4%	556	8,859	60,000	14.8%
Waterwise Customer Revenue	-	985	-	0.0%	-	3,552	-	0.0%
Grant/Loan Forgive Revenue	3,265	3,265	-	0.0%	1,222,620	1,440,989	3,636,394	39.6%
Conservation Grant	-	65,393	51,000	128.2%	-	53,197	68,500	77.7%
Total Operating Revenue	<u>5,313,852</u>	<u>26,458,579</u>	<u>42,125,000</u>	<u>62.8%</u>	<u>6,867,224</u>	<u>30,674,009</u>	<u>49,674,894</u>	<u>61.7%</u>
Property Tax Revenue:								
Property Tax	20,410	107,669	5,023,740	2.1%	15,513	111,032	5,892,000	1.9%
Motor Vehicle	32,539	191,353	225,000	85.0%	23,093	184,574	285,000	64.8%
Personal Property	20,139	358,158	395,920	90.5%	27,316	417,570	430,000	97.1%
Delinquent Tax/Interest	2,490	113,340	80,000	141.7%	1,933	78,328	70,000	111.9%
Tax Increment for RDA	-	-	170,000	0.0%	-	-	191,000	0.0%
Total Property Tax Revenue	<u>75,578</u>	<u>770,520</u>	<u>5,894,660</u>	<u>13.1%</u>	<u>67,855</u>	<u>791,504</u>	<u>6,868,000</u>	<u>11.5%</u>
Non-operating Revenue:								
Impact Fees - Water	33,954	423,497	500,000	84.7%	265,966	480,224	500,000	96.0%
Impact Fees - Sewer	10,416	136,253	275,000	49.5%	44,267	126,923	275,000	46.2%
Interest	312,490	887,275	200,000	443.6%	102,444	1,266,234	600,000	211.0%
Sale of Surplus Equipment	-	26,310	120,000	21.9%	31,205	248,025	55,000	451.0%
Other	12,538	90,419	125,000	72.3%	14,251	92,264	125,000	73.8%
Total Non-operating Revenue	<u>369,398</u>	<u>1,563,754</u>	<u>1,220,000</u>	<u>128.2%</u>	<u>458,133</u>	<u>2,213,670</u>	<u>1,555,000</u>	<u>142.4%</u>
Total Revenues	<u>\$ 5,758,828</u>	<u>\$ 28,792,853</u>	<u>\$ 49,239,660</u>	<u>58.5%</u>	<u>\$ 7,393,212</u>	<u>\$ 33,679,183</u>	<u>\$ 58,097,894</u>	<u>58.0%</u>

Percent of Year Completed: 66.67%



EXPENSES - UNAUDITED

	Aug 2023	YTD 2023	Amended Budget 2023	% of Budget	Aug 2024	YTD 2024	Budget 2024	% of Budget
EXPENSES								
Payroll Wages:								
Salaries & Wages	\$ 436,381	3,596,580	\$ 5,599,352	64.2%	\$ 441,630	3,766,701	\$ 5,884,106	64.0%
Overtime Wages	14,694	91,554	98,000	93.4%	16,305	103,761	126,249	82.2%
On-call Pay	9,430	66,208	70,000	94.6%	12,316	70,308	105,000	67.0%
Incentive Pay	-	1,000	6,000	16.7%	-	3,900	2,800	139.3%
Vehicle Allowance	554	4,727	7,200	65.7%	554	4,708	7,200	65.4%
Clothing Allowance	-	19,800	21,175	93.5%	-	20,075	20,350	98.6%
Other/OPEB	-	-	14,000	0.0%	-	-	433,000	0.0%
<i>Total Payroll Wages</i>	<u>461,059</u>	<u>3,779,869</u>	<u>5,815,727</u>	<u>65.0%</u>	<u>470,805</u>	<u>3,969,453</u>	<u>6,578,705</u>	<u>60.3%</u>
Payroll Benefits:								
State Retirement Plan	77,783	632,959	988,579	64.0%	74,072	644,714	1,010,281	63.8%
401K Plan	53,220	436,286	645,031	67.6%	47,091	394,468	571,251	69.1%
Health/Dental Insurance	77,129	1,155,678	1,900,296	60.8%	97,816	1,265,101	2,148,538	58.9%
Medicare	6,578	53,872	82,508	65.3%	6,726	56,556	87,190	64.9%
Workers Compensation Ins	6,384	33,773	30,000	112.6%	-	58,336	40,000	145.8%
Life/LTD/LTC Insurance	1,854	30,202	51,300	58.9%	1,922	29,027	51,800	56.0%
State Unemployment	3,895	7,386	5,000	147.7%	-	1,229	5,000	24.6%
<i>Total Payroll Benefits</i>	<u>226,843</u>	<u>2,350,156</u>	<u>3,702,714</u>	<u>63.5%</u>	<u>227,627</u>	<u>2,449,431</u>	<u>3,914,060</u>	<u>62.6%</u>
Operations & Maintenance:								
Repair & Replacement	92,373	794,306	1,329,175	59.8%	144,977	872,179	1,464,075	59.6%
Building & Grounds	4,221	76,741	142,550	53.8%	28,198	108,110	183,550	58.9%
Vehicle Maint & Fuel	5,599	68,364	226,600	30.2%	14,518	88,114	191,600	46.0%
Vehicle Lease	7,791	66,678	88,000	75.8%	3,384	37,223	50,500	73.7%
Tools & Supplies	5,851	54,923	89,400	61.4%	6,467	71,851	103,050	69.7%
Water Purchases	1,709,814	5,895,095	10,997,903	53.6%	1,865,746	5,716,212	11,437,138	50.0%
Treatment Chemicals	4,640	26,785	40,500	66.1%	-	28,528	32,000	89.2%
Water Lab Testing Fees	17,156	37,207	56,500	65.9%	11,708	47,188	72,500	65.1%
Utilities	111,333	391,397	923,900	42.4%	123,616	454,591	852,600	53.3%
<i>Total O&M</i>	<u>1,958,778</u>	<u>7,411,496</u>	<u>13,894,528</u>	<u>53.3%</u>	<u>2,198,614</u>	<u>7,423,996</u>	<u>14,387,013</u>	<u>51.6%</u>
CVWRF:								
Facility Operations	457,456	3,132,931	5,882,792	53.3%	442,373	3,385,265	6,404,682	52.9%
Project Betterments	11,826	388,948	1,742,196	22.3%	42,081	863,049	1,958,901	44.1%
Pre-treatment Field	21,045	184,774	343,127	53.9%	31,872	233,506	331,699	70.4%
Laboratory	19,685	163,857	290,957	56.3%	26,980	202,694	344,578	58.8%
CVW Debt Service	504,339	3,413,623	6,008,764	56.8%	518,059	3,565,019	7,558,191	47.2%
<i>Total CVWRF</i>	<u>\$ 1,014,351</u>	<u>7,284,133</u>	<u>\$ 14,267,836</u>	<u>51.1%</u>	<u>\$ 1,061,365</u>	<u>8,249,533</u>	<u>\$ 16,598,051</u>	<u>49.7%</u>



EXPENSES - UNAUDITED

	Aug 2023	YTD 2023	Budget 2023	% of Budget	Aug 2024	YTD 2024	Budget 2024	% of Budget
General & Administrative:								
Office Supplies/Printing	\$ 1,012	7,095	\$ 24,470	29.0%	\$ 1,970	9,202	\$ 19,700	46.7%
Postage & Mailing	13,098	91,902	167,500	54.9%	14,130	95,800	172,450	55.6%
General Administrative	15,904	47,694	66,982	71.2%	4,568	27,676	74,672	37.1%
General Administrative-Elections	-	-	75,000	0.0%	-	-	-	0.0%
General Administrative-TNT	-	-	15,000	0.0%	-	-	15,000	0.0%
Computer Supplies	13,262	234,796	464,271	50.6%	104,739	325,942	515,735	63.2%
General Insurance	3,537	318,577	480,273	66.3%	231,688	481,932	492,637	97.8%
Utilities	6,661	61,771	87,288	70.8%	6,645	59,383	91,500	64.9%
Telephone	8,300	77,357	134,300	57.6%	9,407	80,927	152,500	53.1%
Training & Education	7,248	66,253	100,700	65.8%	13,883	63,123	103,750	60.8%
Safety	7,652	43,189	68,025	63.5%	3,777	14,885	72,525	20.5%
Legal fees	1,476	19,840	48,000	41.3%	800	23,845	48,000	49.7%
Auditing Fees	-	12,000	12,000	100.0%	-	12,000	12,000	100.0%
Professional Consulting	25,284	67,271	179,296	37.5%	25,101	157,199	231,760	67.8%
Public Relations/Conservation	-	84,126	87,500	96.1%	-	8,828	92,500	9.5%
Banking & Bonding	36,910	237,071	353,580	67.0%	44,276	259,874	381,060	68.2%
Payments to Other Gov't Agencies	6,927	95,302	155,000	61.5%	-	45,469	132,000	34.4%
Admin Contingency	-	-	180,000	0.0%	-	-	180,000	0.0%
<i>Total General Administrative</i>	<u>147,271</u>	<u>1,464,244</u>	<u>2,699,185</u>	<u>54.2%</u>	<u>460,984</u>	<u>1,666,085</u>	<u>2,787,789</u>	<u>59.8%</u>
Total Operating Expenses	<u>3,808,302</u>	<u>22,289,898</u>	<u>40,379,990</u>	<u>55.2%</u>	<u>4,419,395</u>	<u>23,758,498</u>	<u>44,265,618</u>	<u>53.7%</u>
Net Operating Revenues	<u>1,950,526</u>	<u>6,502,955</u>	<u>8,859,670</u>	<u>73.4%</u>	<u>2,973,817</u>	<u>9,920,685</u>	<u>13,832,276</u>	<u>71.7%</u>
Indirect Operating Expenses:								
Depreciation	1,317,991	5,270,114	8,500,000	62.0%	-	4,223,942	8,500,000	49.7%
RDA Pass-Through	-	-	170,000	0.0%	-	-	191,000	0.0%
<i>Total Indirect Operating Exp</i>	<u>1,317,991</u>	<u>5,270,114</u>	<u>8,670,000</u>	<u>60.8%</u>	<u>-</u>	<u>4,223,942</u>	<u>8,691,000</u>	<u>48.6%</u>
Capital								
Infrastructure	1,627,262	13,474,951	43,872,000	30.7%	2,246,801	11,908,896	27,598,500	43.2%
Vehicles & Equipment	68,669	210,292	1,498,150	14.0%	4,671	1,094,357	1,426,000	76.7%
<i>Total Equipment</i>	<u>1,695,931</u>	<u>13,685,243</u>	<u>45,370,150</u>	<u>30.2%</u>	<u>2,251,472</u>	<u>13,003,253</u>	<u>29,024,500</u>	<u>44.8%</u>
Debt Service:								
Bond Interest and Fees	-	155,282	1,725,538	9.0%	-	799,676	1,391,515	57.5%
Bond Principal Pmt ('21 Bond)	-	323,000	323,000	100.0%	-	326,000	326,000	100.0%
Bond Principal Pmt ('19 Bond)	-	886,000	886,000	100.0%	-	996,000	996,000	100.0%
Bond Principal Pmt ('23A Bond)	-	-	-	0.0%	-	-	-	0.0%
Bond Principal Pmt ('23B Bond)	-	-	-	0.0%	-	790,000	790,000	100.0%
<i>Total Debt Service</i>	<u>-</u>	<u>1,364,282</u>	<u>2,934,538</u>	<u>46.5%</u>	<u>-</u>	<u>2,121,676</u>	<u>3,503,515</u>	<u>60.6%</u>
Total Equip & Debt Service	<u>1,695,931</u>	<u>15,049,525</u>	<u>48,304,688</u>	<u>31.2%</u>	<u>2,251,472</u>	<u>15,124,929</u>	<u>32,528,015</u>	<u>46.5%</u>
Net Revenues	<u>(1,063,396)</u>	<u>(13,816,684)</u>	<u>(48,115,018)</u>	<u>28.7%</u>	<u>722,345</u>	<u>(9,428,186)</u>	<u>(27,386,739)</u>	<u>34.4%</u>
Add back Depreciation	1,317,991	5,270,114	8,500,000	62.0%	-	4,223,942	8,500,000	49.7%
Add back Infrastructure	1,627,262	13,474,951	43,872,000	30.7%	2,246,801	11,908,896	27,598,500	43.2%
Add Noncash OPEB Accrual	-	-	14,000	0.0%	-	-	433,000	0.0%
Adjusted Net Revenues	<u>\$ 1,881,857</u>	<u>4,928,381</u>	<u>\$ 4,270,982</u>	<u>115.4%</u>	<u>\$ 2,969,146</u>	<u>6,704,652</u>	<u>\$ 9,144,761</u>	<u>73.3%</u>




2024 SURPLUS EQUIPMENT

	Jan	Feb	Mar	Apr	May	Jun	Jul	Aug	Sep	Oct	Nov	Dec	Total
Surplus Equipment - 2024													
HP Mini Desktops	\$ 601.49		\$ 136.06										\$ 737.55
Epson Printer	\$ 25.00												\$ 25.00
Office Chairs	\$ 160.50	\$ 92.00											\$ 252.50
Bookshelf	\$ 20.50												\$ 20.50
Table	\$ 10.00												\$ 10.00
Old Pinter Toner Cartidges	\$ 192.11	\$ (33.00)											\$ 159.11
Misc Computer Supplies	\$ 61.50					\$ 36.00							\$ 97.50
Trashcans		\$ 152.50											\$ 152.50
Garage Door		\$ 3,500.00											\$ 3,500.00
PlexiGlass			\$ 27.55										\$ 27.55
LED Light Bulbs			\$ 281.00										\$ 281.00
Computer Monitors			\$ 100.00										\$ 100.00
Cummins Generator				\$ 7,700.00									\$ 7,700.00
Unit #41 Vactor Truck				\$ 11,300.00									\$ 11,300.00
Unit #27 Chevy 1500						\$ 13,000.00							\$ 13,000.00
Track Loader						\$ 50,000.00							\$ 50,000.00
Unit #34 Chevy 2500						\$ 20,300.00							\$ 20,300.00
Unit #3 F150						\$ 15,400.00							\$ 15,400.00
Unit #20 Mack Dump Truck							\$ 83,900.00						\$ 83,900.00
Valve Machine with Debris Body							\$ 1,691.66						\$ 1,691.66
Landscaping Equipment							\$ 7,710.46	\$ 1,000.00					\$ 8,710.46
Sign Trailer							\$ 455.00						\$ 455.00
Fridge/Ice Machine								\$ 205.00					\$ 205.00
Ridgeland Pump Station Property								\$ 30,000.00					\$ 30,000.00
Total Surplus Equipment - 2024	\$ 1,071.10	\$ 3,711.50	\$ 544.61	\$ 19,000.00	\$ -	\$ 98,736.00	\$ 93,757.12	\$ 31,205.00	\$ -	\$ -	\$ -	\$ -	\$ 248,025.33



AUGUST PAID INVOICE REPORT





Paid Check Report By Vendor Name

Payment Dates 8/1/2024 - 8/31/2024

Vendor Name	Payment Date	Payment Number	Description (Item)	Account Number	Account Name	Amount
Vendor: 1064 - ACE RECYCLING & DISPOSAL						
ACE RECYCLING & DISPOSAL	08/08/2024	128606	AUG 2024 RECYCLING	01-130-510220	BUILDINGS & GROUNDS - CU...	218.74
Vendor 1064 - ACE RECYCLING & DISPOSAL Total:						218.74
Vendor: 5322 - ADVANCED ELEMENTS, INC.						
ADVANCED ELEMENTS, INC.	08/28/2024	128717	AE2S Lead & Copper	01-231-530270	WATER TESTING FEES	1,192.25
Vendor 5322 - ADVANCED ELEMENTS, INC. Total:						1,192.25
Vendor: 1160 - ALPINE SUPPLY						
ALPINE SUPPLY	08/21/2024	128663	Misc Nuts and Bolts	01-220-520210	REPAIR SUPPLIES - WTR R&R	691.48
ALPINE SUPPLY	08/21/2024	128663	Misc Nuts and Bolts	01-220-520210	REPAIR SUPPLIES - WTR R&R	459.35
ALPINE SUPPLY	08/21/2024	128663	Misc Nuts and Bolts	01-220-520210	REPAIR SUPPLIES - WTR R&R	-336.91
Vendor 1160 - ALPINE SUPPLY Total:						813.92
Vendor: 1210 - AMERICAN EXPRESS						
AMERICAN EXPRESS	08/08/2024	128607	JUL 2024 PURCHASES	01-000-210150	AMEX/MC PAYABLE	
AMERICAN EXPRESS	08/08/2024	128607	AWWA/REG 2024 CONF-EMP...	01-105-510480	TRAINING & EDUCATION - B...	850.00
AMERICAN EXPRESS	08/08/2024	128607	LA CASA DEL TAMAL/RECOG...	01-110-510430	GENERAL ADMINISTRATIVE	54.53
AMERICAN EXPRESS	08/08/2024	128607	NOTHING BUNDT CAKES/EM...	01-110-510430	GENERAL ADMINISTRATIVE	423.50
AMERICAN EXPRESS	08/08/2024	128607	FEDEX/CAFR REPORT	01-110-510430	GENERAL ADMINISTRATIVE	42.42
AMERICAN EXPRESS	08/08/2024	128607	DIAMOND/EMP APPRECIATI...	01-110-510430	GENERAL ADMINISTRATIVE	35.00
AMERICAN EXPRESS	08/08/2024	128607	MACEYS/FIELD SFTY REWARD..	01-110-510430	GENERAL ADMINISTRATIVE	24.37
AMERICAN EXPRESS	08/08/2024	128607	AWWA/REG 2024 CONF-EMP...	01-110-510480	TRAINING & EDUCATION - M...	1,700.00
AMERICAN EXPRESS	08/08/2024	128607	AMZN/TELEPHONE HEADSET	01-130-510410	OFFICE SUPPLIES/PRINTING	22.36
AMERICAN EXPRESS	08/08/2024	128607	AMZN/LYSOL WIPES, SPRAY	01-130-510410	OFFICE SUPPLIES/PRINTING	28.36
AMERICAN EXPRESS	08/08/2024	128607	ODP/PRINTER PAPER	01-130-510410	OFFICE SUPPLIES/PRINTING	197.90
AMERICAN EXPRESS	08/08/2024	128607	ODP/PACKING TAPE	01-130-510410	OFFICE SUPPLIES/PRINTING	21.49
AMERICAN EXPRESS	08/08/2024	128607	ED & TRNG SRVCS/EMP #7,1...	01-140-510480	TRAINING & EDUCATION - M...	549.00
AMERICAN EXPRESS	08/08/2024	128607	AMZN/DANGER SIGN	01-210-510490	SAFETY EXPENSE	5.99
AMERICAN EXPRESS	08/08/2024	128607	AMZN/SAFETY SIGNS, COUPL...	01-210-510490	SAFETY EXPENSE	83.91
AMERICAN EXPRESS	08/08/2024	128607	AMZN/SAFETY SMART SIGNS	01-210-510490	SAFETY EXPENSE	292.58
AMERICAN EXPRESS	08/08/2024	128607	ED & TRNG SRVCS/EMP #7,1...	01-220-510480	TRAINING & EDUCATION - W...	549.00
AMERICAN EXPRESS	08/08/2024	128607	WVC PT/APP CODE 284058	01-220-520210	REPAIR SUPPLIES - WTR R&R	100.00
AMERICAN EXPRESS	08/08/2024	128607	WVC PT/APP CODE 203975	01-220-520210	REPAIR SUPPLIES - WTR R&R	200.00
AMERICAN EXPRESS	08/08/2024	128607	WVC PT/APP CODE 222172	01-220-520210	REPAIR SUPPLIES - WTR R&R	100.00
AMERICAN EXPRESS	08/08/2024	128607	WVC PT/APP CODE 208854	01-220-520210	REPAIR SUPPLIES - WTR R&R	100.00
AMERICAN EXPRESS	08/08/2024	128607	WVC PT/APP CODE 262956	01-220-520210	REPAIR SUPPLIES - WTR R&R	200.00
AMERICAN EXPRESS	08/08/2024	128607	WVC PT/APP CODE 248074	01-220-520210	REPAIR SUPPLIES - WTR R&R	100.00
AMERICAN EXPRESS	08/08/2024	128607	WVC PT/APP CODE 282750	01-220-520210	REPAIR SUPPLIES - WTR R&R	200.00
AMERICAN EXPRESS	08/08/2024	128607	WVC PT/APP CODE 245054	01-220-520210	REPAIR SUPPLIES - WTR R&R	200.00

Ferguson	\$	10,558.63	21,155.33
Ready Made	\$	4,862.75	
SLC Cement	\$	1,456.00	
WVC	\$	1,448.10	
Other	\$	2,829.85	

Paid Check Report

Payment Dates: 8/1/2024 - 8/31/2024

Vendor Name	Payment Date	Payment Number	Description (Item)	Account Number	Account Name	Amount
AMERICAN EXPRESS	08/08/2024	128607	WVC PT/APP CODE 289422	01-220-520210	REPAIR SUPPLIES - WTR R&R	100.00
AMERICAN EXPRESS	08/08/2024	128607	ED & TRNG SRVCS/EMP #7,1...	01-230-510480	TRAINING & EDUCATION - W...	549.00
AMERICAN EXPRESS	08/08/2024	128607	PSI SRVCS/UT WW COLLECT ...	01-240-510480	TRAINING & EDUCATION - ...	106.00
AMERICAN EXPRESS	08/08/2024	128607	PSI SRVCS/UT WW COLLECT ...	01-240-510480	TRAINING & EDUCATION - ...	106.00
AMERICAN EXPRESS	08/08/2024	128607	PSI SRVCS/UT WW COLLECT ...	01-240-510480	TRAINING & EDUCATION - ...	106.00
AMERICAN EXPRESS	08/08/2024	128607	AMZN/TRAILER HITCHES	01-240-520240	TOOLS & SUPPLIES - WW MA...	554.95
AMERICAN EXPRESS	08/08/2024	128607	AMZN/TRAILER HITCH	01-240-520240	TOOLS & SUPPLIES - WW MA...	111.99
AMERICAN EXPRESS	08/08/2024	128607	AMZN/TOILET CHEMICAL	01-240-520240	TOOLS & SUPPLIES - WW MA...	40.90
AMERICAN EXPRESS	08/08/2024	128607	ED & TRNG SRVCS/EMP #7,1...	01-260-510480	TRAINING & EDUCATION - B...	549.00
AMERICAN EXPRESS	08/08/2024	128607	AMZN/COOLANT TEMP SEN...	01-260-520210	REPAIR SUPPLIES - BLD/FLT ...	18.50
AMERICAN EXPRESS	08/08/2024	128607	HARBOR FREIGHT/SHOP TOO...	01-260-520240	TOOLS & SUPPLIES - BLD/FLT...	522.26
AMERICAN EXPRESS	08/08/2024	128607	AWWA/REG 2024 CONF-EMP...	01-340-510480	TRAINING & EDUCATION - E...	425.00
AMERICAN EXPRESS	08/08/2024	128607	AWWA/REG 2024 CONF-EMP...	01-340-510480	TRAINING & EDUCATION - E...	425.00
AMERICAN EXPRESS	08/08/2024	128607	AMZN/PENTEK FILTER WREN...	01-350-520210	REPAIR SUPPLIES - OPERATOR	37.97
AMERICAN EXPRESS	08/08/2024	128607	AMZN/HITCH LOCK, HITCH	01-350-520210	REPAIR SUPPLIES - OPERATOR	249.97
AMERICAN EXPRESS	08/08/2024	128607	AMZN/KEYBOARD-MOUSE	01-360-510440	COMPUTER SUPPLIES/EQUI...	99.98
AMERICAN EXPRESS	08/08/2024	128607	AMZN/MTR TEST BENCH-WA...	01-360-510440	COMPUTER SUPPLIES/EQUI...	19.99
AMERICAN EXPRESS	08/08/2024	128607	AMZN/CORK BULLETIN BOA...	01-360-510440	COMPUTER SUPPLIES/EQUI...	11.48
AMERICAN EXPRESS	08/08/2024	128607	UTAH AGRC-DTS-GPS/VRS-G...	01-360-510440	COMPUTER SUPPLIES/EQUI...	1,200.00
AMERICAN EXPRESS	08/08/2024	128607	RYAN HERCO/WELL #15,16/...	01-360-510440	COMPUTER SUPPLIES/EQUI...	1,453.51
AMERICAN EXPRESS	08/08/2024	128607	SERVER SUPPLY/BLD B NET...	01-360-510440	COMPUTER SUPPLIES/EQUI...	351.50
AMERICAN EXPRESS	08/08/2024	128607	AMZN/CCTV CAMERA MOU...	01-360-510440	COMPUTER SUPPLIES/EQUI...	315.98
AMERICAN EXPRESS	08/08/2024	128607	ZOOM/ONLINE MTGS	01-360-510440	COMPUTER SUPPLIES/EQUI...	219.90
AMERICAN EXPRESS	08/08/2024	128607	AMZN/RIDGELAND ACCESS C...	01-360-510440	COMPUTER SUPPLIES/EQUI...	751.41
AMERICAN EXPRESS	08/08/2024	128607	AMZN/BULBS, VIDEO SPLITT...	01-360-510440	COMPUTER SUPPLIES/EQUI...	72.74
Vendor 1210 - AMERICAN EXPRESS Total:						35,634.77
Vendor: 5132 - APA BENEFITS, INC.						
APA BENEFITS, INC.	08/28/2024	128714	JUL 2024 COBRA SERVICING	01-110-510520	PROFESSIONAL CONSULTING ..	54.60
Vendor 5132 - APA BENEFITS, INC. Total:						54.60
Vendor: 1087 - APCO INC						
APCO INC	08/21/2024	128662	SCADA Upgrades Phase III.B	01-340-520920	INFRASTRUCTURE PURCHAS...	6,270.00
Vendor 1087 - APCO INC Total:						6,270.00
Vendor: 1267 - APELLO						
APELLO	08/08/2024	DFT0001442	AUG 2024 ANSWERING SERV...	01-360-510470	TELEPHONE	554.00
Vendor 1267 - APELLO Total:						554.00
Vendor: 1268.1 - APPLICANTPRO						
APPLICANTPRO	08/14/2024	128632	SEP 2024 APPLICANT PROCE...	01-360-510440	COMPUTER SUPPLIES/EQUI...	186.00
Vendor 1268.1 - APPLICANTPRO Total:						186.00
Vendor: 5350 - ARCHER, LOGAN						
ARCHER, LOGAN	08/01/2024	10316	2024 BOOT REIMBURSEMENT	01-210-510490	SAFETY EXPENSE	150.00
Vendor 5350 - ARCHER, LOGAN Total:						150.00

Paid Check Report

Payment Dates: 8/1/2024 - 8/31/2024

Vendor Name	Payment Date	Payment Number	Description (Item)	Account Number	Account Name	Amount
Vendor: 1306 - ASAP AUTO PARTS WAREHOUSE						
ASAP AUTO PARTS WAREHO...	08/14/2024	128633	UNIT #19/CORE RETURN	01-260-520210	REPAIR SUPPLIES - BLD/FLT ...	-32.00
ASAP AUTO PARTS WAREHO...	08/14/2024	128633	UNIT #19/POWER STEERING	01-260-520210	REPAIR SUPPLIES - BLD/FLT ...	176.37
ASAP AUTO PARTS WAREHO...	08/14/2024	128633	UNIT #35/CABIN FILTER	01-260-520210	REPAIR SUPPLIES - BLD/FLT ...	10.76
ASAP AUTO PARTS WAREHO...	08/14/2024	128633	SHOP/STOCK	01-260-520210	REPAIR SUPPLIES - BLD/FLT ...	23.80
ASAP AUTO PARTS WAREHO...	08/14/2024	128633	UNIT #14/BRAKES	01-260-520210	REPAIR SUPPLIES - BLD/FLT ...	169.93
ASAP AUTO PARTS WAREHO...	08/14/2024	128633	UNIT #14/WHEEL LUG NUTS	01-260-520210	REPAIR SUPPLIES - BLD/FLT ...	11.82
ASAP AUTO PARTS WAREHO...	08/14/2024	128633	UNIT #224/IGN TERMINAL	01-260-520210	REPAIR SUPPLIES - BLD/FLT ...	9.22
ASAP AUTO PARTS WAREHO...	08/14/2024	128633	UNIT #1/OIL FILTER	01-260-520210	REPAIR SUPPLIES - BLD/FLT ...	2.01
ASAP AUTO PARTS WAREHO...	08/14/2024	128633	UNIT #222/DRIVE BELT	01-260-520210	REPAIR SUPPLIES - BLD/FLT ...	13.35
ASAP AUTO PARTS WAREHO...	08/14/2024	128633	SHOP/RED SCUFF PADS	01-260-520210	REPAIR SUPPLIES - BLD/FLT ...	33.47
ASAP AUTO PARTS WAREHO...	08/14/2024	128633	UNIT #35/OIL DIPSTICK TUBE	01-260-520210	REPAIR SUPPLIES - BLD/FLT ...	34.56
ASAP AUTO PARTS WAREHO...	08/14/2024	128633	UNIT #33/OIL FILTER	01-260-520210	REPAIR SUPPLIES - BLD/FLT ...	2.01
ASAP AUTO PARTS WAREHO...	08/14/2024	128633	UNIT #37/FILTERS	01-260-520210	REPAIR SUPPLIES - BLD/FLT ...	21.18
Vendor 1306 - ASAP AUTO PARTS WAREHOUSE Total:						476.48
Vendor: 1330 - ASSOCIATED BUSINESS TECHNOLOGIES						
ASSOCIATED BUSINESS TECH...	08/21/2024	128664	BLDG B/PRINTER-SCANNER	01-130-510410	OFFICE SUPPLIES/PRINTING	66.94
Vendor 1330 - ASSOCIATED BUSINESS TECHNOLOGIES Total:						66.94
Vendor: 5149 - BACKFLOW PREVENTION SUPPLY INC						
BACKFLOW PREVENTION SU...	08/21/2024	128692	OFFICE SPRINKLERS	01-350-520210	REPAIR SUPPLIES - OPERATOR	125.30
BACKFLOW PREVENTION SU...	08/21/2024	128692	OFFICE SPRINKLERS	01-350-520210	REPAIR SUPPLIES - OPERATOR	324.80
BACKFLOW PREVENTION SU...	08/28/2024	128715	Backflow Supply	01-231-530270	WATER TESTING FEES	105.00
Vendor 5149 - BACKFLOW PREVENTION SUPPLY INC Total:						555.10
Vendor: 5326 - BACKFLOW SOLUTIONS, INC.						
BACKFLOW SOLUTIONS, INC.	08/08/2024	128629	BSI Backflow Software	01-360-510440	COMPUTER SUPPLIES/EQUI...	11,005.00
Vendor 5326 - BACKFLOW SOLUTIONS, INC. Total:						11,005.00
Vendor: 1413.5 - BALLARD, AUSTIN						
BALLARD, AUSTIN	08/01/2024	10312	MEMBERSHIP/UACPA	01-110-510430	GENERAL ADMINISTRATIVE	385.00
Vendor 1413.5 - BALLARD, AUSTIN Total:						385.00
Vendor: 1414.5 - BARNARD, BAILEY						
BARNARD, BAILEY	08/29/2024	10323	2024 BOOT REIMBURSEMENT	01-210-510490	SAFETY EXPENSE	150.00
Vendor 1414.5 - BARNARD, BAILEY Total:						150.00
Vendor: 5268 - BARNES, KRISTA						
BARNES, KRISTA	08/29/2024	10324	CUST SERV/EMPLOYEE GOAL...	01-110-510430	GENERAL ADMINISTRATIVE	110.31
Vendor 5268 - BARNES, KRISTA Total:						110.31
Vendor: 1434 - BATTERY SYSTEMS INC						
BATTERY SYSTEMS INC	08/08/2024	128608	Unit #110- Battery	01-260-520210	REPAIR SUPPLIES - BLD/FLT ...	75.21
BATTERY SYSTEMS INC	08/14/2024	128634	UNIT #50-BATTERY	01-260-520210	REPAIR SUPPLIES - BLD/FLT ...	78.79
BATTERY SYSTEMS INC	08/21/2024	128665	Handheld Compactor	01-260-520210	REPAIR SUPPLIES - BLD/FLT ...	156.43
BATTERY SYSTEMS INC	08/28/2024	128699	BREEZE/GENERATOR BATTER...	01-350-520210	REPAIR SUPPLIES - OPERATOR	256.64
Vendor 1434 - BATTERY SYSTEMS INC Total:						567.07

Paid Check Report

Payment Dates: 8/1/2024 - 8/31/2024

Vendor Name	Payment Date	Payment Number	Description (Item)	Account Number	Account Name	Amount
Vendor: 5334 - BERRY, NICHOLAS						
BERRY, NICHOLAS	08/01/2024	10315	2024 CDL REIMB/TANKER EN...	01-110-510430	GENERAL ADMINISTRATIVE	61.00
Vendor 5334 - BERRY, NICHOLAS Total:						61.00
Vendor: 1462 - BIOGRASS SOD FARMS						
BIOGRASS SOD FARMS	08/08/2024	128609	Sod Biograss	01-220-520210	REPAIR SUPPLIES - WTR R&R	294.00
Vendor 1462 - BIOGRASS SOD FARMS Total:						294.00
Vendor: 1470 - BLUE STAKES OF UTAH UTILITY						
BLUE STAKES OF UTAH UTILI...	08/08/2024	128610	2024 Blue Stakes Services	01-340-510520	PROFESSIONAL CONSULTING ..	825.00
Vendor 1470 - BLUE STAKES OF UTAH UTILITY Total:						825.00
Vendor: 5338 - BOART LONGYEAR COMPANY						
BOART LONGYEAR COMPANY	08/28/2024	128718	23L: WATTS WELL #18 DRILL...	01-340-520920	INFRASTRUCTURE PURCHAS...	232,605.80
BOART LONGYEAR COMPANY	08/28/2024	128718	RETENTION/23L - PMT NO 1	01-000-210110	RETAINAGE	-11,630.29
Vendor 5338 - BOART LONGYEAR COMPANY Total:						220,975.51
Vendor: 1480 - BOB'S LOCK SAFE & KEY						
BOB'S LOCK SAFE & KEY	08/14/2024	128635	UNIT #26/MACK KEY DUP	01-260-520210	REPAIR SUPPLIES - BLD/FLT ...	17.98
Vendor 1480 - BOB'S LOCK SAFE & KEY Total:						17.98
Vendor: 1500 - BOWEN COLLINS AND ASSOCIATES						
BOWEN COLLINS AND ASSOC...	08/14/2024	128636	20E:PIONEER WWPS REPLAC...	01-340-510520	PROFESSIONAL CONSULTING ..	318.00
BOWEN COLLINS AND ASSOC...	08/14/2024	128636	23VDESIGN	01-340-520920	INFRASTRUCTURE PURCHAS...	6,196.50
BOWEN COLLINS AND ASSOC...	08/21/2024	128666	Redwood Rd Wtr CM	01-340-520920	INFRASTRUCTURE PURCHAS...	2,330.25
BOWEN COLLINS AND ASSOC...	08/21/2024	128666	20E:PIONEER WWPS REPLAC...	01-340-510520	PROFESSIONAL CONSULTING ..	318.00
BOWEN COLLINS AND ASSOC...	08/21/2024	128666	23G:CONSTMGMT	01-340-520920	INFRASTRUCTURE PURCHAS...	218.00
BOWEN COLLINS AND ASSOC...	08/21/2024	128666	23VDESIGN	01-340-520920	INFRASTRUCTURE PURCHAS...	13,473.50
Vendor 1500 - BOWEN COLLINS AND ASSOCIATES Total:						22,854.25
Vendor: 5358 - BOYD ENTERPRISES						
BOYD ENTERPRISES	08/21/2024	128698	BOYD ENTERPRISES/PLAN RE...	01-000-410300	ENGINEERING FEES	325.00
Vendor 5358 - BOYD ENTERPRISES Total:						325.00
Vendor: 5165 - BRYON O. ELWELL, SR.						
BRYON O. ELWELL, SR.	08/14/2024	128660	Hazard Mitigation Plan	01-110-510520	PROFESSIONAL CONSULTING ..	22,837.50
Vendor 5165 - BRYON O. ELWELL, SR. Total:						22,837.50
Vendor: 1650 - CDW GOVERNMENT LLC						
CDW GOVERNMENT LLC	08/21/2024	128667	Cameras for 22F	01-360-510440	COMPUTER SUPPLIES/EQUI...	6,602.76
Vendor 1650 - CDW GOVERNMENT LLC Total:						6,602.76
Vendor: 1670 - CENTRAL VALLEY WATER REC FACILITY						
CENTRAL VALLEY WATER REC...	08/14/2024	128637	FACILITY OPERATION	01-400-580310	FACILITY OPERATION - C.V.	442,374.40
CENTRAL VALLEY WATER REC...	08/14/2024	128637	MONTHLY CIP	01-400-580320	PROJECT BETTERMENTS- C.V.	42,080.65
CENTRAL VALLEY WATER REC...	08/14/2024	128637	PRETREATMENT FIELD	01-400-580340	PRETREATMENT FIELD - C.V.	31,871.62
CENTRAL VALLEY WATER REC...	08/14/2024	128637	ENTITY LAB WORK	01-400-580350	LABORATORY - C.V.	3,347.00
CENTRAL VALLEY WATER REC...	08/14/2024	128637	NET LAB COSTS	01-400-580350	LABORATORY - C.V.	23,632.71

Paid Check Report

Payment Dates: 8/1/2024 - 8/31/2024

Vendor Name	Payment Date	Payment Number	Description (Item)	Account Number	Account Name	Amount
CENTRAL VALLEY WATER REC...	08/14/2024	128637	LOAN PAYMENT	01-400-580380	CVW DEBT SERVICE	518,058.95
Vendor 1670 - CENTRAL VALLEY WATER REC FACILITY Total:						1,061,365.33
Vendor: 1680 - CENTURY EQUIPMENT CO						
CENTURY EQUIPMENT CO	08/14/2024	128638	UNIT #102-BACKHOE, BATTE...	01-260-520210	REPAIR SUPPLIES - BLD/FLT ...	473.02
CENTURY EQUIPMENT CO	08/14/2024	128638	UNIT #102-BACKHOE,BATTE...	01-260-520210	REPAIR SUPPLIES - BLD/FLT ...	-28.00
CENTURY EQUIPMENT CO	08/28/2024	128700	Backhoe Bucket	01-220-520210	REPAIR SUPPLIES - WTR R&R	2,260.65
Vendor 1680 - CENTURY EQUIPMENT CO Total:						2,705.67
Vendor: 1723 - CHEMTECH-FORD, INC.						
CHEMTECH-FORD, INC.	08/08/2024	128611	WELL #1, 8, 12, 15, 16, 17/S...	01-231-530270	WATER TESTING FEES	1,740.00
CHEMTECH-FORD, INC.	08/08/2024	128611	RIDGELINE INVESTIGATION ...	01-231-530270	WATER TESTING FEES	200.00
CHEMTECH-FORD, INC.	08/08/2024	128611	WELL #4/FULL SERIES ROUND..	01-231-530270	WATER TESTING FEES	764.00
CHEMTECH-FORD, INC.	08/21/2024	128668	WELL #1,8,12,15,16,17/2024...	01-231-530270	WATER TESTING FEES	5,520.00
Vendor 1723 - CHEMTECH-FORD, INC. Total:						8,224.00
Vendor: 1725.5 - CINTAS CORPORATION						
CINTAS CORPORATION	08/08/2024	128612	Cintas Floor Mat Cleaning	01-130-510220	BUILDINGS & GROUNDS - CU...	126.36
CINTAS CORPORATION	08/08/2024	128612	Cintas Floor Mat Cleaning	01-130-510220	BUILDINGS & GROUNDS - CU...	126.36
CINTAS CORPORATION	08/08/2024	128612	Cintas Floor Mat Cleaning	01-130-510220	BUILDINGS & GROUNDS - CU...	126.36
Vendor 1725.5 - CINTAS CORPORATION Total:						379.08
Vendor: 5255 - CITY OF SOUTH SALT LAKE						
CITY OF SOUTH SALT LAKE	08/21/2024	DFT0001468	JUL 2024 STORMWATER	01-230-510460	UTILITIES - WTR	33.00
Vendor 5255 - CITY OF SOUTH SALT LAKE Total:						33.00
Vendor: 1730 - CLYDE SNOW & SESSIONS						
CLYDE SNOW & SESSIONS	08/14/2024	DFT0001464	MATTER 006400/GENERAL	01-110-510500	LEGAL EXPENSE	800.00
Vendor 1730 - CLYDE SNOW & SESSIONS Total:						800.00
Vendor: 1740 - COLONIAL FLAG AND SPECIALTY CO						
COLONIAL FLAG AND SPECIA...	08/14/2024	128639	FLAG ROTATION	01-130-510220	BUILDINGS & GROUNDS - CU...	115.00
Vendor 1740 - COLONIAL FLAG AND SPECIALTY CO Total:						115.00
Vendor: 5133 - COLUMBUS FOUNDATION, INC.						
COLUMBUS FOUNDATION, I...	08/08/2024	128626	JUL 2024 DOCUMENT SHRE...	01-110-510430	GENERAL ADMINISTRATIVE	74.00
Vendor 5133 - COLUMBUS FOUNDATION, INC. Total:						74.00
Vendor: 1763 - CONELY COMPANY						
CONELY COMPANY	08/14/2024	128640	WELL #12/SODIUM HYPO R...	01-350-520210	REPAIR SUPPLIES - OPERATOR	176.53
Vendor 1763 - CONELY COMPANY Total:						176.53
Vendor: 5248 - CONSOR NORTH AMERICA, INC						
CONSOR NORTH AMERICA, I...	08/28/2024	128716	20I Supplementary Inspectio...	01-340-520920	INFRASTRUCTURE PURCHAS...	465.00
Vendor 5248 - CONSOR NORTH AMERICA, INC Total:						465.00
Vendor: 1798 - CORRIO CONSTRUCTION, INC.						
CORRIO CONSTRUCTION, INC.	08/14/2024	128641	23F: EAST REC LIFT STATION ...	01-340-520920	INFRASTRUCTURE PURCHAS...	283,814.00
CORRIO CONSTRUCTION, INC.	08/14/2024	128641	RETENTION/23F - PMT NO 1	01-000-210110	RETAINAGE	-14,190.70
Vendor 1798 - CORRIO CONSTRUCTION, INC. Total:						269,623.30

Paid Check Report

Payment Dates: 8/1/2024 - 8/31/2024

Vendor Name	Payment Date	Payment Number	Description (Item)	Account Number	Account Name	Amount
Vendor: 1845 - CRUS OIL, INC.						
CRUS OIL, INC.	08/14/2024	128642	Unit #4- Fuel Filters	01-260-520210	REPAIR SUPPLIES - BLD/FLT ...	126.04
Vendor 1845 - CRUS OIL, INC. Total:						126.04
Vendor: 5357 - DAYLIGHT CONSTRUCTION, LLC						
DAYLIGHT CONSTRUCTION, L...	08/21/2024	128697	DAYLIGHT CONSTRUCTION/F...	01-000-430990	MISC INCOME	1,557.01
Vendor 5357 - DAYLIGHT CONSTRUCTION, LLC Total:						1,557.01
Vendor: 1930 - DENTAL SELECT						
DENTAL SELECT	08/28/2024	128702	DENTAL INSURANCE FAMILY	01-000-220500	HEALTH INSURANCE PAYABLE	2,630.92
DENTAL SELECT	08/28/2024	128702	DENTAL INSURANCE SINGLE	01-000-220500	HEALTH INSURANCE PAYABLE	238.50
DENTAL SELECT	08/28/2024	128702	DENTAL INSURANCE FAMILY	01-000-220500	HEALTH INSURANCE PAYABLE	2,829.48
DENTAL SELECT	08/28/2024	128702	DENTAL INSURANCE SINGLE	01-000-220500	HEALTH INSURANCE PAYABLE	238.50
DENTAL SELECT	08/28/2024	128702	RETIREE DENTAL INS	01-110-500130	HEALTH INSURANCE - MGMT	492.49
DENTAL SELECT	08/28/2024	128702	SEP 2024 EMP ADJ - ROUNDI...	01-110-500130	HEALTH INSURANCE - MGMT	-0.15
DENTAL SELECT	08/28/2024	128702	NEW EMPLOYEE DENTAL-EM...	01-140-500130	HEALTH INSURANCE - METERS	99.28
DENTAL SELECT	08/28/2024	128702	NEW EMPLOYEE DENTAL-EM...	01-220-500130	HEALTH INSURANCE - WTR ...	99.28
Vendor 1930 - DENTAL SELECT Total:						6,628.30
Vendor: 1935 - DESIGN WEST ARCHITECTS						
DESIGN WEST ARCHITECTS	08/28/2024	128703	Building C Construction Man...	01-340-520920	INFRASTRUCTURE PURCHAS...	247.50
Vendor 1935 - DESIGN WEST ARCHITECTS Total:						247.50
Vendor: 2102 - ENTERPRISE FM TRUST						
ENTERPRISE FM TRUST	08/14/2024	128643	UNIT 27 LEASE CHARGES	01-260-510235	VEHICLE LEASE	533.84
ENTERPRISE FM TRUST	08/14/2024	128643	UNIT 52 LEASE CHARGES	01-260-510235	VEHICLE LEASE	533.84
ENTERPRISE FM TRUST	08/14/2024	128643	UNIT 55 LEASE CHARGES	01-260-510235	VEHICLE LEASE	533.84
ENTERPRISE FM TRUST	08/14/2024	128643	UNIT 12 LEASE CHARGES	01-260-510235	VEHICLE LEASE	541.91
ENTERPRISE FM TRUST	08/14/2024	128643	UNIT 60 LEASE CHARGES	01-260-510235	VEHICLE LEASE	616.91
ENTERPRISE FM TRUST	08/14/2024	128643	UNIT 53 LEASE CHARGES	01-260-510235	VEHICLE LEASE	623.32
Vendor 2102 - ENTERPRISE FM TRUST Total:						3,383.66
Vendor: 2184.1 - FASTENAL COMPANY						
FASTENAL COMPANY	08/28/2024	128704	PPE VENDING FEE	01-210-510490	SAFETY EXPENSE	20.00
FASTENAL COMPANY	08/28/2024	128704	PPE VENDING SUPPLIES	01-210-510490	SAFETY EXPENSE	242.69
FASTENAL COMPANY	08/28/2024	128704	PPE VENDING SUPPLIES	01-210-510490	SAFETY EXPENSE	18.41
FASTENAL COMPANY	08/28/2024	128704	PPE VENDING SUPPLIES	01-210-510490	SAFETY EXPENSE	20.74
FASTENAL COMPANY	08/28/2024	128704	PPE VENDING SUPPLIES	01-210-510490	SAFETY EXPENSE	63.25
FASTENAL COMPANY	08/28/2024	128704	PPE VENDING SUPPLIES	01-210-510490	SAFETY EXPENSE	310.16
Vendor 2184.1 - FASTENAL COMPANY Total:						675.25
Vendor: 2188 - FERGUSON ENTERPRISES, INC						
FERGUSON ENTERPRISES, INC	08/14/2024	DFT0001465	Misc Brass Fittings	01-220-520210	REPAIR SUPPLIES - WTR R&R	6,637.00
FERGUSON ENTERPRISES, INC	08/14/2024	DFT0001465	Ferguson Water Works Fire h...	01-230-520210	REPAIR SUPPLIES - WTR MAI...	1,649.08
FERGUSON ENTERPRISES, INC	08/14/2024	DFT0001465	Repair Parts for July Water S...	01-220-520210	REPAIR SUPPLIES - WTR R&R	1,681.86
FERGUSON ENTERPRISES, INC	08/14/2024	DFT0001465	Repair Parts for July Water S...	01-220-520210	REPAIR SUPPLIES - WTR R&R	71.17
FERGUSON ENTERPRISES, INC	08/14/2024	DFT0001465	Repair Parts for July Water S...	01-220-520210	REPAIR SUPPLIES - WTR R&R	153.31
FERGUSON ENTERPRISES, INC	08/14/2024	DFT0001465	Repair Parts for July Water S...	01-220-520210	REPAIR SUPPLIES - WTR R&R	114.66

Paid Check Report

Payment Dates: 8/1/2024 - 8/31/2024

Vendor Name	Payment Date	Payment Number	Description (Item)	Account Number	Account Name	Amount
FERGUSON ENTERPRISES, INC	08/14/2024	DFT0001465	Misc Brass Fittings	01-220-520210	REPAIR SUPPLIES - WTR R&R	1,530.00
FERGUSON ENTERPRISES, INC	08/14/2024	DFT0001465	Repair Parts for July Water S...	01-220-520210	REPAIR SUPPLIES - WTR R&R	221.13
FERGUSON ENTERPRISES, INC	08/14/2024	DFT0001465	Repair Parts for July Water S...	01-220-520210	REPAIR SUPPLIES - WTR R&R	829.02
FERGUSON ENTERPRISES, INC	08/14/2024	DFT0001465	Repair Parts for July Water S...	01-220-520210	REPAIR SUPPLIES - WTR R&R	156.43
FERGUSON ENTERPRISES, INC	08/14/2024	DFT0001465	Repair Parts for July Water S...	01-220-520210	REPAIR SUPPLIES - WTR R&R	137.07
FERGUSON ENTERPRISES, INC	08/14/2024	DFT0001465	Repair Parts for July Water S...	01-220-520210	REPAIR SUPPLIES - WTR R&R	1,251.60
FERGUSON ENTERPRISES, INC	08/14/2024	DFT0001465	Repair Parts for July Water S...	01-220-520210	REPAIR SUPPLIES - WTR R&R	401.38
FERGUSON ENTERPRISES, INC	08/14/2024	DFT0001465	4" Valve and 45 bends	01-230-520210	REPAIR SUPPLIES - WTR MAI...	43.20
FERGUSON ENTERPRISES, INC	08/14/2024	DFT0001465	4" Valve and 45 bends	01-230-520210	REPAIR SUPPLIES - WTR MAI...	901.46
FERGUSON ENTERPRISES, INC	08/14/2024	DFT0001465	4" Valve and 45 bends	01-230-520210	REPAIR SUPPLIES - WTR MAI...	125.00
FERGUSON ENTERPRISES, INC	08/14/2024	DFT0001465	4" Valve and 45 bends	01-230-520210	REPAIR SUPPLIES - WTR MAI...	193.60
FERGUSON ENTERPRISES, INC	08/14/2024	DFT0001465	4" Valve and 45 bends	01-230-520210	REPAIR SUPPLIES - WTR MAI...	250.28
FERGUSON ENTERPRISES, INC	08/14/2024	DFT0001465	Repair Parts for July Water S...	01-220-520210	REPAIR SUPPLIES - WTR R&R	104.88
Vendor 2188 - FERGUSON ENTERPRISES, INC Total:						16,452.13
Vendor: 2200 - FILTER TECHNOLOGIES						Water Inventory
FILTER TECHNOLOGIES	08/21/2024	128669	BOOSTER/WELL HVAC UNITS	01-350-520210	REPAIR SUPPLIES - OPERATOR	172.29
FILTER TECHNOLOGIES	08/21/2024	128669	HVAC Filters	01-350-520210	REPAIR SUPPLIES - OPERATOR	1,877.04
Vendor 2200 - FILTER TECHNOLOGIES Total:						2,049.33
Vendor: 5115 - FIRST DIGITAL COMMUNICATIONS, LLC						
FIRST DIGITAL COMMUNICAT...	08/14/2024	128658	Phone System Annual Renew...	01-360-510470	TELEPHONE	2,273.53
Vendor 5115 - FIRST DIGITAL COMMUNICATIONS, LLC Total:						2,273.53
Vendor: 2241 - FLEET PRIDE						
FLEET PRIDE	08/14/2024	128644	UNIT #24-PM FILTERS	01-260-520210	REPAIR SUPPLIES - BLD/FLT ...	51.38
FLEET PRIDE	08/14/2024	128644	UNIT #121-PM FILTERS	01-260-520210	REPAIR SUPPLIES - BLD/FLT ...	48.33
FLEET PRIDE	08/21/2024	128670	UNIT #29-PM FILTERS	01-260-520210	REPAIR SUPPLIES - BLD/FLT ...	190.63
FLEET PRIDE	08/21/2024	128670	UNIT #24-BLOWER MOTOR R...	01-260-520210	REPAIR SUPPLIES - BLD/FLT ...	33.39
FLEET PRIDE	08/21/2024	128670	UNIT #26-BATTERIES	01-260-520210	REPAIR SUPPLIES - BLD/FLT ...	431.97
FLEET PRIDE	08/21/2024	128670	UNIT #26-BATTERIES CORE C...	01-260-520210	REPAIR SUPPLIES - BLD/FLT ...	-87.00
Vendor 2241 - FLEET PRIDE Total:						668.70
Vendor: 2380 - GRAINGER INC						
GRAINGER INC	08/08/2024	128614	UNIT #2/STORAGE CLIPBOA...	01-350-520240	TOOLS & SUPPLIES - OPERAT...	18.66
GRAINGER INC	08/08/2024	128614	WELLS/SODIUM HYPO FILTE...	01-350-520210	REPAIR SUPPLIES - OPERATOR	246.80
GRAINGER INC	08/14/2024	128645	HEAVY DUTY NITRILE GLOVES	01-350-520210	REPAIR SUPPLIES - OPERATOR	47.34
GRAINGER INC	08/21/2024	128671	SHOP-TIRE CHUCKS FOR CO...	01-260-520240	TOOLS & SUPPLIES - BLD/FLT...	162.03
GRAINGER INC	08/28/2024	128705	WELLS/BOOSTER FILTERS	01-350-520210	REPAIR SUPPLIES - OPERATOR	259.20
Vendor 2380 - GRAINGER INC Total:						734.03
Vendor: 2440 - GREAT WESTERN SUPPLY						
GREAT WESTERN SUPPLY	08/08/2024	128615	WELL #12/SODIUM HYPO SY...	01-350-520210	REPAIR SUPPLIES - OPERATOR	240.97
GREAT WESTERN SUPPLY	08/14/2024	128646	EAST REC/PRESSURE TRANS...	01-350-520210	REPAIR SUPPLIES - OPERATOR	101.93
Vendor 2440 - GREAT WESTERN SUPPLY Total:						342.90
Vendor: 2480 - HACH COMPANY						
HACH COMPANY	08/21/2024	128674	HACH Sampling Reagents	01-231-530270	WATER TESTING FEES	555.68

Paid Check Report

Payment Dates: 8/1/2024 - 8/31/2024

Vendor Name	Payment Date	Payment Number	Description (Item)	Account Number	Account Name	Amount
HACH COMPANY	08/21/2024	128674	HACH Sampling Reagents	01-231-530270	WATER TESTING FEES	807.12
HACH COMPANY	08/21/2024	128674	HACH Sampling Reagents	01-231-530270	WATER TESTING FEES	614.56
Vendor 2480 - HACH COMPANY Total:						1,977.36
Vendor: 2490 - HANSEN, ALLEN & LUCE, INC.						
HANSEN, ALLEN & LUCE, INC.	08/28/2024	128706	23L: WELL NO. 18 DRILLING &..	01-340-520920	INFRASTRUCTURE PURCHAS...	2,321.75
HANSEN, ALLEN & LUCE, INC.	08/28/2024	128706	23L: WELL NO. 18 DRILLING ...	01-340-520920	INFRASTRUCTURE PURCHAS...	2,849.00
HANSEN, ALLEN & LUCE, INC.	08/28/2024	128706	23L: WELL NO. 18 DRILLING &..	01-340-520920	INFRASTRUCTURE PURCHAS...	11,743.85
HANSEN, ALLEN & LUCE, INC.	08/28/2024	128706	23L: WELL NO. 18 DRILLING ...	01-340-520920	INFRASTRUCTURE PURCHAS...	10,677.95
Vendor 2490 - HANSEN, ALLEN & LUCE, INC. Total:						27,592.55
Vendor: 2505 - HARMONS DIST.						
HARMONS DIST.	08/14/2024	128647	SYMPATHY/EMP #243	01-110-510430	GENERAL ADMINISTRATIVE	55.00
Vendor 2505 - HARMONS DIST. Total:						55.00
Vendor: 2532 - HEALTHEQUITY INC						
HEALTHEQUITY INC	08/01/2024	DFT0001430	HEALTH SAVINGS ACCOUNT	01-000-220900	CAFETERIA PLAN PAYABLE	10,945.19
HEALTHEQUITY INC	08/15/2024	DFT0001450	HEALTH SAVINGS ACCOUNT	01-000-220900	CAFETERIA PLAN PAYABLE	11,137.49
HEALTHEQUITY INC	08/14/2024	DFT0001461	HEALTH SVGS/ER PORTION-#...	01-000-220900	CAFETERIA PLAN PAYABLE	96.15
HEALTHEQUITY INC	08/29/2024	DFT0001475	HEALTH SAVINGS ACCOUNT	01-000-220900	CAFETERIA PLAN PAYABLE	11,379.80
Vendor 2532 - HEALTHEQUITY INC Total:						33,558.63
Vendor: 2590 - HOME DEPOT CREDIT SERVICES						
HOME DEPOT CREDIT SERVIC...	08/08/2024	128616	WELL #1/REPAIRS	01-220-520210	REPAIR SUPPLIES - WTR R&R	229.75
HOME DEPOT CREDIT SERVIC...	08/08/2024	128616	WATER, JUICE	01-220-520210	REPAIR SUPPLIES - WTR R&R	57.84
HOME DEPOT CREDIT SERVIC...	08/08/2024	128616	WELL #1	01-220-520210	REPAIR SUPPLIES - WTR R&R	36.20
HOME DEPOT CREDIT SERVIC...	08/08/2024	128616	TOOLS	01-220-520240	TOOLS & SUPPLIES - WTR R&R	35.92
HOME DEPOT CREDIT SERVIC...	08/08/2024	128616	TOOLS	01-220-520240	TOOLS & SUPPLIES - WTR R&R	6.98
HOME DEPOT CREDIT SERVIC...	08/08/2024	128616	TOOLS	01-220-520240	TOOLS & SUPPLIES - WTR R&R	44.97
HOME DEPOT CREDIT SERVIC...	08/08/2024	128616	CORDLESS 9" CUTOFF SAW	01-220-520240	TOOLS & SUPPLIES - WTR R&R	599.00
HOME DEPOT CREDIT SERVIC...	08/08/2024	128616	TOOLS	01-230-520240	TOOLS & SUPPLIES - WTR MA...	165.55
HOME DEPOT CREDIT SERVIC...	08/08/2024	128616	SCREW DRIVER SET, TRAILER...	01-260-520210	REPAIR SUPPLIES - BLD/FLT ...	55.92
HOME DEPOT CREDIT SERVIC...	08/08/2024	128616	WIRE, BRUSHES	01-260-520210	REPAIR SUPPLIES - BLD/FLT ...	138.73
HOME DEPOT CREDIT SERVIC...	08/08/2024	128616	SHOP/SUPPLIES	01-260-520210	REPAIR SUPPLIES - BLD/FLT ...	55.84
HOME DEPOT CREDIT SERVIC...	08/08/2024	128616	SHOP SUPPLIES	01-260-520240	TOOLS & SUPPLIES - BLD/FLT...	49.21
HOME DEPOT CREDIT SERVIC...	08/08/2024	128616	SHOP/TOOLS	01-260-520240	TOOLS & SUPPLIES - BLD/FLT...	718.00
HOME DEPOT CREDIT SERVIC...	08/08/2024	128616	SCREW DRIVER SET, TRAILER...	01-260-520240	TOOLS & SUPPLIES - BLD/FLT...	10.97
HOME DEPOT CREDIT SERVIC...	08/08/2024	128616	23E: BUILDINGS A, B, & C IM...	01-340-520920	INFRASTRUCTURE PURCHAS...	-1,299.54
HOME DEPOT CREDIT SERVIC...	08/08/2024	128616	PRESSURE WASHER TRAILER	01-350-520210	REPAIR SUPPLIES - OPERATOR	38.85
HOME DEPOT CREDIT SERVIC...	08/08/2024	128616	WASP KILLER/MULTIPLE SITES	01-350-520210	REPAIR SUPPLIES - OPERATOR	63.76
HOME DEPOT CREDIT SERVIC...	08/08/2024	128616	BREAK ROOM/ICE MAKER LI...	01-350-520210	REPAIR SUPPLIES - OPERATOR	-14.96
HOME DEPOT CREDIT SERVIC...	08/08/2024	128616	PRVs	01-350-520210	REPAIR SUPPLIES - OPERATOR	62.92
HOME DEPOT CREDIT SERVIC...	08/08/2024	128616	TOOLS	01-360-510440	COMPUTER SUPPLIES/EQUI...	191.15
HOME DEPOT CREDIT SERVIC...	08/08/2024	128616	23E: BUILDINGS C ICE MAKER	01-340-520920	INFRASTRUCTURE PURCHAS...	1,299.54
HOME DEPOT CREDIT SERVIC...	08/08/2024	128616	23E: BUILDINGS C ICE MAKER	01-340-520920	INFRASTRUCTURE PURCHAS...	1,149.54
Vendor 2590 - HOME DEPOT CREDIT SERVICES Total:						3,696.14

Paid Check Report

Payment Dates: 8/1/2024 - 8/31/2024

Vendor Name	Payment Date	Payment Number	Description (Item)	Account Number	Account Name	Amount
Vendor: 2595 - HOUSE OF PUMPS						
HOUSE OF PUMPS	08/14/2024	128648	Replacement pumps for the ...	01-350-520210	REPAIR SUPPLIES - OPERATOR	1,724.08
Vendor 2595 - HOUSE OF PUMPS Total:						1,724.08
Vendor: 5310 - IMA, INC.						
IMA, INC.	08/28/2024	DFT0001487	AUG 2024 IMA/GUARDIAN A...	01-110-500170	LIFE/LTD/LTC INSURANCE - ...	0.05
IMA, INC.	08/28/2024	DFT0001487	AUG 2024 IMA/GUARDIAN A...	01-210-500170	LIFE/LTD/LTC INSURANCE - ...	-8.76
IMA, INC.	08/28/2024	DFT0001487	AUG 2024 IMA/GUARDIAN A...	01-220-500170	LIFE/LTD/LTC INSURANCE - ...	-62.80
IMA, INC.	08/28/2024	DFT0001487	IMA/GUARDIAN BENEFITS	01-000-220500	HEALTH INSURANCE PAYABLE	687.83
IMA, INC.	08/28/2024	DFT0001487	IMA/GUARDIAN BENEFITS	01-000-220500	HEALTH INSURANCE PAYABLE	741.87
Vendor 5310 - IMA, INC. Total:						1,358.19
Vendor: 2637 - INDUSTRIAL SAFETY EQUIPMENT, LLC.						
INDUSTRIAL SAFETY EQUIPM...	08/08/2024	128617	Safety PPE - Safety vests and...	01-210-510490	SAFETY EXPENSE	76.20
Vendor 2637 - INDUSTRIAL SAFETY EQUIPMENT, LLC. Total:						76.20
Vendor: 2648.1 - INFINITY CORROSION GROUP, INC.						
INFINITY CORROSION GROUP...	08/21/2024	128675	23F. EAST REC CONSTRUCTI...	01-340-520920	INFRASTRUCTURE PURCHAS...	7,220.90
Vendor 2648.1 - INFINITY CORROSION GROUP, INC. Total:						7,220.90
Vendor: 2405 - INLINER SOLUTIONS, LLC						
INLINER SOLUTIONS, LLC	08/21/2024	128672	RETENTION/24A - PMT NO 3 - ..	01-000-210110	RETAINAGE	26,941.65
INLINER SOLUTIONS, LLC	08/21/2024	128672	PMT #3-FINAL/24A:SEWER R...	01-340-520920	INFRASTRUCTURE PURCHAS...	145.91
Vendor 2405 - INLINER SOLUTIONS, LLC Total:						27,087.56
Vendor: 2700 - INTERMOUNTAIN SALES OF DENVER						
INTERMOUNTAIN SALES OF ...	08/08/2024	128618	Intermountain Sales Pressure...	01-230-520240	TOOLS & SUPPLIES - WTR MA...	745.00
INTERMOUNTAIN SALES OF ...	08/21/2024	128676	UNIT #15, #30-VAC FILTERS, ...	01-260-520210	REPAIR SUPPLIES - BLD/FLT ...	945.00
Vendor 2700 - INTERMOUNTAIN SALES OF DENVER Total:						1,690.00
Vendor: 2772 - JOHNSON, KRISTY						
JOHNSON, KRISTY	08/22/2024	10319	EMP APP BBQUE, BUDGET M...	01-110-510430	GENERAL ADMINISTRATIVE	523.65
JOHNSON, KRISTY	08/22/2024	10319	EMP APP BBQUE, BUDGET M...	01-130-510410	OFFICE SUPPLIES/PRINTING	27.98
Vendor 2772 - JOHNSON, KRISTY Total:						551.63
Vendor: 2790 - JORDAN VALLEY WATER CONSERVANCY DISTRICT						
JORDAN VALLEY WATER CON...	08/14/2024	128649	JUL 2024 WATER DELIVERIES	01-350-530250	WATER SUPPLY EXPENSE	1,865,745.61
JORDAN VALLEY WATER CON...	08/21/2024	128677	JUL 2024 LABORATORY SERV...	01-231-530270	WATER TESTING FEES	1,074.98
Vendor 2790 - JORDAN VALLEY WATER CONSERVANCY DISTRICT Total:						1,866,820.59
Vendor: 2734 - J-U-B ENGINEERS, INC.						
J-U-B ENGINEERS, INC.	08/08/2024	128619	22F Ridgeland Amendment ...	01-340-520920	INFRASTRUCTURE PURCHAS...	16,229.30
Vendor 2734 - J-U-B ENGINEERS, INC. Total:						16,229.30
Vendor: 2885 - KETCHUM, MICHELLE						
KETCHUM, MICHELLE	08/22/2024	10320	ADMIN TV, CLOROX WIPES	01-130-510410	OFFICE SUPPLIES/PRINTING	424.66
Vendor 2885 - KETCHUM, MICHELLE Total:						424.66
Vendor: 2900 - KILGORE COMPANIES, LLC						
KILGORE COMPANIES, LLC	08/14/2024	128650	Asphalt for July Water Syste...	01-220-520210	REPAIR SUPPLIES - WTR R&R	1,101.61

Sewer Lining Project

Paid Check Report

Payment Dates: 8/1/2024 - 8/31/2024

Vendor Name	Payment Date	Payment Number	Description (Item)	Account Number	Account Name	Amount
KILGORE COMPANIES, LLC	08/14/2024	128650	Asphalt for July Water Syste...	01-220-520210	REPAIR SUPPLIES - WTR R&R	502.77
Vendor 2900 - KILGORE COMPANIES, LLC Total:						1,604.38
Vendor: 2908.1 - KUKER-RANKEN INC						
KUKER-RANKEN INC	08/08/2024	128620	Blue Stakes Paint - May	01-330-520240	TOOLS & SUPPLIES - BLUE ST...	1,411.80
Vendor 2908.1 - KUKER-RANKEN INC Total:						1,411.80
Vendor: 5240 - L.M.E. CONSULTANTS						
L.M.E. CONSULTANTS	08/08/2024	128628	HD Video Card for CCTV Jetter	01-240-510910	MACHINERY & EQUIPMENT - ...	250.00
Vendor 5240 - L.M.E. CONSULTANTS Total:						250.00
Vendor: 2967 - LAWN BUTLER						
LAWN BUTLER	08/08/2024	128621	Yearly facilities grounds main...01-360-510220		BUILDINGS & GROUNDS - SYS...	1,155.20
LAWN BUTLER	08/08/2024	128621	Yearly facilities grounds main...01-360-510220		BUILDINGS & GROUNDS - SYS...	1,263.02
LAWN BUTLER	08/08/2024	128621	Yearly facilities grounds main...01-360-510220		BUILDINGS & GROUNDS - SYS...	930.27
LAWN BUTLER	08/08/2024	128621	Yearly facilities grounds main...01-360-510220		BUILDINGS & GROUNDS - SYS...	155.85
LAWN BUTLER	08/08/2024	128621	Yearly facilities grounds main...01-360-510220		BUILDINGS & GROUNDS - SYS...	1,536.54
LAWN BUTLER	08/08/2024	128621	Yearly facilities grounds main...01-360-510220		BUILDINGS & GROUNDS - SYS...	45.83
LAWN BUTLER	08/08/2024	128621	Yearly facilities grounds main...01-360-510220		BUILDINGS & GROUNDS - SYS...	293.33
LAWN BUTLER	08/08/2024	128621	Yearly facilities grounds main...01-360-510220		BUILDINGS & GROUNDS - SYS...	1,378.00
LAWN BUTLER	08/08/2024	128621	Yearly facilities grounds main...01-360-510220		BUILDINGS & GROUNDS - SYS...	194.79
LAWN BUTLER	08/08/2024	128621	Yearly facilities grounds main...01-360-510220		BUILDINGS & GROUNDS - SYS...	2,322.81
LAWN BUTLER	08/08/2024	128621	Yearly facilities grounds main...01-360-510220		BUILDINGS & GROUNDS - SYS...	1,438.00
LAWN BUTLER	08/08/2024	128621	Yearly facilities grounds main...01-360-510220		BUILDINGS & GROUNDS - SYS...	336.00
LAWN BUTLER	08/08/2024	128621	Yearly facilities grounds main...01-360-510220		BUILDINGS & GROUNDS - SYS...	1,144.32
LAWN BUTLER	08/08/2024	128621	Yearly facilities grounds main...01-360-510220		BUILDINGS & GROUNDS - SYS...	902.64
LAWN BUTLER	08/08/2024	128621	Yearly facilities grounds main...01-360-510220		BUILDINGS & GROUNDS - SYS...	3,926.11
LAWN BUTLER	08/08/2024	128621	Yearly facilities grounds main...01-360-510220		BUILDINGS & GROUNDS - SYS...	1,621.32
LAWN BUTLER	08/08/2024	128621	Yearly facilities grounds main...01-360-510220		BUILDINGS & GROUNDS - SYS...	300.18
LAWN BUTLER	08/08/2024	128621	Yearly facilities grounds main...01-360-510220		BUILDINGS & GROUNDS - SYS...	114.58
LAWN BUTLER	08/08/2024	128621	Yearly facilities grounds main...01-360-510220		BUILDINGS & GROUNDS - SYS...	45.83
LAWN BUTLER	08/08/2024	128621	Yearly facilities grounds main...01-360-510220		BUILDINGS & GROUNDS - SYS...	91.67
LAWN BUTLER	08/08/2024	128621	Yearly facilities grounds main...01-360-510220		BUILDINGS & GROUNDS - SYS...	222.12
LAWN BUTLER	08/08/2024	128621	Yearly facilities grounds main...01-360-510220		BUILDINGS & GROUNDS - SYS...	368.00
LAWN BUTLER	08/08/2024	128621	Yearly facilities grounds main...01-360-510220		BUILDINGS & GROUNDS - SYS...	45.83
LAWN BUTLER	08/08/2024	128621	Yearly facilities grounds main...01-360-510220		BUILDINGS & GROUNDS - SYS...	766.00
Vendor 2967 - LAWN BUTLER Total:						20,598.24
Vendor: 2971 - LEGALSHIELD						
LEGALSHIELD	08/28/2024	128707	LEGAL SHIELD PAYABLE	01-000-220610	LEGAL SHIELD PAYABLE	122.78
LEGALSHIELD	08/28/2024	128707	LEGAL SHIELD PAYABLE	01-000-220610	LEGAL SHIELD PAYABLE	122.78
LEGALSHIELD	08/28/2024	128707	LEGAL SHIELD PAYABLE	01-000-220610	LEGAL SHIELD PAYABLE	122.78
LEGALSHIELD	08/28/2024	128707	AUG LEGAL SHIELD ADJ	01-110-500170	LIFE/LTD/LTC INSURANCE - ...	0.18
Vendor 2971 - LEGALSHIELD Total:						368.52

Paid Check Report

Payment Dates: 8/1/2024 - 8/31/2024

Vendor Name	Payment Date	Payment Number	Description (Item)	Account Number	Account Name	Amount
Vendor: 2140 - LGG INDUSTRIAL						
LGG INDUSTRIAL	08/08/2024	128613	OFFICE/SUMP PUMP	01-350-520210	REPAIR SUPPLIES - OPERATOR	169.82
Vendor 2140 - LGG INDUSTRIAL Total:						169.82
Vendor: 3110 - MCINTOSH COMMUNICATIONS						
MCINTOSH COMMUNICATIO...	08/28/2024	128708	New Vehicle Radio upfit (6)	01-260-510910	MACHINERY & EQUIPMENT - ...	4,671.00
Vendor 3110 - MCINTOSH COMMUNICATIONS Total:						4,671.00
Vendor: 3129 - MIDWEST HOSE & SPECIALTY, INC.						
MIDWEST HOSE & SPECIALTY,..	08/21/2024	128678	Hydraulic Hose Fitting	01-220-520240	TOOLS & SUPPLIES - WTR R&R	26.36
Vendor 3129 - MIDWEST HOSE & SPECIALTY, INC. Total:						26.36
Vendor: 5360 - MILLER, ISAAC						
MILLER, ISAAC	08/29/2024	10325	2024 BOOT REIMBURSEMENT	01-210-510490	SAFETY EXPENSE	91.15
Vendor 5360 - MILLER, ISAAC Total:						91.15
Vendor: 5235 - MOTIVOSITY, INC						
MOTIVOSITY, INC	08/08/2024	DFT0001443	EMPLOYEE APPRECIATION F...	01-110-510430	GENERAL ADMINISTRATIVE	500.00
Vendor 5235 - MOTIVOSITY, INC Total:						500.00
Vendor: 3225 - MOUNTAIN WEST TRUCK CENTER						
MOUNTAIN WEST TRUCK CE...	08/14/2024	128651	UNIT#26-EXHAUST TEMP SE...	01-260-520210	REPAIR SUPPLIES - BLD/FLT ...	313.21
MOUNTAIN WEST TRUCK CE...	08/14/2024	128651	UNIT #4-WATER PUMP	01-260-520210	REPAIR SUPPLIES - BLD/FLT ...	892.21
MOUNTAIN WEST TRUCK CE...	08/14/2024	128651	UNIT #4-WATER PUMP CORE...	01-260-520210	REPAIR SUPPLIES - BLD/FLT ...	-83.13
Vendor 3225 - MOUNTAIN WEST TRUCK CENTER Total:						1,122.29
Vendor: 3240 - NAPA AUTO PARTS						
NAPA AUTO PARTS	08/14/2024	128652	UNIT #15-COOLANT TEMP S...	01-260-520210	REPAIR SUPPLIES - BLD/FLT ...	12.34
Vendor 3240 - NAPA AUTO PARTS Total:						12.34
Vendor: 3270 - NECAISE, RICKY						
NECAISE, RICKY	08/01/2024	10313	MEALS/ASSP SAFETY 24 CONF	01-240-510480	TRAINING & EDUCATION - ...	188.00
NECAISE, RICKY	08/22/2024	10321	TRANSPORTATION/ASSP SAF...	01-240-510480	TRAINING & EDUCATION - ...	230.70
Vendor 3270 - NECAISE, RICKY Total:						418.70
Vendor: 3254 - NTS MIKEDON, LLC						
NTS MIKEDON, LLC	08/21/2024	128679	Shoring Rental NTS	01-220-520210	REPAIR SUPPLIES - WTR R&R	505.76
NTS MIKEDON, LLC	08/21/2024	128679	Shoring Rental NTS	01-220-520210	REPAIR SUPPLIES - WTR R&R	148.24
NTS MIKEDON, LLC	08/21/2024	128679	Shoring Rental NTS	01-220-520210	REPAIR SUPPLIES - WTR R&R	1,880.60
Vendor 3254 - NTS MIKEDON, LLC Total:						2,534.60
Vendor: 3375 - OCCUPATIONAL HEALTH CENTERS						
OCCUPATIONAL HEALTH CEN...	08/21/2024	128680	PRE-EMP SCREENING	01-110-510520	PROFESSIONAL CONSULTING ..	86.00
Vendor 3375 - OCCUPATIONAL HEALTH CENTERS Total:						86.00
Vendor: 3389.5 - OPTICARE VISION SERVICES						
OPTICARE VISION SERVICES	08/21/2024	128681	OPTICARE VISION INS	01-000-220500	HEALTH INSURANCE PAYABLE	303.87
OPTICARE VISION SERVICES	08/21/2024	128681	OPTICARE VISION INS	01-000-220500	HEALTH INSURANCE PAYABLE	355.08
OPTICARE VISION SERVICES	08/21/2024	128681	AUG 2024 OPTICARE ADJ-EM...	01-000-220500	HEALTH INSURANCE PAYABLE	21.66
OPTICARE VISION SERVICES	08/21/2024	128681	AUG 2024 OPTICARE ADJ-EM...	01-000-220500	HEALTH INSURANCE PAYABLE	-21.67

Paid Check Report

Payment Dates: 8/1/2024 - 8/31/2024

Vendor Name	Payment Date	Payment Number	Description (Item)	Account Number	Account Name	Amount
OPTICARE VISION SERVICES	08/21/2024	128681	AUG 2024 OPTICARE ADJ-RO...	01-110-500130	HEALTH INSURANCE - MGMT	0.23
Vendor 3389.5 - OPTICARE VISION SERVICES Total:						659.17
Vendor: 3480 - PITNEY BOWES						
PITNEY BOWES	08/21/2024	128682	2024 3RD QTR LEASING	01-130-510420	POSTAGE & MAILING	405.84
Vendor 3480 - PITNEY BOWES Total:						405.84
Vendor: 3550 - PSOMAS						
PSOMAS	08/14/2024	128653	24K: 6400 W & 3100 S ANDE...	01-340-520920	INFRASTRUCTURE PURCHAS...	7,754.00
PSOMAS	08/21/2024	128683	24K: 6400 W & 3100 S ANDE...	01-340-520920	INFRASTRUCTURE PURCHAS...	6,902.00
Vendor 3550 - PSOMAS Total:						14,656.00
Vendor: 3630 - RASMUSSEN EQUIPMENT						
RASMUSSEN EQUIPMENT	08/21/2024	128684	Safety Latches Rasmussen	01-220-520210	REPAIR SUPPLIES - WTR R&R	9.28
Vendor 3630 - RASMUSSEN EQUIPMENT Total:						9.28
Vendor: 3657 - READY MADE CONCRETE						
READY MADE CONCRETE	08/14/2024	DFT0001466	Cement for July Water Syste...	01-220-520210	REPAIR SUPPLIES - WTR R&R	995.00
Vendor 3657 - READY MADE CONCRETE Total:						995.00
Vendor: 5353 - RIGHT MFG SYSTEMS HOLDCO, LLC						
RIGHT MFG SYSTEMS HOLD...	08/21/2024	128696	UNIT #224/HYDRAULIC TANK	01-260-520210	REPAIR SUPPLIES - BLD/FLT ...	548.00
Vendor 5353 - RIGHT MFG SYSTEMS HOLDCO, LLC Total:						548.00
Vendor: 3743 - ROCKY MOUNTAIN AIR SOLUTIONS						
ROCKY MOUNTAIN AIR SOLU...	08/28/2024	128709	Welding Wire	01-220-520240	TOOLS & SUPPLIES - WTR R&R	144.34
Vendor 3743 - ROCKY MOUNTAIN AIR SOLUTIONS Total:						144.34
Vendor: 3747 - ROCKY MTN POWER						
ROCKY MTN POWER	08/21/2024	128685	JUL 2024 POWER	01-110-510460	UTILITIES - MGMT	5,761.35
ROCKY MTN POWER	08/21/2024	128685	JUL 2024 POWER	01-230-510460	UTILITIES - WTR	101,432.40
ROCKY MTN POWER	08/21/2024	128685	JUL 2024 POWER	01-240-510460	UTILITIES - WW	21,366.77
Vendor 3747 - ROCKY MTN POWER Total:						128,560.52
Vendor: 3790 - ROYAL WHOLESALE ELECTRIC						
ROYAL WHOLESALE ELECTRIC	08/28/2024	128710	UPS for Various SCADA Sites	01-360-510440	COMPUTER SUPPLIES/EQUI...	1,474.92
Vendor 3790 - ROYAL WHOLESALE ELECTRIC Total:						1,474.92
Vendor: 3813 - RYDALCH, TY C						
RYDALCH, TY C	08/09/2024	10317	2024 BOOT REIMBURSEMENT	01-210-510490	SAFETY EXPENSE	150.00
Vendor 3813 - RYDALCH, TY C Total:						150.00
Vendor: 3850 - SALT LAKE CEMENT CUTTING						
SALT LAKE CEMENT CUTTING	08/28/2024	DFT0001485	Cement Cutting for July Wate...	01-220-520210	REPAIR SUPPLIES - WTR R&R	200.00
SALT LAKE CEMENT CUTTING	08/28/2024	DFT0001485	Cement Cutting for July Wate...	01-220-520210	REPAIR SUPPLIES - WTR R&R	250.00
SALT LAKE CEMENT CUTTING	08/28/2024	DFT0001485	Cement Cutting for July Wate...	01-220-520210	REPAIR SUPPLIES - WTR R&R	200.00
Vendor 3850 - SALT LAKE CEMENT CUTTING Total:						650.00
Vendor: 2444 - SALT LAKE VALLEY CHEVROLET						
SALT LAKE VALLEY CHEVROL...	08/21/2024	128673	Unit# 2- Torque Converter/s...	01-260-520210	REPAIR SUPPLIES - BLD/FLT ...	715.15
SALT LAKE VALLEY CHEVROL...	08/21/2024	128673	Unit# 54- Radiator and Radia...	01-260-520210	REPAIR SUPPLIES - BLD/FLT ...	312.16

Paid Check Report

Payment Dates: 8/1/2024 - 8/31/2024

Vendor Name	Payment Date	Payment Number	Description (Item)	Account Number	Account Name	Amount
SALT LAKE VALLEY CHEVROL...	08/21/2024	128673	Unit #54- Radiator and Radia...	01-260-520210	REPAIR SUPPLIES - BLD/FLT ...	-181.50
Vendor 2444 - SALT LAKE VALLEY CHEVROLET Total:						845.81
Vendor: 3950 - SELECTHEALTH						
SELECTHEALTH	08/21/2024	128686	RETIREE HEALTH INS	01-110-500130	HEALTH INSURANCE - MGMT	12,399.60
SELECTHEALTH	08/21/2024	128686	NEW EMPLOYEE HEALTH INS...	01-140-500130	HEALTH INSURANCE - METERS	2,101.20
SELECTHEALTH	08/21/2024	128686	NEW EMPLOYEE HEALTH INS...	01-220-500130	HEALTH INSURANCE - WTR ...	2,101.20
SELECTHEALTH	08/21/2024	128686	HEALTH INS FAM. SELECT M...	01-000-220500	HEALTH INSURANCE PAYABLE	53,580.60
SELECTHEALTH	08/21/2024	128686	SINGLE SELECT MED	01-000-220500	HEALTH INSURANCE PAYABLE	6,114.90
SELECTHEALTH	08/21/2024	128686	HEALTH INS FAM. SELECT M...	01-000-220500	HEALTH INSURANCE PAYABLE	57,783.00
SELECTHEALTH	08/21/2024	128686	SINGLE SELECT MED	01-000-220500	HEALTH INSURANCE PAYABLE	6,114.90
Vendor 3950 - SELECTHEALTH Total:						140,195.40
Vendor: 4000 - SILVER SPUR CONSTRUCTION						
SILVER SPUR CONSTRUCTION	08/21/2024	128687	Redwood Road Water Constr...	01-340-520920	INFRASTRUCTURE PURCHAS...	1,165,140.97
SILVER SPUR CONSTRUCTION	08/21/2024	128687	RETENTION/20A&20A - PMT...	01-000-210110	RETAINAGE	-58,257.05
Vendor 4000 - SILVER SPUR CONSTRUCTION Total:						1,106,883.92
Vendor: 5278 - SOUTHERN TIRE MART LLC						
SOUTHERN TIRE MART LLC	08/14/2024	128661	UNIT #219-TIRES	01-260-520210	REPAIR SUPPLIES - BLD/FLT ...	560.00
SOUTHERN TIRE MART LLC	08/14/2024	128661	UNIT #110-SWEEPER-NEW TI...	01-260-520210	REPAIR SUPPLIES - BLD/FLT ...	165.00
Vendor 5278 - SOUTHERN TIRE MART LLC Total:						725.00
Vendor: 4140 - SPRINKLER SUPPLY CO						
SPRINKLER SUPPLY CO	08/21/2024	128688	OFFICE SPRINKLERS	01-350-520210	REPAIR SUPPLIES - OPERATOR	188.29
SPRINKLER SUPPLY CO	08/21/2024	128688	OFFICE SPRINKLERS	01-350-520210	REPAIR SUPPLIES - OPERATOR	50.76
Vendor 4140 - SPRINKLER SUPPLY CO Total:						239.05
Vendor: 4210 - STARR, STEVE						
STARR, STEVE	08/22/2024	10322	EMP APPRECIATION/BARBE...	01-110-510430	GENERAL ADMINISTRATIVE	25.74
Vendor 4210 - STARR, STEVE Total:						25.74
Vendor: 4248 - STREAMLINE						
STREAMLINE	08/08/2024	128623	AUG 2024 WEBSITE HOSTING	01-360-510440	COMPUTER SUPPLIES/EQUI...	1,080.00
Vendor 4248 - STREAMLINE Total:						1,080.00
Vendor: 5279 - SUMMIT FIRE & SECURITY						
SUMMIT FIRE & SECURITY	08/21/2024	128695	FIRE ALARM ISSUE DIAGNOSIS	01-360-510220	BUILDINGS & GROUNDS - SYS...	312.94
Vendor 5279 - SUMMIT FIRE & SECURITY Total:						312.94
Vendor: 4350 - THE DATA CENTER						
THE DATA CENTER	08/08/2024	128624	Printing and Mailing monthly...	01-130-510420	POSTAGE & MAILING	10,468.17
THE DATA CENTER	08/08/2024	128624	Printing and Mailing monthly...	01-130-510420	POSTAGE & MAILING	2,806.19
Vendor 4350 - THE DATA CENTER Total:						13,274.36
Vendor: 4405 - THOMAS PETROLEUM						
THOMAS PETROLEUM	08/14/2024	128654	FUEL-UNLEADED FOR FUEL S...	01-260-510230	VEHICLE FUEL - BLD/FLT MAI...	10,197.30
Vendor 4405 - THOMAS PETROLEUM Total:						10,197.30

Paid Check Report

Payment Dates: 8/1/2024 - 8/31/2024

Vendor Name	Payment Date	Payment Number	Description (Item)	Account Number	Account Name	Amount
Vendor: 5260 - THURGOOD, CHAD						
THURGOOD, CHAD	08/01/2024	10314	2024 BOOT REIMBURSEMENT	01-210-510490	SAFETY EXPENSE	150.00
Vendor 5260 - THURGOOD, CHAD Total:						150.00
Vendor: 5213 - TRUCKPRO HOLDING COMPANY						
TRUCKPRO HOLDING COMP...	08/08/2024	128627	Unit #224 - Tail lights	01-260-520210	REPAIR SUPPLIES - BLD/FLT ...	27.85
TRUCKPRO HOLDING COMP...	08/08/2024	128627	Unit #224 - Tail lights shipping	01-260-520210	REPAIR SUPPLIES - BLD/FLT ...	33.46
TRUCKPRO HOLDING COMP...	08/21/2024	128694	UNIT #219-HUB BEARING KIT,...	01-260-520210	REPAIR SUPPLIES - BLD/FLT ...	52.68
TRUCKPRO HOLDING COMP...	08/21/2024	128694	UNIT #219-HUB BEARING KIT,...	01-260-520210	REPAIR SUPPLIES - BLD/FLT ...	1,000.00
TRUCKPRO HOLDING COMP...	08/21/2024	128694	UNIT #219-HUB BEARING KIT,...	01-260-520210	REPAIR SUPPLIES - BLD/FLT ...	-363.55
Vendor 5213 - TRUCKPRO HOLDING COMPANY Total:						750.44
Vendor: 4501 - UNDERGROUND SOLUTIONS INC						
UNDERGROUND SOLUTIONS ...	08/14/2024	128655	FUSION LICENSE FEE	01-220-520210	REPAIR SUPPLIES - WTR R&R	100.00
Vendor 4501 - UNDERGROUND SOLUTIONS INC Total:						100.00
Vendor: 4510 - UNITED PARCEL SERVICE						
UNITED PARCEL SERVICE	08/28/2024	DFT0001486	SHIPPING/METER TESTER RE...	01-140-520210	REPAIR SUPPLIES - METER	19.53
Vendor 4510 - UNITED PARCEL SERVICE Total:						19.53
Vendor: 4545 - UNUM LIFE INSURANCE CO OF AMER						
UNUM LIFE INSURANCE CO ...	08/21/2024	128689	AUG 2024 SHORT TERM DIS ...	01-110-500170	LIFE/LTD/LTC INSURANCE - ...	0.06
UNUM LIFE INSURANCE CO ...	08/21/2024	128689	AUG 2024 SHORT TERM DIS ...	01-140-500170	LIFE/LTD/LTC INSURANCE - ...	-0.40
UNUM LIFE INSURANCE CO ...	08/21/2024	128689	AUG 2024 VOL LIFE ADJ-RO...	01-110-500170	LIFE/LTD/LTC INSURANCE - ...	-1.02
UNUM LIFE INSURANCE CO ...	08/21/2024	128689	LIFE INSURANCE	01-000-220620	VOLUNTARY LIFE PAYABLE	1,796.76
UNUM LIFE INSURANCE CO ...	08/21/2024	128689	UNUM SHORT TERM DISABIL...	01-000-220620	VOLUNTARY LIFE PAYABLE	300.10
UNUM LIFE INSURANCE CO ...	08/21/2024	128689	VOL LIFE INSURANCE	01-000-220620	VOLUNTARY LIFE PAYABLE	461.99
UNUM LIFE INSURANCE CO ...	08/21/2024	128689	LIFE INSURANCE	01-000-220620	VOLUNTARY LIFE PAYABLE	1,856.16
UNUM LIFE INSURANCE CO ...	08/21/2024	128689	UNUM SHORT TERM DISABIL...	01-000-220620	VOLUNTARY LIFE PAYABLE	330.14
UNUM LIFE INSURANCE CO ...	08/21/2024	128689	VOL LIFE INSURANCE	01-000-220620	VOLUNTARY LIFE PAYABLE	482.53
UNUM LIFE INSURANCE CO ...	08/21/2024	128689	AUG 2024 EMPLOYER LIFE A...	01-220-500170	LIFE/LTD/LTC INSURANCE - ...	27.60
UNUM LIFE INSURANCE CO ...	08/28/2024	128711	AUG 2024 LTC ADJ-EMP #263	01-210-500170	LIFE/LTD/LTC INSURANCE - S...	3.10
UNUM LIFE INSURANCE CO ...	08/28/2024	128711	AUG 2024 LTC ADJ-EMP #11	01-220-500170	LIFE/LTD/LTC INSURANCE - ...	-11.70
UNUM LIFE INSURANCE CO ...	08/28/2024	128711	AUG 2024 LTC ADJ-EMP #264	01-220-500170	LIFE/LTD/LTC INSURANCE - ...	-2.80
UNUM LIFE INSURANCE CO ...	08/28/2024	128711	AUG 2024 LTC ADJ-EMP #262	01-350-500170	LIFE/LTD/LTC INSURANCE - O...	2.40
UNUM LIFE INSURANCE CO ...	08/28/2024	128711	LONG TERM CARE	01-000-220600	OTHER INSURANCE PAYABLE	116.60
UNUM LIFE INSURANCE CO ...	08/28/2024	128711	LONG TERM CARE	01-000-220600	OTHER INSURANCE PAYABLE	121.80
Vendor 4545 - UNUM LIFE INSURANCE CO OF AMER Total:						5,483.32
Vendor: 0001 - US TREASURY						
US TREASURY	08/01/2024	DFT0001437	MEDICARE WITHHOLDING	01-000-230100	FEDERAL W/H & MEDICARE ...	7,139.78
US TREASURY	08/01/2024	DFT0001438	FEDERAL WITHHOLDING	01-000-230100	FEDERAL W/H & MEDICARE ...	21,157.30
US TREASURY	08/15/2024	DFT0001458	MEDICARE WITHHOLDING	01-000-230100	FEDERAL W/H & MEDICARE ...	6,587.34
US TREASURY	08/15/2024	DFT0001459	FEDERAL WITHHOLDING	01-000-230100	FEDERAL W/H & MEDICARE ...	17,750.07
US TREASURY	08/29/2024	DFT0001483	MEDICARE WITHHOLDING	01-000-230100	FEDERAL W/H & MEDICARE ...	6,864.86
US TREASURY	08/29/2024	DFT0001484	FEDERAL WITHHOLDING	01-000-230100	FEDERAL W/H & MEDICARE ...	19,437.65
Vendor 0001 - US TREASURY Total:						78,937.00

Paid Check Report

Payment Dates: 8/1/2024 - 8/31/2024

Vendor Name	Payment Date	Payment Number	Description (Item)	Account Number	Account Name	Amount
Vendor: 4640 - UTAH RETIREMENT SYSTEMS						
UTAH RETIREMENT SYSTEMS	08/01/2024	DFT0001421	TIER 2 DEFINED CONTRIBUTI...	01-000-220400	RETIREMENT CONTRIB PAYA...	1,275.63
UTAH RETIREMENT SYSTEMS	08/01/2024	DFT0001422	TIER 2 HYBRID CONTRIBUTI...	01-000-220400	RETIREMENT CONTRIB PAYA...	16,406.10
UTAH RETIREMENT SYSTEMS	08/01/2024	DFT0001423	457 CONTRIB - BOARD	01-000-220400	RETIREMENT CONTRIB PAYA...	51.67
UTAH RETIREMENT SYSTEMS	08/01/2024	DFT0001424	457 CONTRIB - TIER 2	01-000-220400	RETIREMENT CONTRIB PAYA...	51.67
UTAH RETIREMENT SYSTEMS	08/01/2024	DFT0001426	401(K) CONTRIB - BOARD	01-000-220400	RETIREMENT CONTRIB PAYA...	51.67
UTAH RETIREMENT SYSTEMS	08/01/2024	DFT0001427	401(K) % CONTRIBUTION A...	01-000-220400	RETIREMENT CONTRIB PAYA...	106.62
UTAH RETIREMENT SYSTEMS	08/01/2024	DFT0001429	TIER 2 DC 401K	01-000-220400	RETIREMENT CONTRIB PAYA...	2,508.21
UTAH RETIREMENT SYSTEMS	08/01/2024	DFT0001433	TIER 2 ROTH IRA CONTRIB A...	01-000-220400	RETIREMENT CONTRIB PAYA...	325.00
UTAH RETIREMENT SYSTEMS	08/01/2024	DFT0001434	ROTH IRA CONTRIBUTION A...	01-000-220400	RETIREMENT CONTRIB PAYA...	430.00
UTAH RETIREMENT SYSTEMS	08/01/2024	DFT0001435	TIER 2 - 457 CONTRIB	01-000-220400	RETIREMENT CONTRIB PAYA...	5.00
UTAH RETIREMENT SYSTEMS	08/01/2024	DFT0001436	UT STATE RET CONTRIBUTION	01-000-220400	RETIREMENT CONTRIB PAYA...	17,545.05
UTAH RETIREMENT SYSTEMS	08/15/2024	DFT0001444	TIER 2 DEFINED CONTRIBUTI...	01-000-220400	RETIREMENT CONTRIB PAYA...	1,384.37
UTAH RETIREMENT SYSTEMS	08/15/2024	DFT0001445	TIER 2 HYBRID CONTRIBUTI...	01-000-220400	RETIREMENT CONTRIB PAYA...	14,980.78
UTAH RETIREMENT SYSTEMS	08/15/2024	DFT0001447	401(K) % CONTRIBUTION A...	01-000-220400	RETIREMENT CONTRIB PAYA...	-212.61
UTAH RETIREMENT SYSTEMS	08/15/2024	DFT0001449	TIER 2 DC 401K	01-000-220400	RETIREMENT CONTRIB PAYA...	2,723.27
UTAH RETIREMENT SYSTEMS	08/15/2024	DFT0001451	TIER 2 HYBRID 401K	01-000-220400	RETIREMENT CONTRIB PAYA...	319.94
UTAH RETIREMENT SYSTEMS	08/15/2024	DFT0001454	TIER 2 ROTH IRA CONTRIB A...	01-000-220400	RETIREMENT CONTRIB PAYA...	325.00
UTAH RETIREMENT SYSTEMS	08/15/2024	DFT0001455	ROTH IRA CONTRIBUTION A...	01-000-220400	RETIREMENT CONTRIB PAYA...	430.00
UTAH RETIREMENT SYSTEMS	08/15/2024	DFT0001456	TIER 2 - 457 CONTRIB	01-000-220400	RETIREMENT CONTRIB PAYA...	5.00
UTAH RETIREMENT SYSTEMS	08/15/2024	DFT0001457	UT STATE RET CONTRIBUTION	01-000-220400	RETIREMENT CONTRIB PAYA...	18,053.01
UTAH RETIREMENT SYSTEMS	08/14/2024	DFT0001460	CORRECT HYBRID ER CONTRI...	01-000-220400	RETIREMENT CONTRIB PAYA...	457.45
UTAH RETIREMENT SYSTEMS	08/14/2024	DFT0001462	CORRECT 7-18-2024 PAYROLL...	01-140-500110	STATE RETMNT PLAN - METE...	13.16
UTAH RETIREMENT SYSTEMS	08/14/2024	DFT0001463	DRAFT-REMOVE HYBRID ER ...	01-000-220400	RETIREMENT CONTRIB PAYA...	-457.45
UTAH RETIREMENT SYSTEMS	08/29/2024	DFT0001470	TIER 2 DEFINED CONTRIBUTI...	01-000-220400	RETIREMENT CONTRIB PAYA...	1,408.05
UTAH RETIREMENT SYSTEMS	08/29/2024	DFT0001471	TIER 2 HYBRID CONTRIBUTI...	01-000-220400	RETIREMENT CONTRIB PAYA...	16,362.23
UTAH RETIREMENT SYSTEMS	08/29/2024	DFT0001474	TIER 2 DC 401K	01-000-220400	RETIREMENT CONTRIB PAYA...	2,757.37
UTAH RETIREMENT SYSTEMS	08/29/2024	DFT0001476	TIER 2 HYBRID 401K	01-000-220400	RETIREMENT CONTRIB PAYA...	105.80
UTAH RETIREMENT SYSTEMS	08/29/2024	DFT0001479	TIER 2 ROTH IRA CONTRIB A...	01-000-220400	RETIREMENT CONTRIB PAYA...	325.00
UTAH RETIREMENT SYSTEMS	08/29/2024	DFT0001480	ROTH IRA CONTRIBUTION A...	01-000-220400	RETIREMENT CONTRIB PAYA...	430.00
UTAH RETIREMENT SYSTEMS	08/29/2024	DFT0001481	TIER 2 - 457 CONTRIB	01-000-220400	RETIREMENT CONTRIB PAYA...	5.00
UTAH RETIREMENT SYSTEMS	08/29/2024	DFT0001482	UT STATE RET CONTRIBUTION	01-000-220400	RETIREMENT CONTRIB PAYA...	17,904.33
Vendor 4640 - UTAH RETIREMENT SYSTEMS Total:						116,076.32
Vendor: 4650 - UTAH STATE TAX COMMISSION						
UTAH STATE TAX COMMISSI...	08/14/2024	128631	STATE WITHHOLDING	01-000-230200	STATE W/H PAYABLE	9,586.82
UTAH STATE TAX COMMISSI...	08/14/2024	128631	STATE WITHHOLDING	01-000-230200	STATE W/H PAYABLE	47.50
UTAH STATE TAX COMMISSI...	08/14/2024	128631	STATE WITHHOLDING	01-000-230200	STATE W/H PAYABLE	9,262.80
Vendor 4650 - UTAH STATE TAX COMMISSION Total:						18,897.12
Vendor: 4680 - UTAH WATER USERS ASSOCIATION						
UTAH WATER USERS ASSOCI...	08/14/2024	128656	2024 ANNUAL DUES	01-110-510430	GENERAL ADMINISTRATIVE	200.00
Vendor 4680 - UTAH WATER USERS ASSOCIATION Total:						200.00

Paid Check Report

Payment Dates: 8/1/2024 - 8/31/2024

Vendor Name	Payment Date	Payment Number	Description (Item)	Account Number	Account Name	Amount
Vendor: 4693 - UTOPIA						
UTOPIA	08/08/2024	128625	AUG 2024 FIBER OPTICS, INS...	01-360-510470	TELEPHONE	2,527.00
Vendor 4693 - UTOPIA Total:						2,527.00
Vendor: 5136 - VANCON INC						
VANCON INC	08/14/2024	128659	20D Kent Booster PS Constru...	01-340-520920	INFRASTRUCTURE PURCHAS...	390,161.80
VANCON INC	08/14/2024	128659	20D Kent Booster PS Change...	01-340-520920	INFRASTRUCTURE PURCHAS...	16,433.00
VANCON INC	08/14/2024	128659	RETENTION/20D - PMT NO 17	01-000-210110	RETAINAGE	-20,329.74
Vendor 5136 - VANCON INC Total:						386,265.06
Vendor: 4704 - VERIZON WIRELESS						
VERIZON WIRELESS	08/21/2024	DFT0001469	JUL 2024 WIRELESS SERVICES	01-360-510470	TELEPHONE	1,282.02
Vendor 4704 - VERIZON WIRELESS Total:						1,282.02
Vendor: 4698 - VLCM						
VLCM	08/21/2024	128690	Remote Connection Device	01-360-510440	COMPUTER SUPPLIES/EQUI...	850.85
Vendor 4698 - VLCM Total:						850.85
Vendor: 5178 - VOYA RETIREMENT INSURANCE AND ANNUITY COMPANY						
VOYA RETIREMENT INSURAN...	08/01/2024	DFT0001425	401(K) CONTRIBUTIONS	01-000-220400	RETIREMENT CONTRIB PAYA...	28,040.98
VOYA RETIREMENT INSURAN...	08/01/2024	DFT0001428	ROTH 401(K) CONTRIBUTIONS	01-000-220400	RETIREMENT CONTRIB PAYA...	2,196.44
VOYA RETIREMENT INSURAN...	08/01/2024	DFT0001431	401(K) LOAN PAYMENT	01-000-220400	RETIREMENT CONTRIB PAYA...	1,249.52
VOYA RETIREMENT INSURAN...	08/01/2024	DFT0001432	401(K) LOAN PAYMENT	01-000-220400	RETIREMENT CONTRIB PAYA...	1,016.27
VOYA RETIREMENT INSURAN...	08/15/2024	DFT0001446	401(K) CONTRIBUTIONS	01-000-220400	RETIREMENT CONTRIB PAYA...	28,400.59
VOYA RETIREMENT INSURAN...	08/15/2024	DFT0001448	ROTH 401(K) CONTRIBUTIONS	01-000-220400	RETIREMENT CONTRIB PAYA...	2,118.53
VOYA RETIREMENT INSURAN...	08/15/2024	DFT0001452	401(K) LOAN PAYMENT	01-000-220400	RETIREMENT CONTRIB PAYA...	1,249.52
VOYA RETIREMENT INSURAN...	08/15/2024	DFT0001453	401(K) LOAN PAYMENT	01-000-220400	RETIREMENT CONTRIB PAYA...	1,016.27
VOYA RETIREMENT INSURAN...	08/29/2024	DFT0001472	401(K) CONTRIBUTIONS	01-000-220400	RETIREMENT CONTRIB PAYA...	29,452.63
VOYA RETIREMENT INSURAN...	08/29/2024	DFT0001473	ROTH 401(K) CONTRIBUTIONS	01-000-220400	RETIREMENT CONTRIB PAYA...	2,187.47
VOYA RETIREMENT INSURAN...	08/29/2024	DFT0001477	401(K) LOAN PAYMENT	01-000-220400	RETIREMENT CONTRIB PAYA...	1,249.52
VOYA RETIREMENT INSURAN...	08/29/2024	DFT0001478	401(K) LOAN PAYMENT	01-000-220400	RETIREMENT CONTRIB PAYA...	1,016.27
Vendor 5178 - VOYA RETIREMENT INSURANCE AND ANNUITY COMPANY Total:						99,194.01
Vendor: 5356 - WATTS, WAYNE D						
WATTS, WAYNE D	08/15/2024	10318	AIRFARE/WEFTEC CONF - EM...	01-105-510480	TRAINING & EDUCATION - B...	618.96
Vendor 5356 - WATTS, WAYNE D Total:						618.96
Vendor: 4880 - WEST VALLEY CITY						
WEST VALLEY CITY	08/14/2024	DFT0001467	JUL 2024 STRMWTR/ST LIGHT..	01-110-510460	UTILITIES - MGMT	783.00
WEST VALLEY CITY	08/14/2024	DFT0001467	JUL 2024 STRMWTR/ST LIGHT..	01-230-510460	UTILITIES - WTR	465.00
WEST VALLEY CITY	08/14/2024	DFT0001467	JUL 2024 STRMWTR/ST LIGHT..	01-240-510460	UTILITIES - WW	200.10
Vendor 4880 - WEST VALLEY CITY Total:						1,448.10
Vendor: 4885 - WESTECH FUEL EQUIPMENT						
WESTECH FUEL EQUIPMENT	08/21/2024	128691	SHOP/TOPS ROTARY PUMP-...	01-260-510230	VEHICLE FUEL - BLD/FLT MAI...	153.60
Vendor 4885 - WESTECH FUEL EQUIPMENT Total:						153.60

Paid Check Report

Payment Dates: 8/1/2024 - 8/31/2024

Vendor Name	Payment Date	Payment Number	Description (Item)	Account Number	Account Name	Amount
Vendor: 5156 - WESTERN INDUSTRIAL DOOR COMPANY						
WESTERN INDUSTRIAL DOOR...	08/21/2024	128693	BLDG B/GARAGE DOOR REPA...	01-360-510220	BUILDINGS & GROUNDS - SYS...	491.25
Vendor 5156 - WESTERN INDUSTRIAL DOOR COMPANY Total:						491.25
Vendor: 4910 - WHEELER MACHINERY CO						
WHEELER MACHINERY CO	08/14/2024	128657	Skid Steer Fork Attachment	01-220-520240	TOOLS & SUPPLIES - WTR R&R	1,035.00
WHEELER MACHINERY CO	08/28/2024	128712	Breeze Generator Gen. End	01-350-520210	REPAIR SUPPLIES - OPERATOR	34,403.54
WHEELER MACHINERY CO	08/28/2024	128712	Breeze Generator Gen. End	01-350-520210	REPAIR SUPPLIES - OPERATOR	16,956.46
Vendor 4910 - WHEELER MACHINERY CO Total:						52,395.00
Vendor: 4995 - WORKFORCE QA						
WORKFORCE QA	08/28/2024	128713	RANDOM EMPLOYEE DRUG ...	01-110-510520	PROFESSIONAL CONSULTING ..	200.00
Vendor 4995 - WORKFORCE QA Total:						200.00
Grand Total:						5,924,282.63

Report Summary

Fund Summary

Fund	Payment Amount
01 - GENERAL FUND	5,924,282.63
Grand Total:	5,924,282.63

Account Summary

Account Number	Account Name	Payment Amount
01-000-210110	RETAINAGE	-77,466.13
01-000-210150	AMEX/MC PAYABLE	21,155.33
01-000-220400	RETIREMENT CONTRIB P...	215,257.17
01-000-220500	HEALTH INSURANCE PA...	131,619.44
01-000-220600	OTHER INSURANCE PAY...	238.40
01-000-220610	LEGAL SHIELD PAYABLE	368.34
01-000-220620	VOLUNTARY LIFE PAYAB...	5,227.68
01-000-220900	CAFETERIA PLAN PAYAB...	33,558.63
01-000-230100	FEDERAL W/H & MEDIC...	78,937.00
01-000-230200	STATE W/H PAYABLE	18,897.12
01-000-410300	ENGINEERING FEES	325.00
01-000-430990	MISC INCOME	1,557.01
01-105-510480	TRAINING & EDUCATION...	1,468.96
01-110-500130	HEALTH INSURANCE - M...	12,892.17
01-110-500170	LIFE/LTD/LTC INSURANC...	-0.73
01-110-510430	GENERAL ADMINISTRAT...	2,514.52
01-110-510460	UTILITIES - MGMT	6,544.35
01-110-510480	TRAINING & EDUCATION...	1,700.00
01-110-510500	LEGAL EXPENSE	800.00
01-110-510520	PROFESSIONAL CONSULT..	23,178.10
01-130-510220	BUILDINGS & GROUNDS -..	712.82
01-130-510410	OFFICE SUPPLIES/PRINT...	789.69
01-130-510420	POSTAGE & MAILING	13,680.20
01-140-500110	STATE RETMNT PLAN - ...	13.16
01-140-500130	HEALTH INSURANCE - M...	2,200.48
01-140-500170	LIFE/LTD/LTC INSURANC...	-0.40
01-140-510480	TRAINING & EDUCATION...	549.00
01-140-520210	REPAIR SUPPLIES - METER	19.53
01-210-500170	LIFE/LTD/LTC INSURANC...	-5.66
01-210-510490	SAFETY EXPENSE	1,825.08
01-220-500130	HEALTH INSURANCE - W...	2,200.48
01-220-500170	LIFE/LTD/LTC INSURANC...	-49.70
01-220-510480	TRAINING & EDUCATION...	549.00
01-220-520210	REPAIR SUPPLIES - WTR ...	24,175.13
01-220-520240	TOOLS & SUPPLIES - WTR..	1,892.57

Payroll Taxes and Employee Benefits \$501,355.98

Account Summary

Account Number	Account Name	Payment Amount	
01-230-510460	UTILITIES - WTR	101,930.40	
01-230-510480	TRAINING & EDUCATION...	549.00	
01-230-520210	REPAIR SUPPLIES - WTR...	3,162.62	
01-230-520240	TOOLS & SUPPLIES - WTR..	910.55	
01-231-530270	WATER TESTING FEES	12,573.59	
01-240-510460	UTILITIES - WW	21,566.87	
01-240-510480	TRAINING & EDUCATION...	736.70	
01-240-510910	MACHINERY & EQUIPM...	250.00	
01-240-520240	TOOLS & SUPPLIES - WW...	707.84	
01-260-510230	VEHICLE FUEL - BLD/FLT...	10,350.90	
01-260-510235	VEHICLE LEASE	3,383.66	
01-260-510480	TRAINING & EDUCATION...	549.00	
01-260-510910	MACHINERY & EQUIPM...	4,671.00	
01-260-520210	REPAIR SUPPLIES - BLD/F...	7,262.52	
01-260-520240	TOOLS & SUPPLIES - BLD...	1,462.47	
01-330-520240	TOOLS & SUPPLIES - BLU...	1,411.80	
01-340-510480	TRAINING & EDUCATION...	850.00	
01-340-510520	PROFESSIONAL CONSULT..	1,461.00	
01-340-520920	INFRASTRUCTURE PURC...	2,184,350.52	Infrastructure \$2,106,904.39
01-350-500170	LIFE/LTD/LTC INSURANC...	2.40	
01-350-520210	REPAIR SUPPLIES - OPER...	57,760.30	
01-350-520240	TOOLS & SUPPLIES - OPE...	18.66	
01-350-530250	WATER SUPPLY EXPENSE	1,865,745.61	Jordan Valley Water
01-360-510220	BUILDINGS & GROUNDS -..	21,402.43	
01-360-510440	COMPUTER SUPPLIES/E...	25,887.17	
01-360-510470	TELEPHONE	6,636.55	
01-400-580310	FACILITY OPERATION - C...	442,374.40	
01-400-580320	PROJECT BETTERMENTS-...	42,080.65	
01-400-580340	PRETREATMENT FIELD - ...	31,871.62	Central Valley Water \$1,061,365.33
01-400-580350	LABORATORY - C.V.	26,979.71	
01-400-580380	CVW DEBT SERVICE	518,058.95	
	Grand Total:	5,924,282.63	

Project Account Summary

Project Account Key	Payment Amount
None	3,739,932.11
20DCHANGEORDER	16,433.00
20DCONSTRUCTION	390,161.80
20ICONSTMGMT	2,330.25
20ICONSTRUCTION	1,165,140.97
20IINSPECTION	465.00

Project Account Summary

Project Account Key	Payment Amount	
21CONTRACT	6,270.00	
22CONSTMGMTAMEND	16,229.30	
23BUILDINGCCM	247.50	
23OFFICESUPPLIES	1,149.54	
23CONSTMGMT	7,220.90	
23CONSTR	283,814.00	
23GCONSTMGMT	218.00	
23LCONSTMGMT-PH1	13,526.95	
23LCONSTRUCTION-PH1	232,605.80	
23LDESIGN	14,065.60	
23VDESIGN	19,670.00	
24ACONSTRUCTION	145.91	
24KDESIGN	14,656.00	
Grand Total:	5,924,282.63	% of Total
Infrastructure	\$ 2,106,904.39	36%
Jordan Valley Water	\$ 1,865,745.61	31%
Central Valley Water	\$ 1,061,365.33	18%
Payroll Taxes and Employee Benefits	\$ 501,355.98	8%
Other	\$ 388,911.32	7%



Granger-Hunter Improvement District, UT

Bank Transaction Report Transaction Detail

Issued Date Range: 08/01/2024 - 08/31/2024

Cleared Date Range: -

Issued Date	Number	Description	Module	Type	Amount
Bank Account: 01-000-110100 - CASH - GENERAL CHECKING					
08/01/2024	EFT0000072	Payroll EFT	Payroll	EFT	-199,055.27
08/15/2024	EFT0000073	Payroll EFT	Payroll	EFT	-184,435.90
08/29/2024	EFT0000074	Payroll EFT	Payroll	EFT	-192,421.54
Bank Account 01-000-110100 Total: (3)					-575,912.71
Report Total: (3)					-575,912.71



Granger-Hunter Improvement District, UT

Bank Transaction Report Transaction Detail

Issued Date Range: 08/01/2024 - 08/31/2024

Cleared Date Range: -

Issued Date	Number	Description	Module	Type	Amount
Bank Account: 01-000-110100 - CASH - GENERAL CHECKING					
08/12/2024	34189	Reverse Refund Check Charleen Walker	Utility Billing	Check Reversal	133.17
08/14/2024	34363	Kevin F Truscott	Utility Billing	Check	-36.95
08/14/2024	34364	Opendoor Labs INC	Utility Billing	Check	-86.90
08/14/2024	34365	Teresa Mangini	Utility Billing	Check	-70.00
08/14/2024	34366	Elizabeth Sheffield	Utility Billing	Check	-52.43
08/14/2024	34367	Brett G Candalot	Utility Billing	Check	-46.25
08/14/2024	34368	David Tesche	Utility Billing	Check	-83.06
08/14/2024	34369	Amily Boscan	Utility Billing	Check	-88.76
08/14/2024	34370	Don Blackham	Utility Billing	Check	-60.00
08/14/2024	34371	Ruby Maestas	Utility Billing	Check	-52.36
08/14/2024	34372	Bank One	Utility Billing	Check	-51.19
08/14/2024	34373	Whip White House Investments Properties	Utility Billing	Check	-50.50
08/14/2024	34374	Dean Lawrence	Utility Billing	Check	-89.56
08/15/2024	33024	Reverse Refund Check Justin Lloret	Utility Billing	Check Reversal	96.91
08/15/2024	33190	Reverse Refund Check Seth McDiarmid	Utility Billing	Check Reversal	92.43
08/15/2024	33322	Reverse Refund Check 3559 S 6830 W Trust 06/04/22	Utility Billing	Check Reversal	74.17
08/22/2024	34375	3559 S 6830 W Trust 06/04/22	Utility Billing	Check	-74.17
08/22/2024	34376	Seth McDiarmid	Utility Billing	Check	-92.43
08/22/2024	34377	Karen Manuel	Utility Billing	Check	-62.59
08/22/2024	34378	Michael Bemis	Utility Billing	Check	-47.73
08/22/2024	34379	Kamie McCallister	Utility Billing	Check	-20.88
08/22/2024	34380	Maria Ramos	Utility Billing	Check	-73.96
08/22/2024	34381	Dan C Curtis	Utility Billing	Check	-420.85
08/22/2024	34382	Adan Nava	Utility Billing	Check	-6,187.86
08/22/2024	34383	Socorro M Ortega	Utility Billing	Check	-110.99
08/22/2024	34384	Debra L Hullinger	Utility Billing	Check	-46.71
08/22/2024	34385	Edwin Moreno	Utility Billing	Check	-38.96
08/22/2024	34386	Jorge Alcantara	Utility Billing	Check	-177.57
08/22/2024	34387	Oscar Sosa	Utility Billing	Check	-32.15
08/22/2024	34388	Richard Huffmon	Utility Billing	Check	-26.65
08/22/2024	34389	Angela Klaus	Utility Billing	Check	-123.82
08/22/2024	34390	Jeff Barney	Utility Billing	Check	-185.97
08/22/2024	34391	Discover Financial Services	Utility Billing	Check	-2,175.66
08/22/2024	34392	Robert W Brown Jr.	Utility Billing	Check	-5.97
08/22/2024	34393	Ronald G Taylor	Utility Billing	Check	-41.07
08/22/2024	34394	Don J Chinn	Utility Billing	Check	-136.05

Bank Transaction Report


Issued Date Range: -

Issued

Date	Number	Description	Module	Type	Amount
08/22/2024	34395	Creation Holdings LLC	Utility Billing	Check	-43.93
08/22/2024	34396	1st Properties LLC	Utility Billing	Check	-46.71
08/22/2024	34397	Boyd L Olsen	Utility Billing	Check	-32.37
08/22/2024	34398	Stacha R Washington	Utility Billing	Check	-29.18
08/22/2024	34399	Justin Lloret	Utility Billing	Check	-96.91
08/22/2024	34400	Opendoor Labs INC	Utility Billing	Check	-64.06
08/22/2024	34401	Davia Jayna Banks	Utility Billing	Check	-38.99
08/22/2024	34402	Charleen Walker	Utility Billing	Check	-133.17
08/26/2024	33379	Reverse Refund Check Robert E Peterson	Utility Billing	Check Reversal	1.38
08/26/2024	33459	Reverse Refund Check Mitchell Pratt	Utility Billing	Check Reversal	99.57
08/26/2024	33464	Reverse Refund Check Jessica Bernal	Utility Billing	Check Reversal	1.84
08/28/2024	34403	Hager Capital LLC	Utility Billing	Check	-14.79
08/28/2024	34404	Nikolay Nakhabenko	Utility Billing	Check	-18.09
08/28/2024	34405	Hajaira Garcia Alvarado	Utility Billing	Check	-158.03
08/28/2024	34406	Kyle G Larsen	Utility Billing	Check	-272.51
08/28/2024	34407	Reginald W Carlson	Utility Billing	Check	-62.67
08/28/2024	34408	Mario Ramirez	Utility Billing	Check	-241.39
08/28/2024	34409	Jose Varela	Utility Billing	Check	-114.63
08/28/2024	34410	Shannon Anderson	Utility Billing	Check	-226.41
08/28/2024	34411	Mira Meandzija	Utility Billing	Check	-18.35
08/28/2024	34412	Michael Fabela	Utility Billing	Check	-306.40
08/28/2024	34413	Joel Aguilar	Utility Billing	Check	-48.49
08/28/2024	34414	Randy Debenham	Utility Billing	Check	-64.36
08/28/2024	34415	Shawn Bird	Utility Billing	Check	-67.25
08/28/2024	34416	Robert H Willomitzer	Utility Billing	Check	-85.53
Bank Account 01-000-110100 Total: (61)					-12,534.75
Report Total: (61)					-12,534.75



2025 BUDGET PARAMETERS DOCUMENT



PARAMETERS FOR 2025 BUDGET

As we prepare for the 2025 Budget review and finalization, this document intends to summarize some of the major assumptions used in developing the budget. An initial review of these parameters occurred with Roger Nordgren (Budget Committee Chair) on August 19, 2024. Having all the board members review these assumptions before the tentative budget discussion should help all be prepared to make the best decisions in finalization of the budget. If you have questions or comments, please direct them to Austin Ballard or Jason Helm, preferably before October 1, 2024.

WATER & WASTEWATER SALES

During 2021, the District hired Bowen Collins and Associates to update the District's Master Plan. That plan indicated that the District had a 30% revenue shortfall when compared to the overall needs of the District, and that it should raise user fees over the next few years. Two takeaways of the plan were to one, increase the amount of pay-go capital it uses to maintain the District's infrastructure, and second, to maintain a consistent 180 days of cash-on-hand. The 6% increase in user fees will contribute to accomplishing those goals.

Water availability/volume rate increases:	6% Rate Increase
	\$1.00 Residential Increase*

*Because printed bills account for \$122k of the budget, the District would like to incentivize customers to enroll in paperless billing. It is suggested that a \$1.00 credit be given to customers who exclusively receive their bill through e-bill enrollment.

Wastewater availability/volume rate increases:	7% Rate Increase
Central Valley Water fee assessment:	Increase from \$11.50 to \$14.50**

**Central Valley Water Reclamation Facility is planning on issuing up to \$100M in additional debt to complete their plant rehabilitation.

The District plans to utilize as much infrastructure grant money as possible to fund the projects associated with those grants. As such, Grant Revenue is anticipated to increase \$1.5M or 43%.

In 2025 the estimated cost to provide customers the ability to pay their bills by Debit and Credit Card is increasing 11% to more than \$400k. Currently the District does not directly charge for this or IVR (payment by phone) services. The District is proposing to charge those customers who utilize this service, rather than building the cost into the water and wastewater rates.

OPERATING EXPENSES

Operating expenses have been determined by management and department heads based on maintenance plans and water/wastewater master plans. All budgets reflect the needs of each department taking into consideration cost inflation and operational requirements.

Payroll Wages and Benefits

Recommended personnel compensation increase: **4.7%**

Increases to the overall payroll and benefits budget category (\$988k or 9.4%) are made up of the following differences:

- 25% increase in health insurance premiums (\$605k)
- Merit wage increases (\$327k)
- Additional water crew (\$181k wages, OT and stipends; \$158k benefits)
- State retirement based on wage increases (\$57k)
- 401(k) based on wage increases (\$53k)
- Increased the number of 2 hour minimum callouts to the on-call program (\$45k)
- Added an additional 650 overtime hours based on 2024 overtime usage (\$44k)
- Increase in the number of certifications from 110 to 126 (\$36k)

Increases to payroll and benefits were offset by decreases in the retirement buyout category of \$344k.

Maintenance and Tools

Maintenance and tools has increased 99k or 4.7% primarily due to inflation.

Water Purchases

In December 2023, the District reduced the Jordan Valley Water Conservancy District contract from 18,500 acre feet each year to 17,000 acre feet each year. The reduction in contract has been reflected in this budget, offset by a modest increase in water purchase rate of 5%.

Central Valley Water Reclamation Facility (CVW)

CVW plans to complete the remainder of its plant upgrades by the end of 2025. To facilitate the completion, CVW plans to issue up to an additional \$100M in debt to finish the upgrades. This budget has been increased to reflect the additional debt as reflected in the increase in the Central Valley Water fee assessment.

General Administrative

Historically the District has engaged the services of the Salt Lake County Clerk's office to conduct elections every odd calendar year. This year it is estimated that election costs will be approximately \$110k, depending on how many entities participate in the electoral process.

NEW VEHICLES AND EQUIPMENT

In 2025, the District anticipates the need to acquire several more vehicles and equipment for its fleet. Below lists a few of the requests for 2025:

- Water Repair and Replacement:
 - Dump truck (\$185k)
 - Water tanker truck (\$140k)
 - Trench roller/compactor (\$37k)
- Vehicle Fleet:
 - Buyout remainder of lease for six (6) light duty vehicles (\$45k)
 - ½ ton pickup truck (\$52k)
 - 2 Mid-size trucks (\$70k)
 - Single ton pickup truck (\$190k)
 - Fuel tanker truck (\$40k)

CAPITAL PROJECT EXPENDITURES



CAPITAL EXPENDITURES	2022 Budget	2024 Budget	Preliminary 2025 Budget	
Water - Horizontal	\$ 5,412,500	\$ 10,615,000	\$ 3,320,000	-68.7%
Water - Vertical	20,090,000	12,636,000	10,536,000	-16.6%
Wastewater - Horizontal	3,605,000	2,190,000	3,160,000	44.3%
Wastewater - Vertical	4,726,000	1,225,000	1,195,000	-2.4%
General Facilities	2,524,500	932,500	1,016,000	9.0%
TOTAL CAPITAL EXPENDITURES	\$ 36,358,000	\$ 27,598,500	\$ 19,227,000	-30.3%


Major capital expenditure projects for 2025 include:

- Anderson Treatment Plant - \$6.5m
- Watts Well No. 18 Development - \$2.5m
- Parliament Avenue wastewater line replacement - \$1.9m
- Sewer Lining and Rehabilitation - \$1.2m
- Residential waterline replacement \$0.9m
- Pleasant Valley Lift Station \$0.7m




ADMINISTRATIVE SERVICES UPDATE





Administrative Services Update

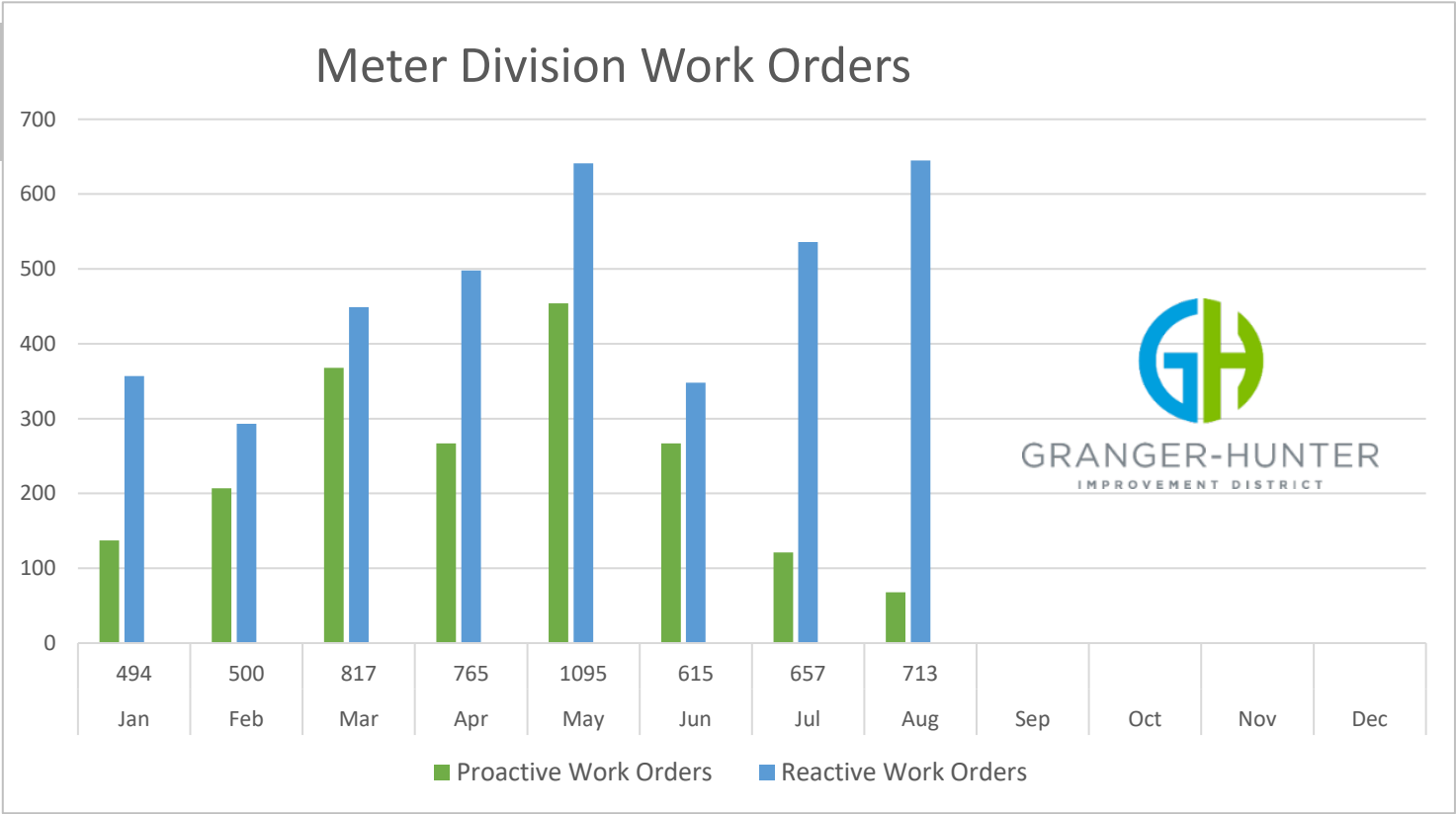
West Valley City SummerFest Night Out



GRANGER-HUNTER
IMPROVEMENT DISTRICT

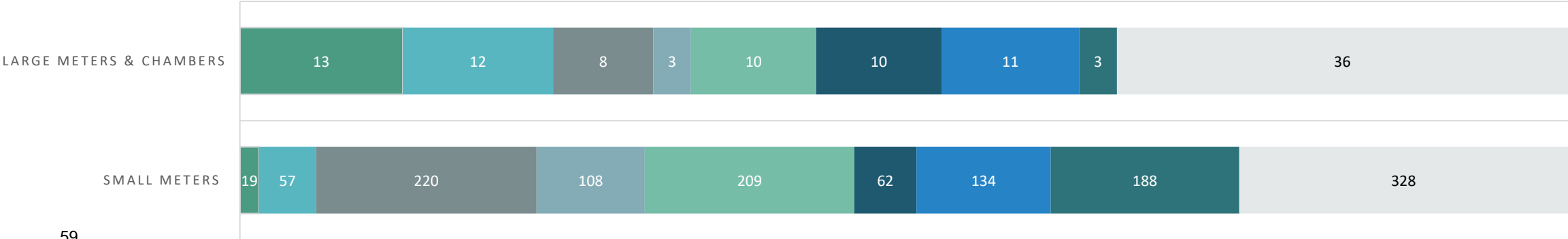
Meter Division Update

The Meter Division completed 713 work orders in August. Totals are ramping up as our 3 new technicians get trained. 68 work orders were for proactive work such as inspections, testing and changing old meters before they stop. 645 work orders were for reactive work such as leak checks, shutdowns, replacing stopped meters & repairs.



NEW METERS INSTALLED YEAR TO DATE

Legend: Jan (dark green), Feb (teal), Mar (grey), Apr (light blue), May (medium green), Jun (dark blue), Jul (blue), Aug (dark teal), Remaining (light grey)



2024 Meter Replumb Update

Mag Meters were installed at 12 Large Meter locations so far this year. These shorter lay-length meters allowed GHID to replace the meter without replacing the entire vault that resulted in tremendous savings. There is a possibility of 7 additional replumbs before the end of the year. Determining the water loss from past years is difficult due to the extremely hot summer this year. A better estimate will be available after winter usage.

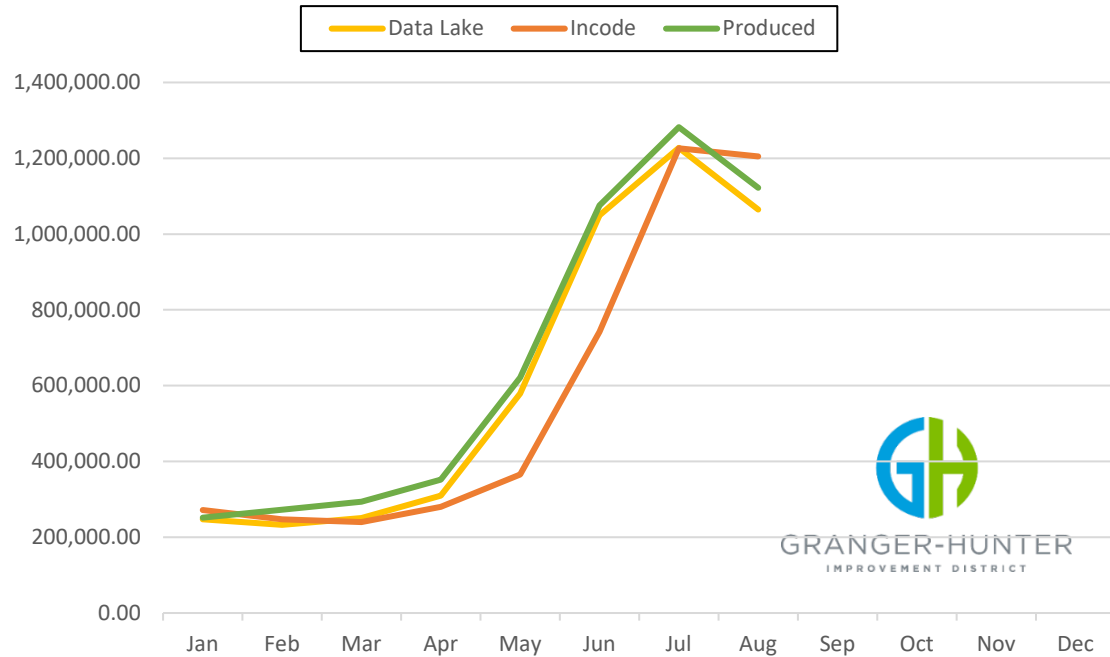
Location	Meter Size	Install date
Old Silo Farms 123 Residential Units	6	1/9/2024
American Heritage 182 Residential Units	4	1/22/2024
(2) Ridgeland 32 Residential Units	4/4	1/22/2024
Sonic/State Trailer 10 Commercial Units	4	1/30/2024
Paragon Press	3	2/7/2024
Jordan Valley Hospital	6	2/27/2024
Lake Crest Business Park 33 Commercial Units	6	6/10/2024
Ensign Learning Center	6	7/10/2024
Granite School-Robert Frost Elementary	3	7/11/2024
Granite School - Jackling Elementary	3	8/1/2024
Pioneer Medical Building	3	9/5/2024
Victoria Woods 105 Residential Units	8/2	TBD



**Before and After pictures of the Large 3" Meter at the Pioneer Medical Building replaced after hours to accommodate for continuous care.*

Administrative Services Update

Consumption vs. Production



Date Lake water consumption totals are generated by the Sensus Analytics AMI platform. A lag in Incode consumption is due to calculations after the customer uses the water, reads are processed, and a bill is generated. Currently, Data Lake water consumption shows 5.9% water loss.

Lien vs. Shut Off Update

In August, 38 customers received a door/in-person notice from a meter technician because their balance was approximately 90 days past due and exceeded \$200.

After more than 6 attempts to collect past due balances using a variety of methods, 16 accounts were certified in August.

- Enrolled in Customer Portal - 943
- New accounts set up in August – 83
- Customer Service Phone Calls in August
 - English – 1,540
 - Spanish – 138

Statement Methods

Paper Bills	19,355
E-bills	8,923

Payment Methods


IVR (auto-phone system)	2,000
GHID Website	10,700
Check	5,000
Bank Draft	2,750
In-person	800
Online Payments	3,500

Water Consumption by Class Year-to-date

	Connections	Consumption in Gallons
COMMERCIAL	1,115	766,897,655
INDUSTRIAL	19	87,106,216
INSTITUTIONAL	324	593,526,783
RESIDENTIAL	25,941	3,513,172,669
TOTAL	27,399	4,960,703,323



WATER MAINTENANCE UPDATE



Water Systems Update

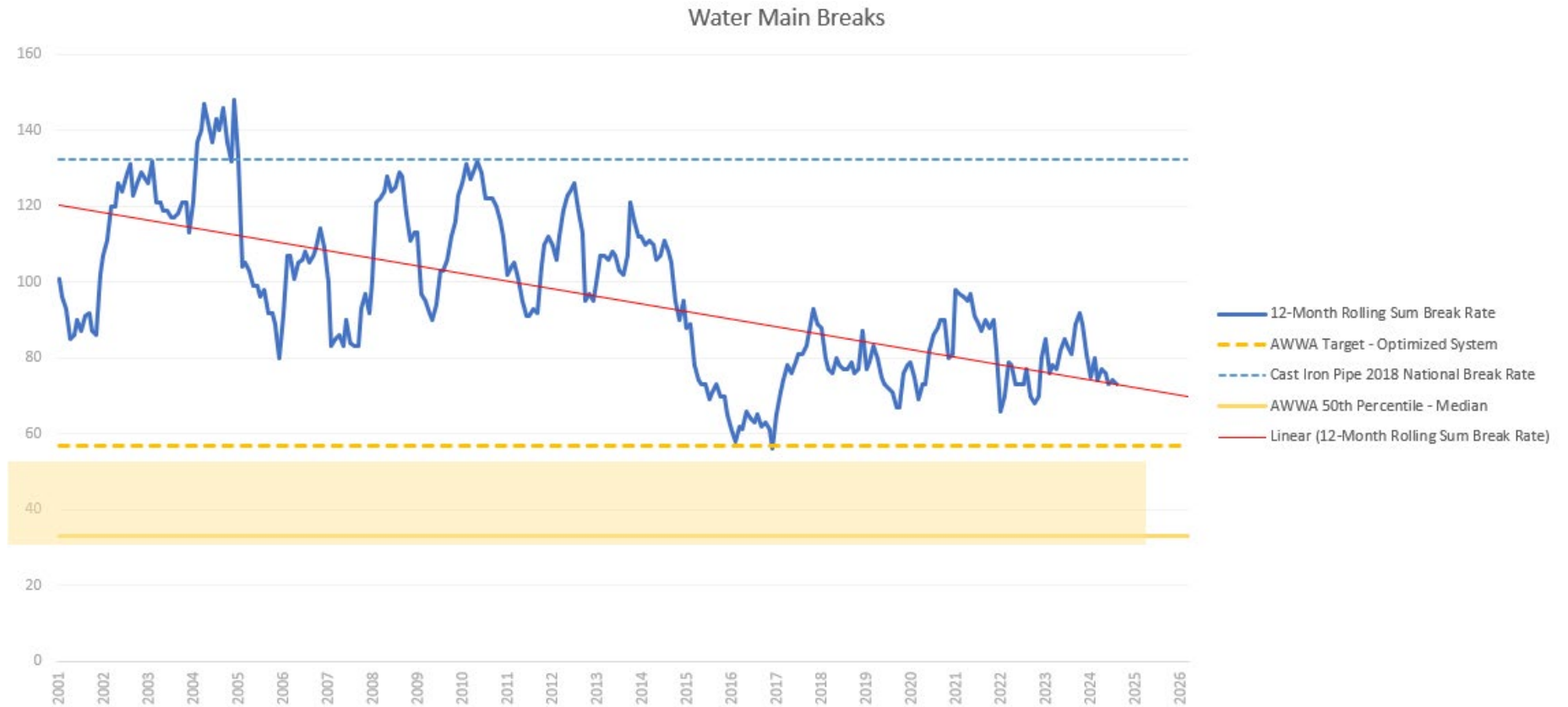
2024 Data:

- 6 Breaks In August
- 42 Breaks Year-to-Date
- 11 Breaks Per 100 Miles of Pipe Year to Date
- 13 Percent Decrease From Previous Year to Date Breaks

Long Term Break Rate Target

Development Considerations:

- Level of Service Targets / Disruption of Service Rates
- Water Quality Impacts
- Water Rate Impacts
- Claim Exposure
- System Reliability

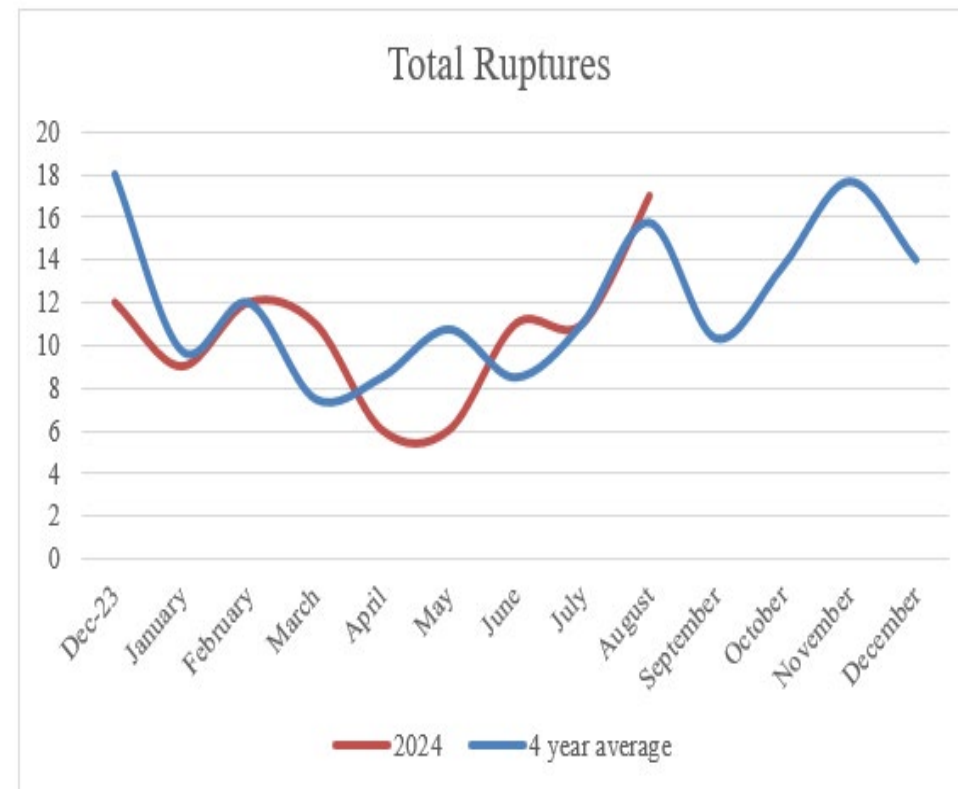


Water Breaks and Leaks

Breaks & Leaks Combined Totals															
GHID Breaks					GHID Leaks					Total Ruptures					
2020	2021	2022	2023	2024	Year	2020	2021	2022	2023	2024	2020	2021	2022	2023	2024
8	7	11	2	7	January	2	1	7	2	2	10	8	18	4	9
3	2	11	13	7	February	2	3	2	5	5	5	5	13	18	12
5	4	3	2	5	March	3	5	2	3	6	8	9	5	5	11
4	6	1	6	5	April	10	10	3	2	1	14	16	4	8	6
9	3	3	7	3	May	5	3	12	9	3	14	6	15	16	6
7	5	5	3	4	June	5	3	4	3	7	12	8	9	6	11
6	4	8	6	5	July	6	5	6	4	6	12	9	14	10	11
5	8	1	9	6	August	9	7	11	10	11	14	15	12	19	17
6	4	2	5		September	8	2	6	12		14	6	8	17	
5	7	9	6		October	4	3	12	4		9	10	21	10	
15	7	17	9		November	5	10	4	6		20	17	21	15	
26	9	14	8		December	4	4	3	4		30	13	17	12	
47	39	43	48	42	Totals to Date	42	37	47	38	41	89	76	90	86	83
99	66	85	76	42	Annual Totals	63	56	72	64	41	162	122	157	140	83
	-17%	+10%	+12%	-13%			-12%	+27%	-19%	+8%		-15%	+18%	-4%	-3.5%
	% Change from Prior Year					% Change from Prior Year					% Change from Prior Year				

Waterline breaks and leaks totaled 17 in the month of August 2024. Of the 17 breaks and leaks, 6 were water line breaks and 11 were water service line failures.

Four Year Average Trends

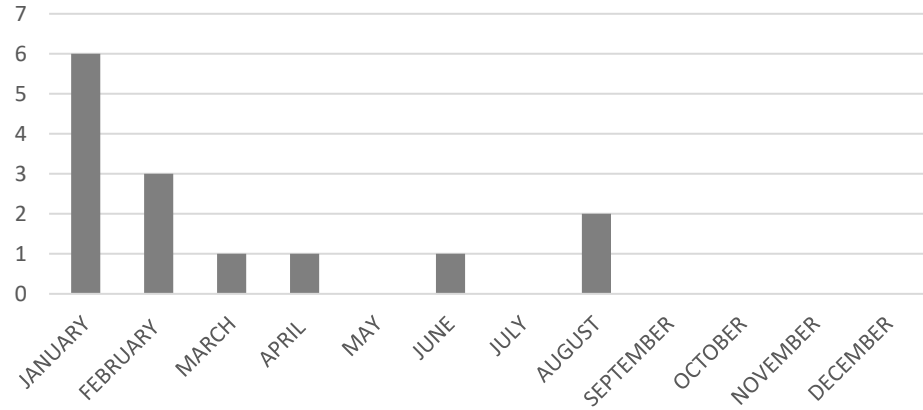


The District's total ruptures increased above the four-year average trendline for August 2024.

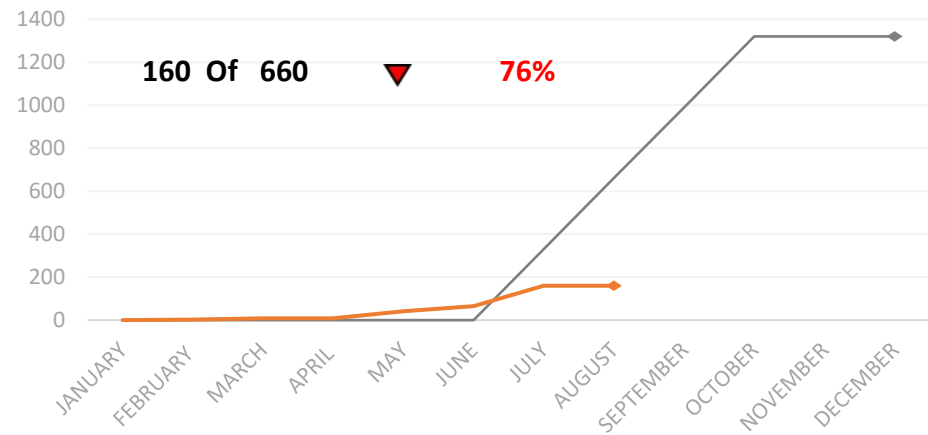


Water Systems Update

Valve Work Order Completed



Planned Valve Maintenance

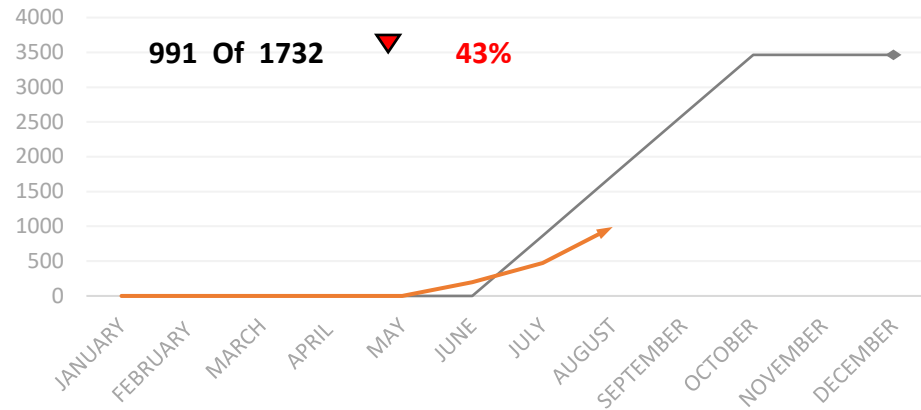


2024 Data:

- 2 valve work orders were completed in August. The valve repair and replacement crew has 89 open valve work orders.
- The valve maintenance crew has completed 160 planned valve maintenance work orders to date.
- Since the end of June both valve machines have been unable to perform valve maintenance due to overheating issues. The fleet department has been trying to resolve the issue with both Intermountain sales of Denver and the Wachs through email and through visits from our local sales representative. Our regular schedule for valve maintenance is from July through October.

Water Systems Update

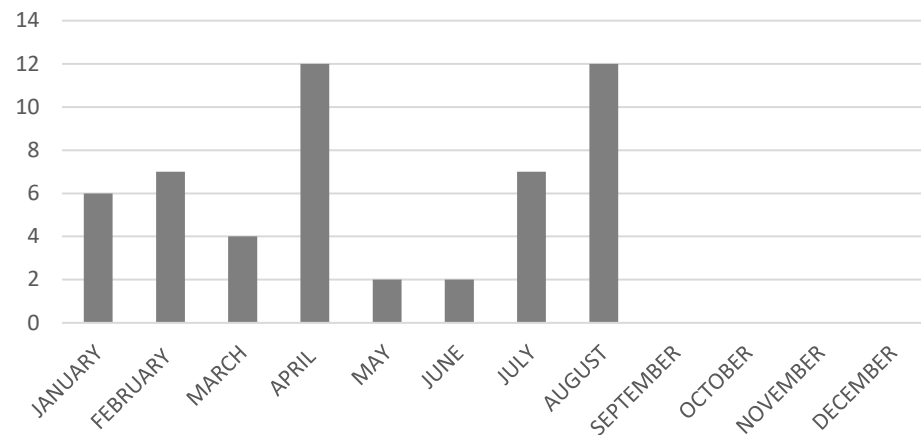
Planned Fire Hydrant Maintenance



2024 Data:

- 991 planned fire hydrant inspections have been completed to date.
- Crews completed 12 fire hydrant work orders in August. To date, crews have completed 52 work orders. Currently, there are 64 open fire hydrant work orders.

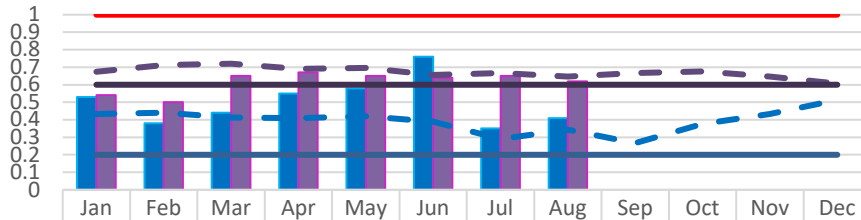
Fire Hydrant Work Order Completed



— Target — Actuals

Water Systems Update

Chlorine and Fluoride Residuals (mg/L)

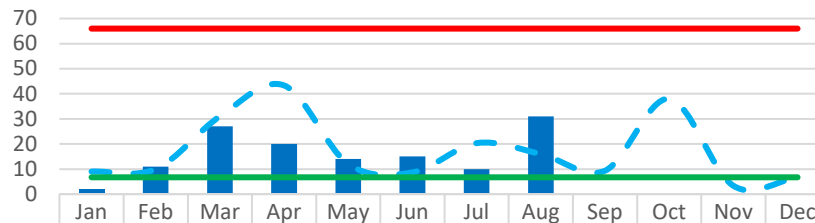


	Jan	Feb	Mar	Apr	May	Jun	Jul	Aug	Sep	Oct	Nov	Dec
Chlorine 2024	0.53	0.38	0.44	0.55	0.58	0.76	0.35	0.41				
Fluoride 2024	0.54	0.5	0.65	0.67	0.65	0.64	0.65	0.62				
Chlorine 3-yr Avg.	0.43	0.44	0.41	0.41	0.42	0.39	0.29	0.34	0.27	0.38	0.43	0.51
Fluoride 3-yr Avg.	0.67	0.71	0.72	0.69	0.70	0.66	0.67	0.65	0.67	0.68	0.65	0.61
Chlorine Min.	0.2	0.2	0.2	0.2	0.2	0.2	0.2	0.2	0.2	0.2	0.2	0.2
Fluoride Min.	0.6	0.6	0.6	0.6	0.6	0.6	0.6	0.6	0.6	0.6	0.6	0.6
Chlor. & Fluor. Max	1	1	1	1	1	1	1	1	1	1	1	1

2024 Data:

- The District had 31 water quality complaints in the month of August.
- Chlorine monthly average for August was 0.41 mg/L.
- Fluoride monthly average for August was 0.62 mg/L.


Water Quality Customer Complaints



	Jan	Feb	Mar	Apr	May	Jun	Jul	Aug	Sep	Oct	Nov	Dec
Water Quality Complaints	2	11	27	20	14	15	10	31				
WQ 3-YR AVG.	9	10	31	43	12	9	20	16	9	38	3	7
25% AWWA Benchmark	7	7	7	7	7	7	7	7	7	7	7	7
75% AWWA Benchmark	66	66	66	66	66	66	66	66	66	66	66	66



WASTEWATER MAINTENANCE UPDATE



Fleet Purchase Request

Replacement Vehicle With Crane Body, To Replace One(1) Utility Body Vehicle Based On Fleet Recommendation.

Purchase Description: During the 2024 Budget, the board approved \$53,003.16 for the purchase of one (1) new Cab and Chassis to replace an old Cab and Chassis in the fleet.

- The vehicle to be replaced will be unit #2.

Request for Proposal summary and Details:

- The District requested multiple quotes from various Ford, Chevy, and Dodge dealers for the Cab and Chassis, LHM Draper came back with the low bid. We gave the PO and have attempted to purchase the vehicle. It was damaged in transit, and currently its whereabouts are unknown. We reached out to the dealers who previously gave us quotes. Ken Garff came back at \$56,500, with the vehicle on the ground in WVC. This is a cost difference of-\$3,496.84.
- **** Approval Requested: Consider approval for the purchase of one(1) Ford F350 with Cab and Chassis from Ken Garff Ford, in the amount of \$56,500.**



Fleet Purchase Request



2888 South 3600 West • P.O. Box 701110 • West Valley City, Utah 84170-1110 • Phone (801) 968-3551 • Fax (801) 968-5467 • www.ghid.org

memorandum

Date: 16-Sept-24.

To: Jason Helm

From: Michael Wear

Subject: Vehicle Purchase, Chang of Vendor.

In February, the board approved the purchase of a new Cab and Chassis to replace Unit #02 from LHM Draper at a cost of \$53,003.16. The vehicle was ordered, but unfortunately, it was damaged during transit. Currently, the vehicle is held at the train yard for repairs, with both LHM and Ford unable to provide any specific information or timeline for its availability.

Given the uncertainty, we reached out to Ken Garff Ford of West Valley City to inquire about a vehicle that meets our specifications. They have one available on-site. Ken Garff is part of the state contract (Contract #MA3790), and their price for the vehicle is \$57,000 – only \$3,996.84 more than the LHM offer.

Given the immediate availability and minimal price difference, the Fleet Department recommends purchasing the vehicle from Ken Garff Ford.

Regards,

Michael Wear
Division Supervisor.



American Water Works Association
IntermountainSection

2024 Safety

Award of Excellence

is presented to

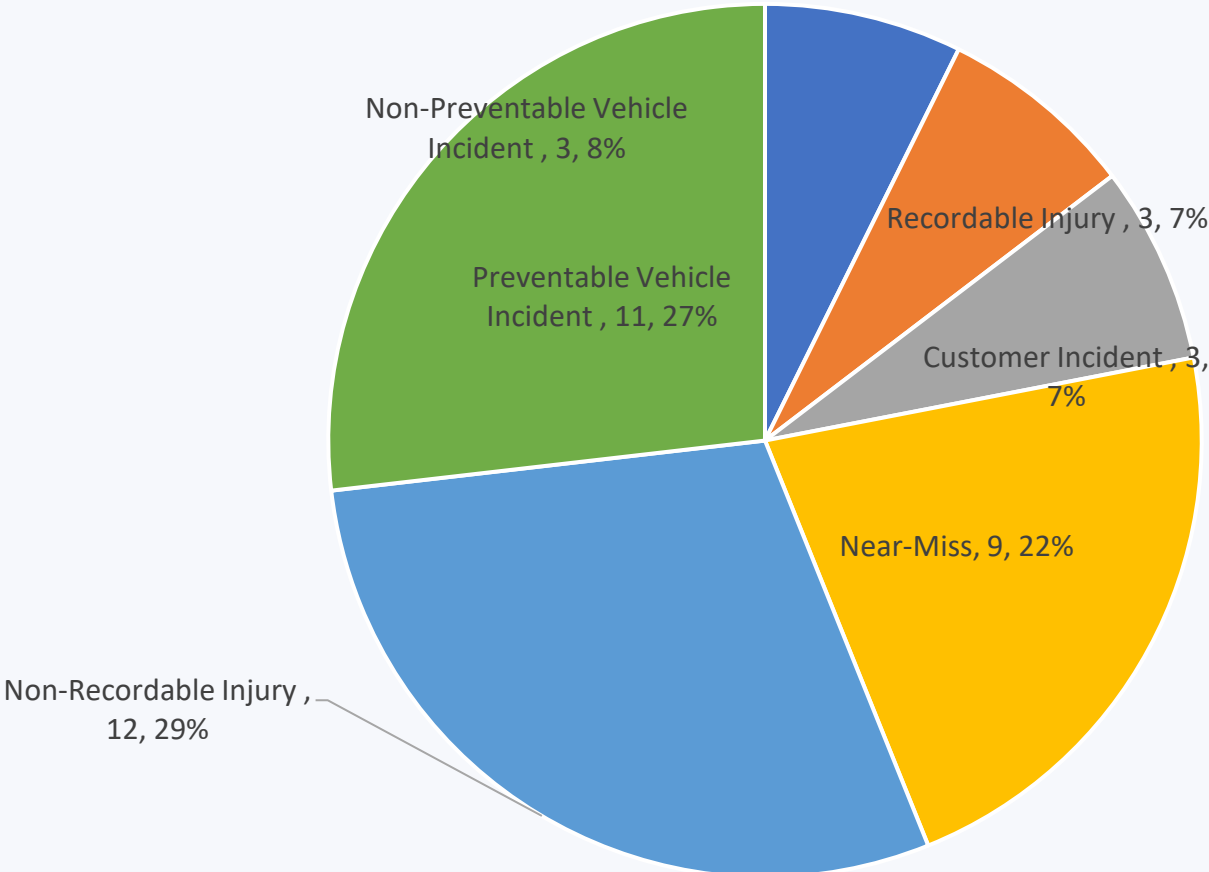
Granger-Hunter Improvement District

This award was presented to the Granger-Hunter Improvement District for excellence in workplace safety performance. The award was accepted by GHID board member Wayne Watts at the 2024 American Water Works Association annual conference.



Safety Update

GHID Safety - Incident Type



- Non-Preventable Vehicle Incident
- Recordable Injury
- Customer Incident
- Near-Miss
- Non-Recordable Injury
- Preventable Vehicle Incident

Safety Incident Year-To-Date

Near-Miss: 9
Preventable Vehicle Incidents: 11
Non-Preventable PVI: 3
Recordable Injuries: 3
Non-Recordable Injuries: 12
Customer Incidents: 3

Total Safety Incidents: **41**



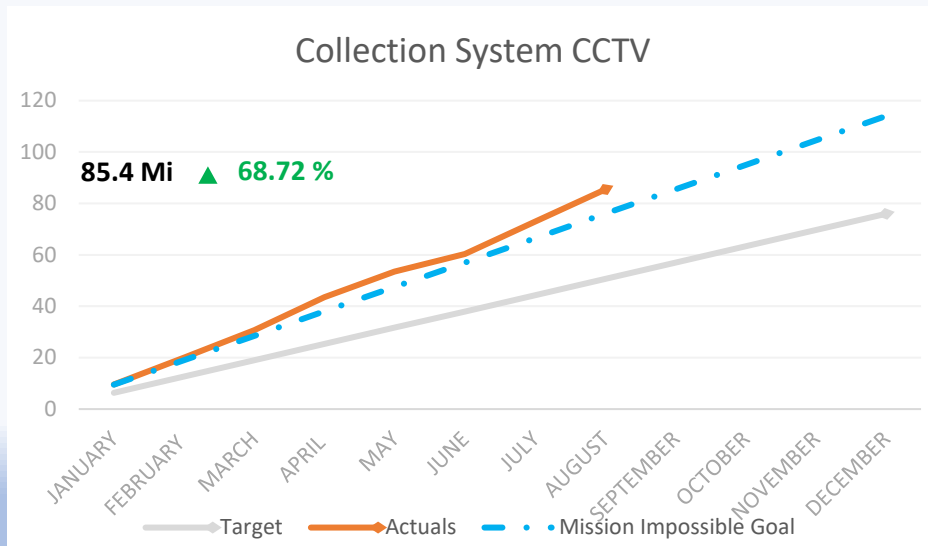
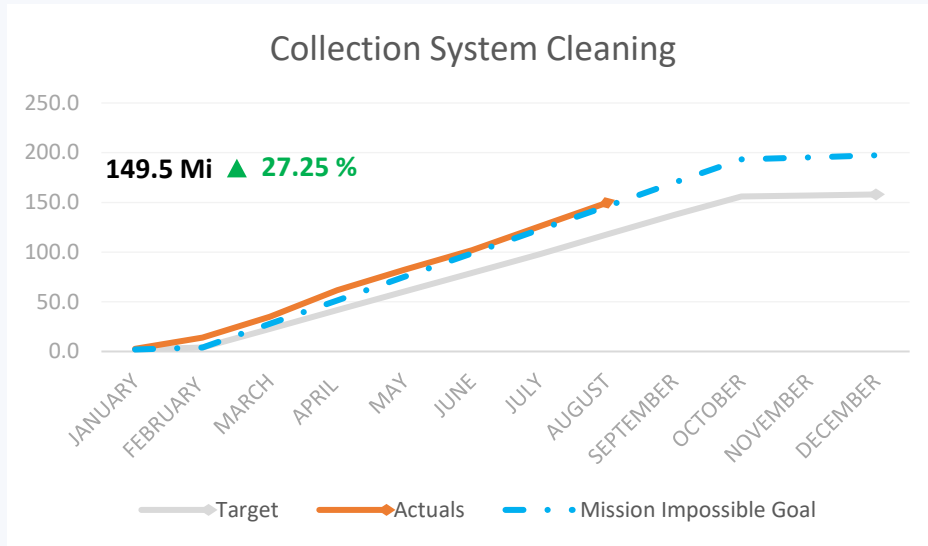
Safety Update

2024 Safety Inspections:

- **26** Cranes inspections performed by HOJ Services.
- **68** Fire Extinguishers inspected by State Fire
- These inspections are requirements under *29 CFR 1910.179* , *29 CFR 1910.157(e)(2)*, and *Utah Administrative Rule R710.1*



Wastewater Maintenance Update

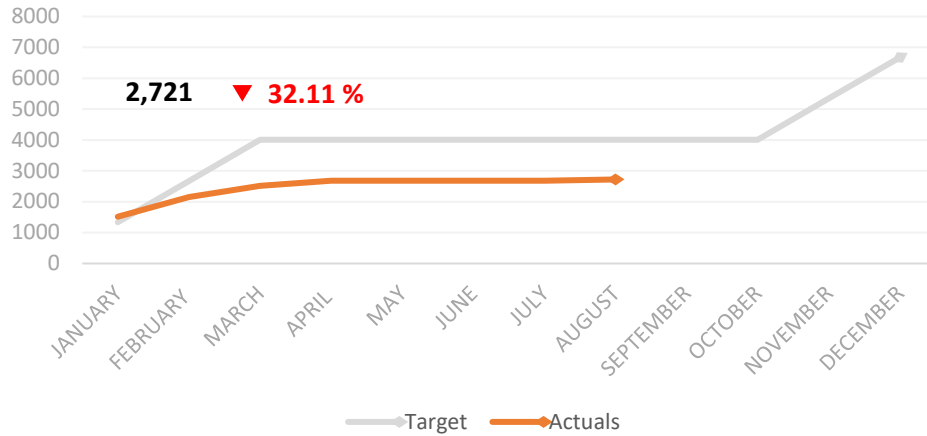


2024 Data:

- Collection System Cleaning—23.93 miles of pipe were cleaned in the month of August. We remain slightly above target and currently trending to meet our Mission Impossible Goal.
- CCTV Inspections- 12.52 miles of pipe were inspected in August. We are well above our target, and currently trending to meet our Mission Impossible Goal.

Wastewater Maintenance Update

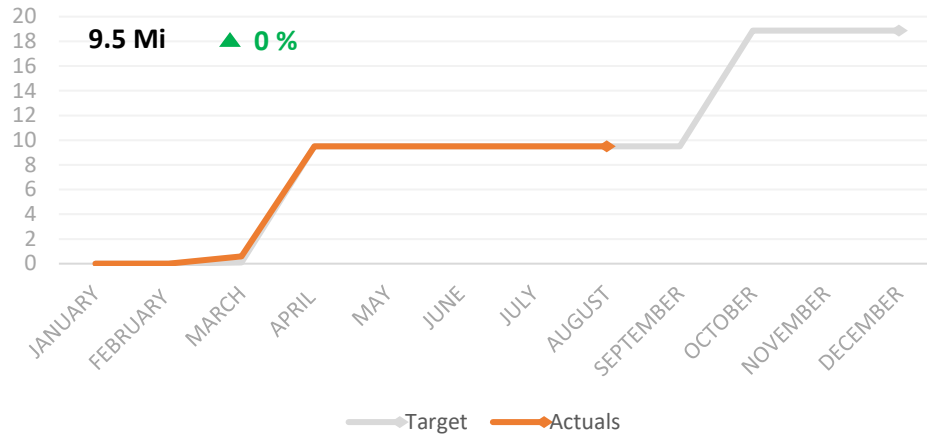
Manhole Inspection



2024 Data:

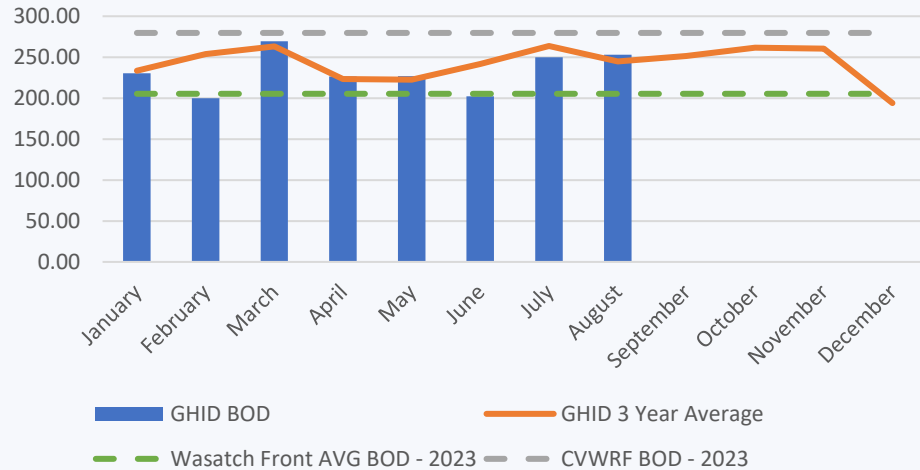
- Manhole Inspections—Pretreatment assisted in getting 39 manhole inspections completed.
- Hotspot Cleaning- We will revisit Hotspot Cleaning in October.

Collection System Hot Spot Cleaning

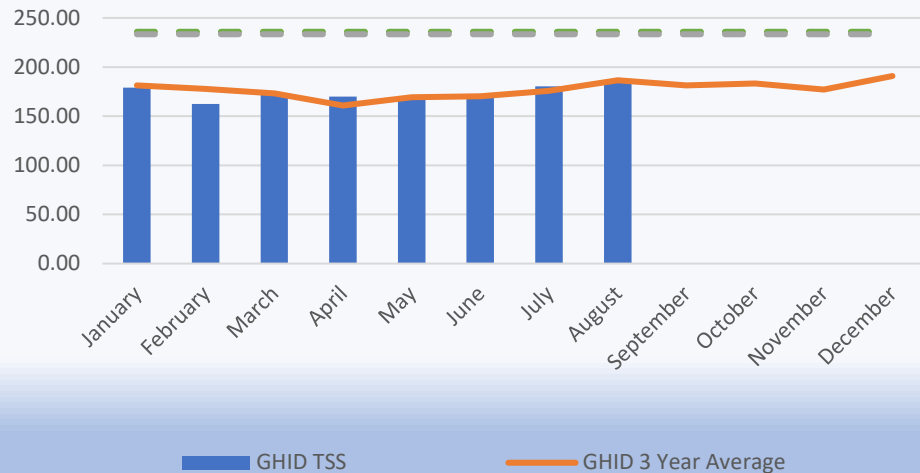


Wastewater Maintenance Update

BOD - Concentration



TSS - Concentration

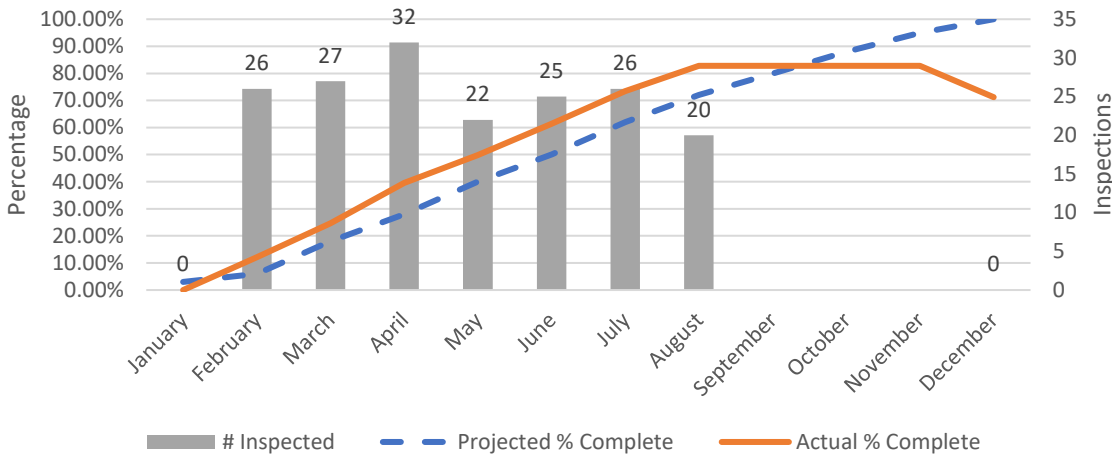


2024 Data:

- Biochemical Oxygen Demand (BOD) and Total Suspended Solids (TSS) are used to measure the overall strength of the sewer.
- The BOD/TSS numbers are an average of the results from a monthly sample.
- The surrounding areas is an annual average of BOD/TSS numbers coming from 2023 data collected from the following entities:
 - South Valley Sewer District
 - South Davis Sewer District
 - Snyderville Basin Water Reclamation Facility
 - Timpanogos Special Service District
 - Springville City

Wastewater Maintenance Update

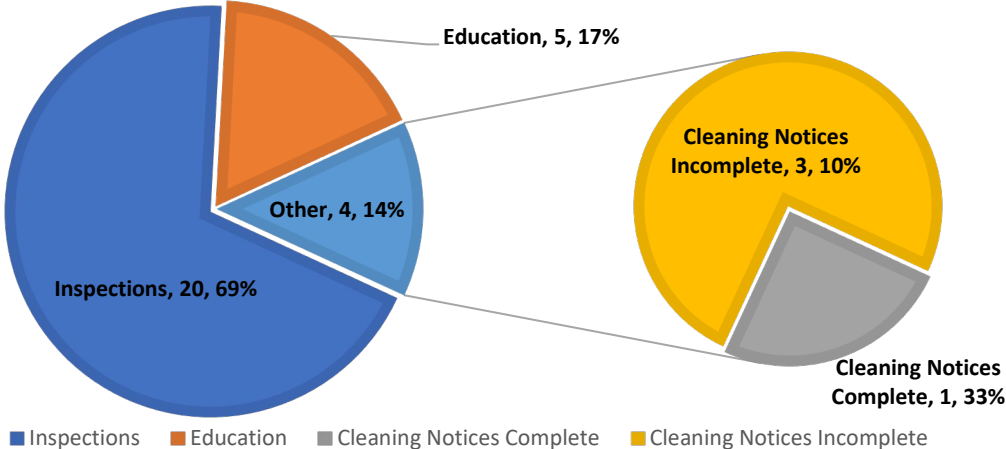
Grease Interceptor Inspections - 2024



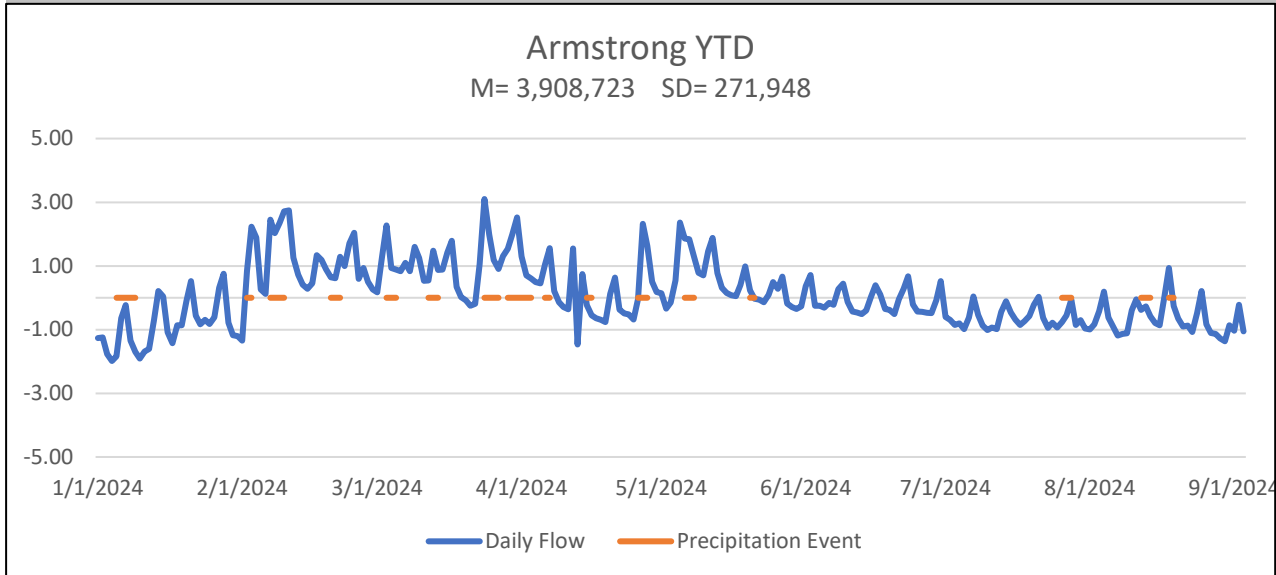
2024 Data:

- Twenty (20) interceptor and sampling manhole inspections were completed in the month August.
- Fats, Oil, Grease and Solids (FOGS) program performed:
 - Five (5) education visits with customers
 - Three (3) Cleaning Notices with One (1) of those notices being completed before the follow-up inspections.

FOG PROGRAM - 2024



Wastewater Maintenance Update



Inflow and Infiltration Plan:

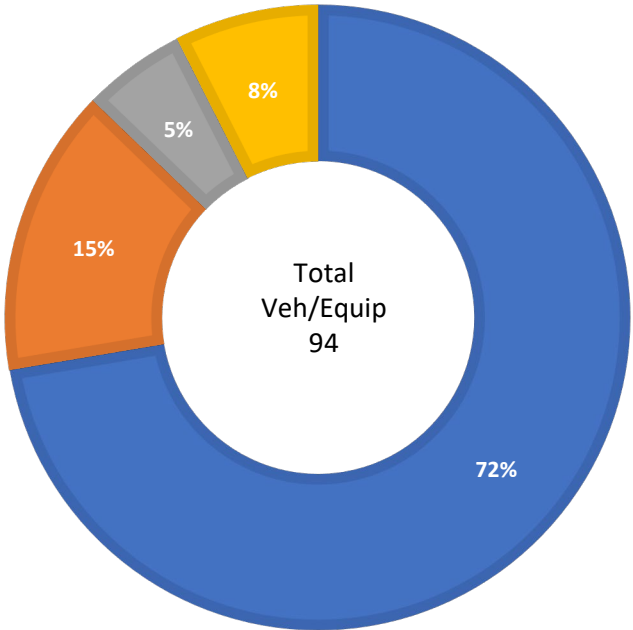
- With the rising cost of wastewater treatment, the goal of the I & I plan is to reduce the amount of non-wastewater entering the system.
- Data analysis, flow measurement equipment, and visual inspections are just some of the strategies being employed to identify I & I.
- Once identified these areas will be targeted for lining, grouting, or other potential sealing solutions.
- Comparisons between culinary water sold and wastewater collected in non-irrigation months show that I & I accounts for an 20% increase in District wastewater treated by CVWRF.
 - A substantial annual savings is possible even if that was reduced by as little as 1%.



Fleet Maintenance Update

AUG 24 FLEET/EQUIPMENT LOS

■ Active: ■ Stopped < 24 hrs. ■ Stopped > 24 hrs. ■ Stopped > 1 week

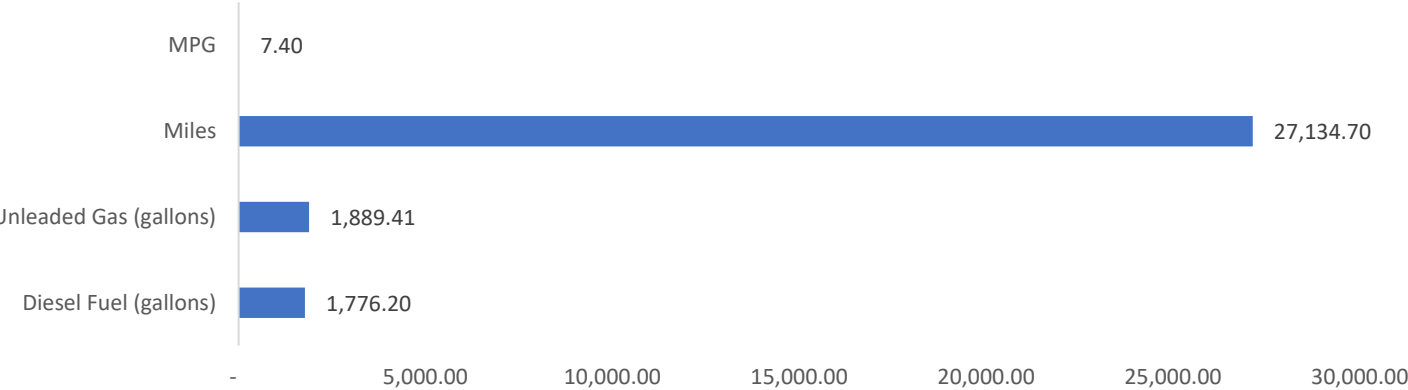


2024 Data:

- Fleet level of service (LOS). The LOS is determined by the number of vehicles/equipment and how long those vehicles/equipment were out of service for repairs at any time during the month.
- Fleet LOS are based on the following categories:
 - Active –were not out of service for repair at all for the month.
 - Stopped < 24 hrs. – were out for repair and back in service on the same day.
 - Stopped > 24 hrs. – were out for repair and not back in service that day but back in service within a week.
 - Stopped > 1 week – were out for repair or unsafe to drive for at least one week before being placed back into service.

Fleet Maintenance Update

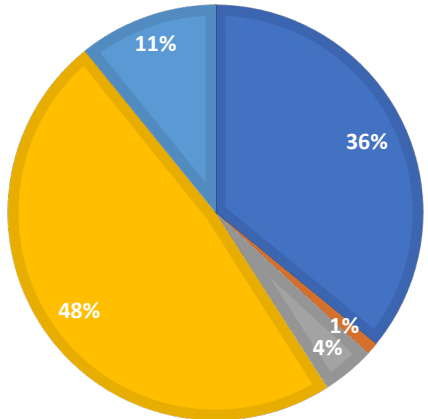
Aug 24 Fuel Usage



	Diesel Fuel (gallons)	Unleaded Gas (gallons)	Miles	MPG
Series1	1,776.20	1,889.41	27,134.70	7.40

AUG 24 FLEET REPAIR ALLOCATION

■ Parts ■ Tires ■ Batteries ■ Internal Labor ■ External Labor



2024 Data:

- Fuel usage shows the amount of diesel fuel used in gallons, the amount of unleaded gasoline used in gallons, the number of miles driven by all vehicles, and the overall average MPG of all vehicles.
- The Fleet repair allocations are for both vehicles and equipment. The categories demonstrate the different areas for the repair cost of the fleet.
- Fleet repair allocations are based on the following categories:
 - Parts – cost of all parts to make the repair.
 - Tires – cost of tire replacement and repairs.
 - Batteries – cost of battery replacements.
 - Internal Labor – cost for internal labor based on a shop rate of \$95/hr.
 - External Labor – cost of any labor for repairs that isn't performed in-house.

Fleet Maintenance Update


Month	PM Hrs.	Repair Hrs.
Jan	41.50	52.90
Feb	20.00	83.90
Mar	18.00	201.50
Apr	34.00	121.50
May	36.25	78.80
Jun	8.50	54.20
Jul	21.20	54.00
Aug	20.50	81.80
Sep		
Oct		
Nov		
Dec		
Total	199.95	728.60
Month	PM \$	Repair \$
Jan	6,714.22	14,641.96
Feb	1,482.91	20,177.45
Mar	2,661.90	30,309.32
Apr	3,230.00	11,542.50
May	2,004.29	11,994.07
Jun	1,140.78	10,808.37
Jul	2,755.76	12,422.23
Aug	3,031.79	17,108.04
Sep		
Oct		
Nov		
Dec		
Total	23,021.65	129,003.94

2024 Data:

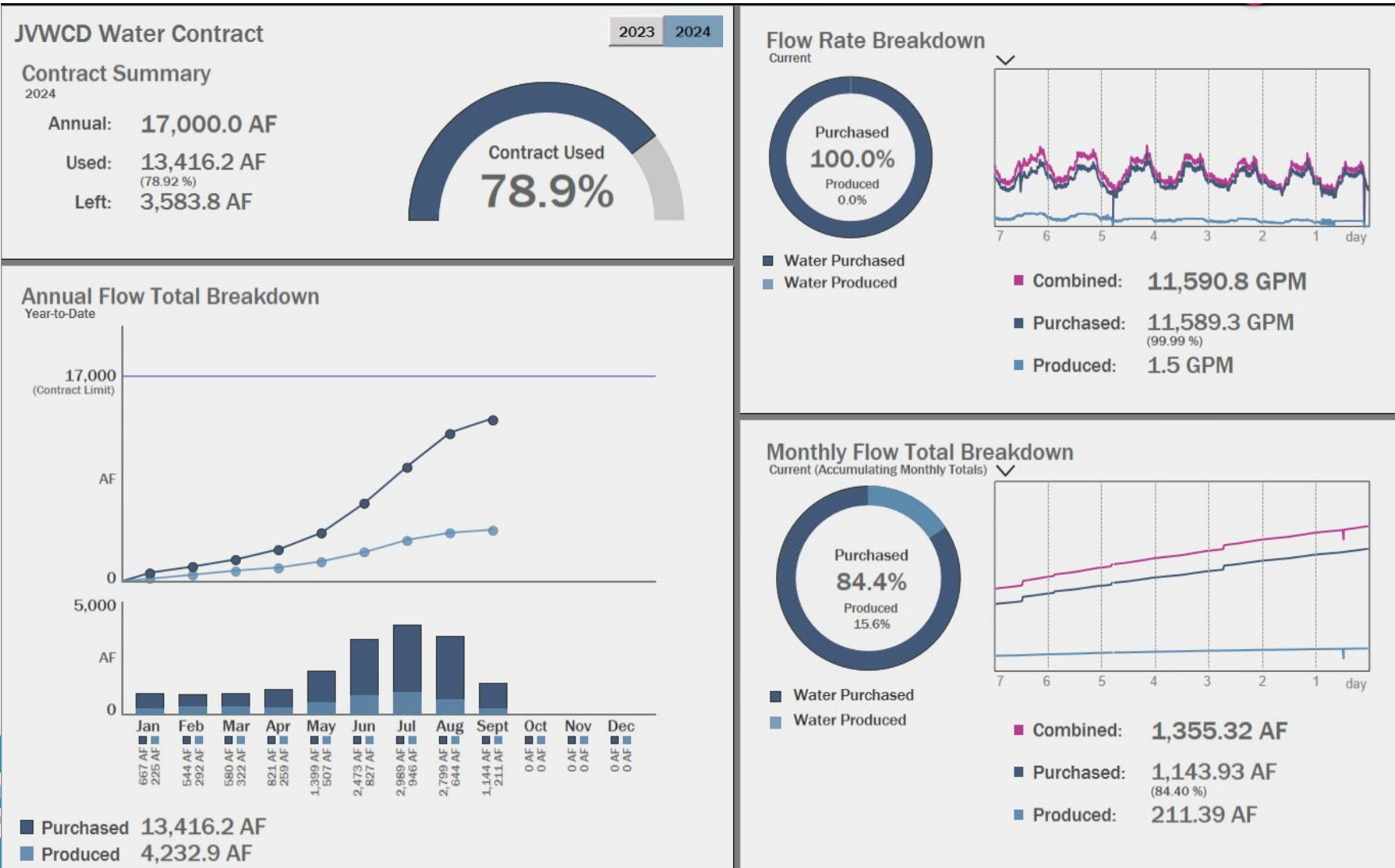
- The APWA industry standard for maintenance vs. repair costs states that Preventative maintenance should account for 30% of all maintenance and repair costs. We track all PM services and repairs by hrs. and cost to evaluate our costs against the APWA standard.



WATER SUPPLY REPORT



September Water Supply Report

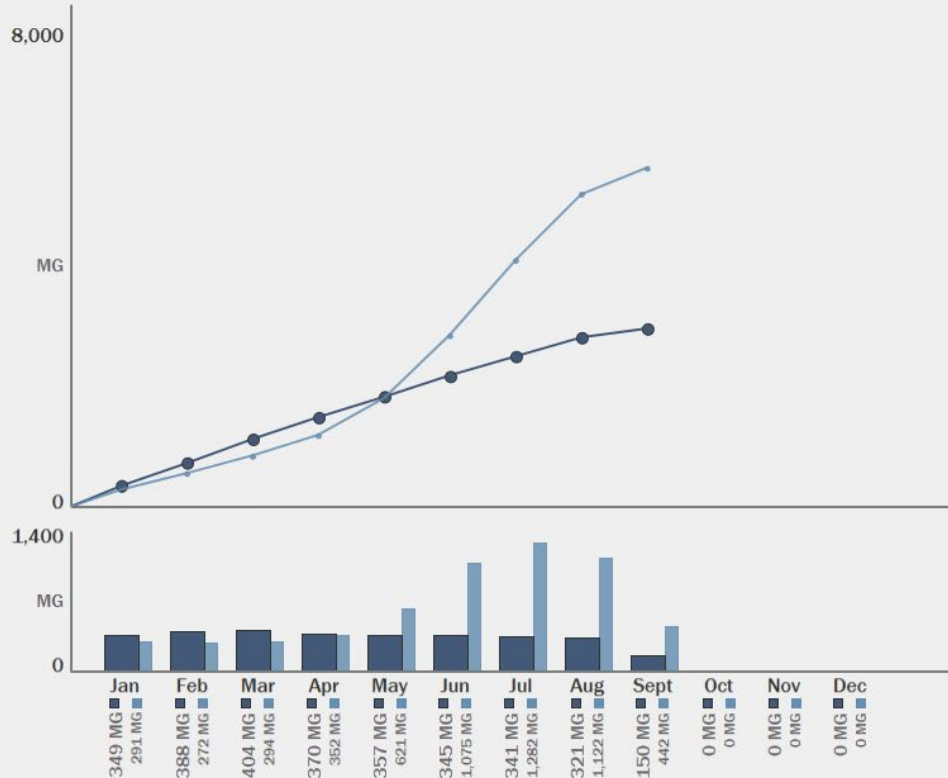


September Sewer Report

GHID Sewer Totals

2023 2024

Annual Flow Total Breakdown Year-to-Date

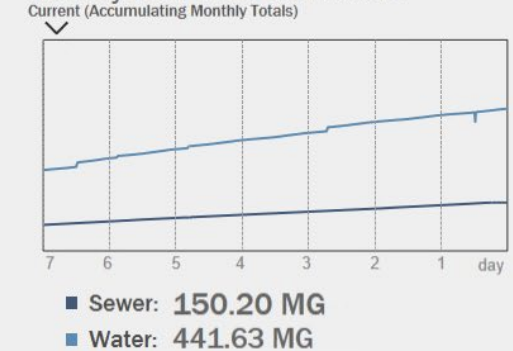


■ Sewer Total **3,026.7 MG**
■ Water Total **5,751.0 MG**

Flow Rate Breakdown



Monthly Flow Total Breakdown



CVI vs "Triple Sewer"





GRANGER-HUNTER
IMPROVEMENT DISTRICT

INFORMATION TECHNOLOGY APPROVAL

September 2024 Board Meeting

2024 Sensus AMI System

Budget: \$77,400.00

2024-2025 Contract: \$72,735.77

Description: Sensus AMI is the District's advanced metering infrastructure system. It is used for real-time reading of our customers water consumption and is integrated with the District's utility billing software.

Approval Requested: Consider approval of a renewal of the Sensus AMI support and maintenance contract in the amount of \$72,735.77





GRANGER-HUNTER
IMPROVEMENT DISTRICT

CAPITAL PROJECTS REPORT

September 2024 Board Meeting

CAPITAL PROJECTS APPROVAL

Bangerter Highway @ 4700 South

Capital Project:	-
Location:	Bangerter Highway @ 4700 South
Project Budget:	-
Consultant:	UDOT Design-Build Team
Contractor:	UDOT Design-Build Team
Design Progress:	100%
Construction Progress:	0%

Project Description: Relocation of a 12” waterline in 4700 South due to the new grade-separated interchange with Bangerter Highway.

Project Update: Construction activities required for the waterline relocation is about to commence.

Franson Civil Engineers was selected from the District’s Approved Vendors List for Engineering Services to perform construction management services for this project. This Consultant has worked with the District in the past and is qualified for the scope of work identified.

UDOT is prepared to enter into another agreement with the District called the Outside Engineering Services Reimbursement Agreement. This will allow UDOT to reimburse the District for the actual cost incurred for Franson Civil Engineers to perform construction management services for the utility relocation.

Staff Recommendation: Motion to approve a construction management contract for the Bangerter Highway @ 4700 South Utility Relocation Project to Franson Civil Engineers in the amount of \$59,902.00 and authorize the General Manager to execute an Outside Engineering Services Reimbursement Agreement with UDOT.

CAPITAL PROJECTS APPROVAL

24K: 6400 W 3100 S Anderson Line Repairs

Capital Project: N/A
 Location: 6400 W 3100 S
 Project Budget: -
 Consultant: PSOMAS
 Contractor: TBD
 Design Progress: 100%
 Construction Progress: 0%

Project Description: Repair of 24-inch Steel Cylindrical Concrete Pipe with HDPE.

Project Update: An Invitation to Bid the construction of the 24K: 6400 W & 3100 S Anderson Line Repairs was posted on the Utah Public Procurement Place (U3P) website. The public bid opening was held on Tuesday, September 4, 2024, and five bids were received as follows:

It is recommended that the low bidder, Geneva Rock Products, Inc. be awarded the construction contract in the amount of \$410,076.00. They have demonstrated successful completion of other similar projects in size and scope with other neighboring agencies.

Staff Recommendation: Motion to approve a construction contract for the 24K: 6400 W 3100 S Anderson Line Repairs to Geneva Rock Products, Inc. In the amount of \$410,076.00.

24K: 6400 W & 3100 S Anderson Line Repairs	
Geneva Rock Products, Inc.	\$410,076.00
Lightning Ridge Excavation, LLC.	\$563,427.00
Lyndon Jones Construction, Inc.	\$764,329.00
Cliff Johnson Excavating	\$886,339.00
VanCon, Inc.	\$972,000.00

CAPITAL PROJECTS APPROVAL

P S O M A S

Balancing the Natural and Built Environment

September 16, 2024

Jeremy Gregory
Granger-Hunter Improvement District
2888 South 3600 West
West Valley City, Utah 84119

Re: Engineers Recommendation of Award - 24K: 6400 West & 3100 South Anderson Line Repairs

Jeremy,

On Wednesday September four bids were publicly opened and read aloud for the above referenced project. Five contractors submitted bids on the project. The low bid was submitted by Geneva Rock Product, Inc in the amount of \$410,076.00. The low bid was the Base Bid plus the Bid Alternate amount. The bids are shown below in Table 1.

Table 1. Bid Results

Contractor	Base Bid	Bid Alternate	Bid Alternate + Base Bid
Geneva Rock Product, Inc	\$418,996.00	(\$8,920)	\$410,076.00
Cliff Johnson Excavating	\$889,614.00	(\$3,275)	\$886,339.00
Lightning Ridge Excavation LLC	\$587,062.00	(\$23,635)	\$563,427.00
Lyndon Jones Construction, Inc	\$751,473.00	12,856	\$764,329.00
Van Con, Inc	\$964,336.00	7,664	\$972,000.00

Psomas has completed a review of the contractor's bid package and believes it to be complete and accurate.

Based on past work that they have done with the District, Psomas recommends Geneva Rock Product, Inc be awarded the construction contract for the 24K: 6400 West & 3100 South Anderson Line Repairs project.

Sincerely,

P S O M A S



Sarah Young, PE, ENV SP
Attachment: Bid Tabulation

11456 South Temple Drive
Suite 200
South Jordan, UT 84095

Tel 801.270.5777
Fax 801.270.5782
www.Psomas.com

INFRASTRUCTURE FUNDING OPPORTUNITIES

Funding Opportunity	Funding Agency	Cost Match	Timeline	Projects	Status
American Rescue Plan Act (ARPA) - \$1.4B to Utah	Drinking Water SRF	Up to 49% Grant Opportunity	Allocated by 2024, Spent by 2026	Redwood Road Waterline Replacement, Ridgeland Pump Station Replacement	Received \$13.8 M - \$2.8M in principal forgiveness and \$11M at 0.5%
Infrastructure and Investment Jobs Act	Drinking Water SRF	Up to 49% Grant Opportunity	Next 5 Years	Redwood Road Waterline Replacement, Ridgeland Pump Station Replacement	
Clean Water State Revolving Fund (CWSRF)	Water Quality Board	Low-interest loans	TBD	Pleasant Valley Lift Station Replacement	TBD
WaterSMART Drought Response Program	Bureau of Reclamation	Up to \$5M in grants per project	Complete	Anderson TWP & Well No. 18 Drilling/Construction	Received \$5M Grant
DNR Division of Water Resources	Board of Water Resources	Used to cover match for WaterSMART	Apply by September 30.	Anderson Water Treatment Plant, Zone 1 Reservoir, Future Well No. 18, Well No. 1 Replacement	TBD
Bipartisan Infrastructure Law (BIL) for Lead Service Line Inventory - \$28M per Year for 5 Years	Utah Division of Drinking Water	Up to \$100,000 per year up to 5 years		Lead Service Line Inventory (Contractor)	Received \$100,000 with 100% principal forgiveness
Emerging Contaminants Funding (Manganese Removal)	Utah Division of Drinking Water	Requesting ~ \$2.5M		Anderson Water Treatment Plant (Wells No. 16 & 18)	Awarded \$2.5M Grant for Anderson WTP
BRIC (Building Resilient Infrastructure and Communities) Grant	FEMA	N/A		Hazard Mitigation Plan	Awarded \$119,998.99
WEEG (Water and Energy Efficiency Grant)	Bureau of Reclamation	50% or less, up to \$500,000 over 2 years	February 2024	Supplement meter purchases to replace obsolete small and large meters.	Not awarded; applying again
Infrastructure and Investment Jobs Act (IIJA) - Community Project Funding	U.S. House of Representatives	Proposing 75/25 Split	April 2024	5400 West Pipeline	Tentatively awarded; waiting for confirmation (\$1.5M)
WaterSMART Drought Response Program	Bureau of Reclamation	Up to \$5M in grants per project	July 2024	Zone 1 Reservoir	Applying in 2025
WaterSMART Planning and Project Design	Bureau of Reclamation	Up to \$400,000 in grants per project	May 2024	For 60% design for projects to be submitted for WaterSMART Drought Response Grant. Zone 1 Reservoir.	Applied - waiting
TOTAL GRANTS:					\$10,519,998.99

2024 WEST VALLEY CITY COST-SHARING

Project	Description	Status	Timeline	WVC Portion	GHID Portion
2024 Asphalt Overlay Project	Various locations throughout West Valley City Raising and lowering district manholes and valve boxes.	Construction	2024	\$26,481	\$52,799
4700 South Reconstruction – Phase III	4700 South Project from 5400 West to 5600 West Relocating fire hydrants, meter boxes, and other district utilities	Construction	2024-2025	\$22,314	\$22,314
Brighton Canal SD Improvements	2600 West to Redwood Road Loop waterline around storm drain	Construction	2024	\$13,350	\$13,350
Cross Towne Trail	Bangerter Highway to 2700 West Relocating fire hydrants and other district utilities	Construction	2024	\$48,855	\$44,645
Lancer Way	3200 West to 2700 West Relocating fire hydrants, meter boxes, mainline, and other district utilities	Design	2024-2025	\$113,050	\$113,050
Parkway Blvd	6400 West to Mountain View Corridor Relocate fire hydrants, meter boxes, mainline, and other district utilities	Construction	2024	\$75,473	\$47,573
2025 Asphalt Overlay Project	Various locations throughout West Valley City Raising and lowering district manholes and valve boxes.	Design	2025	TBD	TBD
4800 West (3100 S to 3500 S)	Relocating fire hydrants, meter boxes, and other district utilities	Concept Development	2026	TBD	TBD
Dartmouth Bridge Replacement	Relocating fire hydrants, meter boxes, and other district utilities	Concept Development	2026	TBD	TBD
3900 S (Redwood to Jordan River)	Relocating fire hydrants, meter boxes, and other district utilities	Environmental	2026	TBD	TBD
2026 Asphalt Overlay Project	Various locations throughout West Valley City Raising and lowering district manholes and valve boxes.	Concept Development	2026	TBD	TBD
TOTAL COST-SHARE:				\$293,731	

CAPITAL PROJECTS UPDATE

20A&I: 3100 South to 4100 South Redwood Road Water and Sewer Project

Capital Project: 20A-Redwood Road Sewer
20I-Redwood Road Water
Location: 3100 South to 4100 South, Redwood Road
Consultant: Bowen Collins & Associates
Contractor: Silver Spur Construction
Design Progress: 100%
Construction Progress: 75%

Project Description: Replace aging distribution piping in Redwood Road and construct a new sewer line running north to provide additional capacity for new growth. The waterline replacement will be funded by the Utah SRF and sewer line will be funded by District impact fees.

Project Update: The contractor is working on installing mainline on the west side of Redwood Road from 3100 South to 3500 South.



Tee Installation

20D: Kent Booster Pump Station Replacement and Tank Purchase

Capital Project: Tank Farm Booster Replacement/Tank Purchase/Energy Improvements Project
Location: 4404 South 4800 West
Consultant: Hansen, Allen & Luce
Contractor: VanCon Inc.
Design Progress: 100%
Construction Progress: 95%

Project Description: Replacement of the existing Kent Booster Pump Station at Tank Farm (4404 South 4800 West), site piping replacements, and purchase of one existing 5 MG Jordan Valley Water tank.

Project Update: The pump startup procedure was performed on September 17 and the results were ideal. The pumps operated within specified parameters and after programming is complete, they will be ready for use. Approximately 50% of the site asphalt has been installed. Site restoration, landscaping, and final paving will be completed by mid-October. The contractor has also started installing equipment in the chlorine room.



HVAC Unit Installation



Asphalt Installed Near Building, Generator, and Tanks

CAPITAL PROJECTS UPDATE

21F: SCADA Modernization Project

Capital Project: SCADA Modifications/Upgrades
Location: Various Sites
Consultant: APCO, Inc.

Project Description: Upgrades and modifications to the District's existing Supervisory Control and Data Acquisition (SCADA) system. This project will modernize the AVEVA System by adding object-based tags and creating high-performance graphics, along with upgrading aging and obsolete hardware.

Project Update: See approval item.

23D: Acord Reservoir Repairs & Recoating

Capital Project: Well No. 12 Reservoir
Location: 1500 W 3100 S
Consultant: Infinity Corrosion Group
Contractor: Viking Industrial Painting
Design Progress: 100%
Construction Progress: 5%

Project Description: Structural repairs and recoating of the 2 MG steel reservoir.

Project Update: The contractor is preparing an alternative estimate to replace the roof rafters instead of the entire roof.



Acord Reservoir Tank

CAPITAL PROJECTS UPDATE

23F: East Rec. Lift Station Improvement Project

Capital Project: East Rec Rehab
Location: 1360 3100 S
Consultant: Horrocks
Contractor: Corrio Construction
Design Progress: 100%
Construction Progress: 85%

Project Description: Replacement of the non-functional cathodic protection system and lining of the wet well.

Project Update: Cathodic Protection system was installed on September 14th and electricians on are site wiring the system.

23G: Chesterfield & Warner Exhaust System Upgrades

Capital Project: Chesterfield Wet Well Exhaust System, Warner Dry Well Exhaust System
Location: 2600 S 5370 W (Warner Upgrades)
1247 W 2320 S (Chesterfield Upgrades)
Consultant: Bowen, Collins, & Associates
Contractor: Pipe Rehab Specialists (Warner Upgrades)
Innovative Sheet Metal (Chesterfield Upgrades)
Design Progress: 100%
Construction Progress: 100% (Warner Upgrades)
20% (Chesterfield Upgrades)

Project Description: Replacement of exhaust systems at both Chesterfield and Warner.

Project Update: Construction for the Chesterfield Exhaust Upgrades is in progress. Work to be completed by the end of September.

CAPITAL PROJECTS UPDATE

23I: Anderson Water Treatment Plant

Capital Project:	Anderson Treatment Plant
Location:	1629 W 2320 S
Consultant:	J-U-B Engineers
Contractor:	TBD
Design Progress:	90%
Construction Progress:	0%

Project Description: Water Treatment Plant at the Well No. 16 site to remove manganese/iron/ammonia from Well No. 16 and future Well No. 18, partially funded by Bureau of Reclamation and DDW Emerging Contaminants Grants.

Project Update: Review of 90% design in progress.

23L: Well No. 18 Drilling & Development

Capital Project:	Well No. 18
Location:	2305 South 1130 West
Consultant:	Hansen, Allen & Luce
Contractor:	TBD
Design Progress:	100%
Construction Progress:	50%

Project Description: Drilling of new Well No. 18 near Well No. 16 as part of the Anderson Water Treatment Plant.

Project Update: The zone test samples have been reviewed and the contractor has started drilling and installing the well casing.



Zone Test Sampling

CAPITAL PROJECTS UPDATE

23L-1: Well No. 18 Equipping

Capital Project:	Well No. 18
Location:	2305 South 1130 West
Consultant:	Hansen, Allen & Luce
Contractor:	TBD
Design Progress:	10%
Construction Progress:	0%

Project Description: Drilling of new Well No. 18 near Well No. 16 as part of the Anderson Water Treatment Plant.

Project Update: Site improvements design is underway. .

23V: Decker Main WWPS Emergency Repairs

Capital Project:	N/A
Location:	2900 S I-215
Consultant:	GHID Staff (Vaults) Bowen, Collins, & Associates (Discharge Header)
Contractor:	TBD
Design Progress:	100% (Header Replacement) 50% (Header Investigation)
Construction Progress:	50% (Vaults) 0% (Discharge Header)

Project Description: Replace coupler and valves in vault and discharge header at the Decker Main Wastewater Pump Station.

Project Update: Condition assessment of the header piping has started. A visual and ultrasonic assessment will be conducted as part of this work.



Scaffold Setup

CAPITAL PROJECTS UPDATE

23W: Acord Booster Pump Flooring and Painting

Capital Project: N/A
Location: 1490 W 3100 S
Consultant: GHID Staff
Contractor: Corrio Construction
Design Progress: 100%
Construction Progress: 30%

Project Description: Epoxy paint the flooring and paint doors.

Project Update: Contractor has suspended work until actuator valves are in stock.

24A: Sewer Rehabilitation Project

Capital Project: 2024 Sewer Lining & Manhole Rehabilitation
Location: Various Sites
Consultant: GHID Staff
Contractor: Inliner Solutions, LLC
Design Progress: 100%
Construction Progress: 100%

Project Description: Rehabilitate wastewater pipeline using CIPP lining method.

Project Update: All CIPP liners have been installed. Inliner Solutions to review a lateral when they return to the area in September and determine if a warranty repair will need to be made.

CAPITAL PROJECTS UPDATE

24E: Fire Hydrant Replacement Project

Capital Project:	Fire Hydrant Replacements
Location:	Various Sites
Consultant:	GHID Staff
Contractor:	HydroVac Excavating, LLC.
Design Progress:	100%
Construction Progress:	0%

Project Description: Replacement of fire hydrants that no longer operate properly and have reached their useful life.

Project Update: HydroVac Excavation submitted their work schedule on September 16th. GHID and Jacques and Associates will meet with the Contractor to discuss the

24F: Sewer Rehabilitation Project

Capital Project:	2024 Sewer Lining & Manhole Rehabilitation
Location:	Various Sites
Consultant:	GHID Staff
Contractor:	Insituform Technologies, LLC
Design Progress:	100%
Construction Progress:	100%

Project Description: Rehabilitate wastewater pipeline using CIPP lining method.

Project Update: All CIPP liners have been all been installed. Insituform performed a spot repair on August 24th for a segment that was installed incorrectly.

CAPITAL PROJECTS UPDATE

24G: Lift Station Pump Replacement

Capital Project:	2024 Lift Station Pump Replacement
Location:	Various Sites
Consultant:	GHID Staff
Contractor:	TBD
Design Progress:	N/A
Construction Progress:	0%

Project Description: Purchase and replace Lift Station Pumps throughout the District.

Project Update: Waiting for the East Rec and Armstrong WWPS pumps to get delivered.

24H: Manhole Rehabilitation Project

Capital Project:	2023 Sewer Lining & Manhole Rehabilitation
Location:	Various Manholes
Consultant:	In-House
Contractor:	Don Calvert Painting & Special Coatings
Design Progress:	100%
Construction Progress:	0%

Project Description: Rehabilitate existing sanitary sewer collection system manholes by repairing cracks, deteriorating concrete, and removing existing liners that are failing and applying an epoxy coating liner to stop leaks and add structural integrity.

Project Update: Don Calvert Painting & Special Coatings' Bid was approved by the board during the August meeting. Construction Documents have been signed by the contractor. Currently reviewing submittals and scheduled a preconstruction meeting on Tuesday, September 24th, and will issue a Notice to Proceed at that time.

CAPITAL PROJECTS UPDATE

24J: Infiltration & Inflow Study

Capital Project: Customer Water Portal & Database Aggregation
 Location: Various Locations
 Consultant:
 Contractor:
 Design Progress:
 Construction Progress:

Project Description: I&I Study utilizing flow metering devices through the District's Sanitary Sewer Collection System to help identify areas with higher I&I that will allow the District to pinpoint repair efforts to alleviate excess flows.

Project Update: After review of proposals, Staff have elected to purchase flow monitoring equipment to perform I&I inspection in-house to help save on cost and deadlines that are required with hiring of a Consultant.

24K: 6400 W 3100 S Anderson Line Repairs

Capital Project: N/A
 Location: 6400 W 3100 S
 Consultant: PSOMAS
 Contractor: TBD
 Design Progress: 100%
 Construction Progress: 0%

Project Description: Repair of 24-inch Steel Cylindrical Concrete Pipe with HDPE.

Project Update: See Capital Project Approvals.

24N: Well No. 16 Redevelopment

Capital Project:	Well No. 1 Redevelopment
Location:	1285 W 2320 S
Consultant:	CRS Engineers
Contractor:	TBD
Design Progress:	25%
Construction Progress:	0%

Project Description: Redevelopment of Well No. 16 ahead of the Anderson WTP construction.

Project Update: Consultant is preparing the project specifications to submit to the Division of Drinking Water and will work with GHID on the Bidding portion of the Task Order Scope after that.

SMALL PROJECTS UPDATE

SRF and BOR Grant Application Assistance

Capital Project: Small Design Support
Location: Various Sites
Consultant: J-U-B Engineers, Inc.
Application Progress: 100%
Construction Progress: N/A

Project Description: Assistance with various grant applications to obtain outside funding.

Project Update: Refer to Infrastructure Funding Opportunities Table for statuses of various grants.

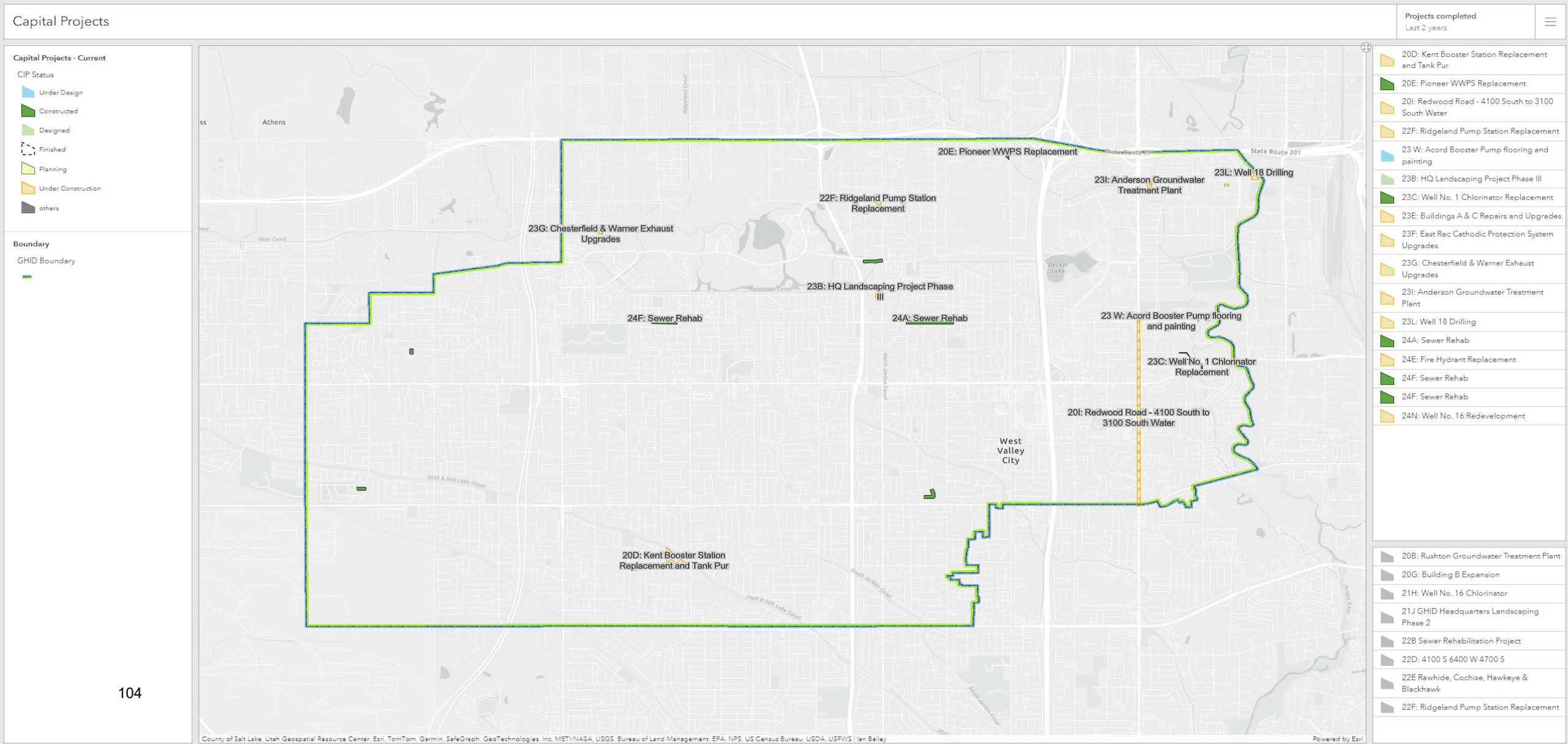
Well No. 4 Study

Capital Project: -
Location: 3643 W Teaberry Drive (5300 S)
Consultant: J-U-B Engineers
Study Progress: 15%
Construction Progress: N/A

Project Description: A study for Well No. 4 and Booster Pump Station to determine rehabilitation options.

Project Update: Study is ongoing.

CAPITAL PROJECTS MAP





Project Activity vs Budget Report By Project Number

Date Range: 01/01/2024 - 12/31/2024

Project Number	Project Name	Group	Project Type	Status					
20A	REDWOOD ROAD SEWERLINE PROJECT	CAP EX	WASTEWATER	Active					
Expenses									
Account Key	Account Name	Encumbrances	Total Budget	Date Range Budget	Beginning Balance	Total Activity	Ending Balance	Budget Remaining	
20ACONSTMGMT	REDWOOD RD SEWER CONSTR...	18,715.00	30,000.00	30,000.00	0.00	0.00	0.00	11,285.00	
20ACONSTRUCTION	REDWOOD RD SEWER CONSTR...	798,079.16	910,000.00	910,000.00	0.00	71,875.84	71,875.84	40,045.00	
20ADESIGN	DESIGN	0.00	49,032.40	0.00	131,311.98	0.00	131,311.98	-82,279.58	
20AINSPECTION	REDWOOD RD SEWER SUPPLE...	6,241.50	58.50	0.00	58.50	0.00	58.50	-6,241.50	
20APERMITS	PERMITS	0.00	30,000.00	30,000.00	0.00	0.00	0.00	30,000.00	
Total Expenses:		823,035.66	1,019,090.90	970,000.00	131,370.48	71,875.84	203,246.32	-7,191.08	
20A Total:		823,035.66	1,019,090.90	970,000.00	131,370.48	71,875.84	203,246.32	-7,191.08	
20B	RUSHTON WATER TREATMENT PLANT	CAP EX	WATER	Active					
Expenses									
Account Key	Account Name	Encumbrances	Total Budget	Date Range Budget	Beginning Balance	Total Activity	Ending Balance	Budget Remaining	
20BCONSTMGMT	CONSTRUCTION MANAGEMENT	0.00	900,867.46	63,000.00	837,867.46	62,436.92	900,304.38	563.08	
20BCONSTRUCTION	CONSTRUCTION	0.00	10,443,797.01	57,000.00	10,386,797.01	56,825.84	10,443,622.85	174.16	
20BEASEMENT	EASEMENTS	0.00	38,580.00	0.00	38,580.00	0.00	38,580.00	0.00	
20BUTILITYWORK	3RD PARTY UTILITY WORK	0.00	386.56	0.00	386.56	0.00	386.56	0.00	
Total Expenses:		0.00	11,383,631.03	120,000.00	11,263,631.03	119,262.76	11,382,893.79	737.24	
20B Total:		0.00	11,383,631.03	120,000.00	11,263,631.03	119,262.76	11,382,893.79	737.24	
20D	KENT PUMP STATION REPLACEMENT ...	CAP EX	WATER	Active					
Expenses									
Account Key	Account Name	Encumbrances	Total Budget	Date Range Budget	Beginning Balance	Total Activity	Ending Balance	Budget Remaining	
20DCHANGEORDER	CONSTRUCTION CHANGE ORD...	37,286.98	54,000.00	54,000.00	0.00	16,433.00	16,433.00	280.02	
20DCONSTMGT	20D CONSTRUCTION MANAG...	139,789.34	687,733.25	550,000.00	190,840.80	175,800.88	366,641.68	181,302.23	
20DCONSTRUCTION	CONSTRUCTION	1,253,661.68	14,444,045.05	3,900,000.00	10,543,345.05	4,177,230.05	14,720,575.10	-1,530,191.73	
20DDESIGNCONTRACT	20D DESIGN CONTRACT	0.00	189,488.10	0.00	8,580.55	0.00	8,580.55	180,907.55	
20DPERMITS/EASEMENTS	PERMITS & EASEMENTS	0.00	56,000.00	50,000.00	6,700.00	35,710.00	42,410.00	13,590.00	
20DTANKPURCHASE	TANK PURCHASE	0.00	1,520,665.00	0.00	1,520,665.00	0.00	1,520,665.00	0.00	
Total Expenses:		1,430,738.00	16,951,931.40	4,554,000.00	12,270,131.40	4,405,173.93	16,675,305.33	-1,154,111.93	
20D Total:		1,430,738.00	16,951,931.40	4,554,000.00	12,270,131.40	4,405,173.93	16,675,305.33	-1,154,111.93	
20E	PIONEER WWPS REPLACEMENT	CAP EX	WASTEWATER	Active					
Expenses									
Account Key	Account Name	Encumbrances	Total Budget	Date Range Budget	Beginning Balance	Total Activity	Ending Balance	Budget Remaining	
20ECONSTMGT	CONSTRUCTION MANAGEMENT	0.00	165,992.90	15,000.00	150,905.74	8,613.50	159,519.24	6,473.66	

Project Activity vs Budget Report

Date Range: 01/01/2024 - 12/31/2024

Project Number	Project Name	Group	Project Type	Status					
20ECONSTRUCTION	CONSTRUCTION		0.00	3,617,211.16	19,000.00	3,598,298.32	-16,560.68	3,581,737.64	35,473.52
20ESCADA	PIONEER WWPS SCADA WORK		0.00	23,726.70	0.00	23,726.70	0.00	23,726.70	0.00
Total Expenses:			0.00	3,806,930.76	34,000.00	3,772,930.76	-7,947.18	3,764,983.58	41,947.18

20E Total: 0.00 3,806,930.76 34,000.00 3,772,930.76 -7,947.18 3,764,983.58 41,947.18

[20I](#)

REDWOOD ROAD WATERLINE PROJECT CAP EX WATER Active

Expenses				Date Range	Beginning		Ending	Budget
Account Key	Account Name	Encumbrances	Total Budget	Budget	Balance	Total Activity	Balance	Remaining
20ICHANGEORDERS	REDWOOD RD WATER CHANGE...	0.00	5,100.00	5,100.00	0.00	5,085.00	5,085.00	15.00
20ICONSTMGMT	REDWOOD RD WATER CONST...	106,078.50	254,489.25	235,000.00	19,489.25	11,675.25	31,164.50	117,246.25
20ICONSTRUCTION	REDWOOD RD WATERLINE CO...	3,300,619.01	11,785,879.88	7,569,863.00	4,216,016.88	4,113,409.11	8,329,425.99	155,834.88
20IDESIGN	DESIGN	0.00	259,513.16	0.00	63,354.79	0.00	63,354.79	196,158.37
20IINSPECTION	REDWOOD RD WATER SUPPLE...	64,905.00	620.00	0.00	620.00	16,615.00	17,235.00	-81,520.00
20IPI	REDWOOD RD PUBLIC INVOLV...	14,800.34	67,267.06	50,000.00	17,267.06	17,267.05	34,534.11	17,932.61
Total Expenses:		3,486,402.85	12,372,869.35	7,859,963.00	4,316,747.98	4,164,051.41	8,480,799.39	405,667.11

20I Total: 3,486,402.85 12,372,869.35 7,859,963.00 4,316,747.98 4,164,051.41 8,480,799.39 405,667.11

[21F](#)

SCADA MASTER PLAN CAP EX FACILITIES Active

Expenses				Date Range	Beginning		Ending	Budget
Account Key	Account Name	Encumbrances	Total Budget	Budget	Balance	Total Activity	Balance	Remaining
21FCONTRACT	CONTRACT	90,504.60	371,009.27	176,000.00	194,349.27	85,704.18	280,053.45	451.22
21FPRVPANELS	PRV PANELS	194,163.86	195,000.00	195,000.00	0.00	0.00	0.00	836.14
21FWIN911	WIN911 SOFTWARE	0.00	0.00	0.00	660.00	0.00	660.00	-660.00
Total Expenses:		284,668.46	566,009.27	371,000.00	195,009.27	85,704.18	280,713.45	627.36

21F Total: 284,668.46 566,009.27 371,000.00 195,009.27 85,704.18 280,713.45 627.36

[22F](#)

RIDGELAND PUMP STATION REPLAC... CAP EX WATER Active

Expenses				Date Range	Beginning		Ending	Budget
Account Key	Account Name	Encumbrances	Total Budget	Budget	Balance	Total Activity	Balance	Remaining
22FCHANGEORDER	CONSTRUCTION CHANGE ORD...	11,033.32	173,368.33	42,225.00	131,143.33	29,043.97	160,187.30	2,147.71
22FCONSTMGMT	CONSTRUCTION MANAGEMENT	0.00	136,825.29	50,000.00	86,825.29	64,417.71	151,243.00	-14,417.71
22FCONSTMGMTAMEND	22F CONSTRUCTION MANAGE...	14,976.67	43,000.00	43,000.00	0.00	25,853.33	25,853.33	2,170.00
22FCONSTRUCTION	CONSTRUCTION	172,564.55	2,939,832.45	1,827,275.00	1,112,557.45	1,640,139.25	2,752,696.70	14,571.20
22FDESIGN	DESIGN	0.00	328,056.46	0.00	328,056.46	0.00	328,056.46	0.00
22FPERMITS	WVC PERMIT FEES	0.00	1,767.00	0.00	1,767.00	0.00	1,767.00	0.00
Total Expenses:		198,574.54	3,622,849.53	1,962,500.00	1,660,349.53	1,759,454.26	3,419,803.79	4,471.20

22F Total: 198,574.54 3,622,849.53 1,962,500.00 1,660,349.53 1,759,454.26 3,419,803.79 4,471.20

[22H](#)

WATER INNOVATION & METER TESTI... CAP EX FACILITIES Active

Expenses				Date Range	Beginning		Ending	Budget
Account Key	Account Name	Encumbrances	Total Budget	Budget	Balance	Total Activity	Balance	Remaining
22HCONSTBATH	WATER INNOVATION CENTER ...	0.00	15,000.00	15,000.00	0.00	0.00	0.00	15,000.00

Project Activity vs Budget Report

Date Range: 01/01/2024 - 12/31/2024

Project Number	Project Name	Group	Project Type	Status					
	22HCONSTRUCTION	CONSTRUCTION	0.00	138,879.66	0.00	138,879.66	0.00	138,879.66	0.00
		Total Expenses:	0.00	153,879.66	15,000.00	138,879.66	0.00	138,879.66	15,000.00
		22H Total:	0.00	153,879.66	15,000.00	138,879.66	0.00	138,879.66	15,000.00

[23C](#)

Expenses		Date Range	Beginning	Ending	Budget
Account Key	Account Name	Budget	Balance	Balance	Remaining
	WELL NO. 1 CHLORINATOR	Active			
23C DESIGN	23C DESIGN	0.00	30,700.00	30,700.00	0.00
23CCHANGEORDER	23C CONSTRUCTION CHANGE ...	0.00	8,000.00	7,852.68	147.32
23CCONSTMGMT	23C CONSTRUCTION MANAGE...	0.00	23,069.50	13,069.50	6,469.50
23CCONSTRUCTION	WELL NO. 1 CONSTRUCTION	0.00	541,380.00	344,880.00	38,918.84
	Total Expenses:	0.00	603,149.50	388,649.50	45,535.66
	23C Total:	0.00	603,149.50	388,649.50	45,535.66

[23D](#)

Expenses		Date Range	Beginning	Ending	Budget
Account Key	Account Name	Budget	Balance	Balance	Remaining
	ACORD RESERVOIR REPAIR & RECOAT...	Active			
23DCONSTAMEND	23D CONSTRUCTION MANAG...	0.00	0.00	0.00	0.00
23DCONSTMGMT	CONSTRUCTION MANAGEMENT	61,453.96	81,000.00	7,936.86	11,609.18
23DCONSTRUCTION	CONSTRUCTION	1,002,664.00	1,080,000.00	15,066.00	62,270.00
23DDESIGN	23D ENGINEERING DESIGN	4,340.55	62,403.22	6,756.23	23,903.22
	Total Expenses:	1,068,458.51	1,223,403.22	27,403.22	97,782.40
	23D Total:	1,068,458.51	1,223,403.22	27,403.22	97,782.40

[23E](#)

Expenses		Date Range	Beginning	Ending	Budget
Account Key	Account Name	Budget	Balance	Balance	Remaining
	BUILDINGS A B & C UPGRADES AND ...	Active			
23EBLDGACHANGEORDER	BUILDING A CHANGE ORDERS	3,074.17	16,570.00	13,260.08	235.75
23EBLDGACONSTAMEND	CM AMANDEMENTS FOR BLDG...	0.00	770.00	770.00	0.00
23EBLDGADESIGNAMEND	DESIGN AMENDMENT FOR BUI...	238.64	6,781.36	6,781.36	-238.64
23EBLDGBCHANGEORDER	BUILDING B CHANGE ORDERS	3,713.20	8,522.00	3,873.43	935.37
23EBLDGBDESIGNAMEND	DESIGN AMENDMENT FOR BUI...	383.13	1,016.87	1,016.87	-383.13
23EBLDGCCHANGEORDER	BUILDING C CHANGE ORDERS	901.33	5,022.00	4,051.43	69.24
23EBLDGCDESIGNAMEND	DESIGN AMENDMENT FOR BUI...	0.00	200.00	200.00	0.00
23EBUILDINGACM	BUILDING A CONSTRUCTION ...	0.00	798.22	1,740.71	-1,740.71
23EBUILDINGACONST	BUILDING A CONSTRUCTION	0.00	262,240.00	271,610.38	-9,370.38
23EBUILDINGADESIGN	BUILDING A DESIGN	0.00	8,473.43	8,473.43	0.00
23EBUILDINGBCM	BUILDING B CONSTRUCTION ...	0.00	252.89	794.73	-541.84
23EBUILDINGBCONST	BUILDING B CONSTRUCTION	0.00	65,000.00	64,993.57	6.43
23EBUILDINGBDESIGN	BUILDING B DESIGN	0.00	5,167.53	5,167.53	0.00
23EBUILDINGCCM	BUILDING C CONSTRUCTION M...	697.08	980.01	2,423.26	-2,140.33
23EBUILDINGCCONST	BUILDING C CONSTRUCTION	0.00	306,999.80	277,897.97	29,101.83
23EBUILDINGCDESIGN	BUILDING C DESIGN	0.00	9,755.04	9,755.04	0.00

Project Activity vs Budget Report

Date Range: 01/01/2024 - 12/31/2024

Project Number	Project Name	Group	Project Type	Status					
	23EOFFICESUPPLIES	BUILDING A OFFICE IMPROVE...	7,412.00	20,000.00	20,000.00	0.00	10,990.65	10,990.65	1,597.35
	23EPROGRAM	BUILDING A 2ND FLOOR PROG...	0.00	595.00	595.00	0.00	595.00	0.00	595.00
	23EROOFCONSTMGMT	BUILDING A REROOF CONSTRU...	0.00	3,360.00	3,360.00	0.00	3,360.00	0.00	3,360.00
	23EROOFCONSTRUCTION	BUILDING A REROOF CONSTRU...	0.00	177,188.60	177,188.60	0.00	177,188.60	0.00	177,188.60
	23EROOFDESIGN	BUILDING A REROOF DESIGN	0.00	13,440.00	13,440.00	0.00	13,440.00	0.00	13,440.00
	Total Expenses:		16,419.55	913,132.75	614,637.00	298,495.75	580,686.51	879,182.26	17,530.94
	23E Total:		16,419.55	913,132.75	614,637.00	298,495.75	580,686.51	879,182.26	17,530.94

[23F](#) EAST REC CATHOTIC PROTECTION & ... CAP EX WASTEWATER Active

Expenses	Account Key	Account Name	Encumbrances	Total Budget	Date Range Budget	Beginning Balance	Total Activity	Ending Balance	Budget Remaining
	23FCONSTMGMT	CONSTRUCTION MANAGMENT	28,189.00	42,000.00	42,000.00	0.00	13,811.00	13,811.00	0.00
	23FCONSTR	CONSTRUCTION	96,999.00	558,000.00	558,000.00	0.00	445,814.00	445,814.00	15,187.00
	23FDEDISGN	DESIGN	10,500.92	17,349.58	0.00	17,349.58	20,949.50	38,299.08	-31,450.42
	Total Expenses:		135,688.92	617,349.58	600,000.00	17,349.58	480,574.50	497,924.08	-16,263.42
	23F Total:		135,688.92	617,349.58	600,000.00	17,349.58	480,574.50	497,924.08	-16,263.42

[23G](#) CHESTERFIELD & WARNER EXHAUST ... CAP EX WASTEWATER Active

Expenses	Account Key	Account Name	Encumbrances	Total Budget	Date Range Budget	Beginning Balance	Total Activity	Ending Balance	Budget Remaining
	23G Design	23G Design	0.00	20,090.75	0.00	20,090.75	2,809.25	22,900.00	-2,809.25
	23G DESIGN AMEND	Design Amendments	0.00	0.00	0.00	0.00	0.00	0.00	0.00
	23GCHANGEORDER	CHESTERFIELD WWPS EXHAUST...	598.88	800.00	800.00	0.00	184.97	184.97	16.15
	23GCONSTMGMT	23G CONSTRUCTION MANAG...	3,576.50	5,300.00	5,300.00	0.00	1,723.50	1,723.50	0.00
	23GCONSTR	CONSTRUCTION	40,018.12	106,000.00	78,500.00	27,500.00	12,359.88	39,859.88	26,122.00
	Total Expenses:		44,193.50	132,190.75	84,600.00	47,590.75	17,077.60	64,668.35	23,328.90
	23G Total:		44,193.50	132,190.75	84,600.00	47,590.75	17,077.60	64,668.35	23,328.90

[23I](#) ANDERSON WTP CAP EX WATER Active

Expenses	Account Key	Account Name	Encumbrances	Total Budget	Date Range Budget	Beginning Balance	Total Activity	Ending Balance	Budget Remaining
	23I Design	Anderson WTP Design	291,643.31	731,196.81	700,000.00	31,196.81	422,960.58	454,157.39	-14,603.89
	23I DESIGN AMENDMENT	ANDERSON WTP DESIGN AME...	14,855.70	19,300.00	19,300.00	0.00	4,444.30	4,444.30	0.00
	23I Scoping Anderson Wate	Anderson WTP Scoping Update	0.00	9,639.90	0.00	9,639.90	0.00	9,639.90	0.00
	23ICONSTR	ANDERSTON CONSTRUCTION	482,047.16	980,700.00	980,700.00	0.00	1,903.00	1,903.00	496,749.84
	Total Expenses:		788,546.17	1,740,836.71	1,700,000.00	40,836.71	429,307.88	470,144.59	482,145.95
	23I Total:		788,546.17	1,740,836.71	1,700,000.00	40,836.71	429,307.88	470,144.59	482,145.95

[23K](#) LARGE METER VAULT REPLUMBS CAP EX WATER Active

Expenses	Account Key	Account Name	Encumbrances	Total Budget	Date Range Budget	Beginning Balance	Total Activity	Ending Balance	Budget Remaining
	23KMATERIALS	MATERIALS FOR IN-HOUSE ME...	0.00	75,966.75	0.00	75,966.75	0.00	75,966.75	0.00

Project Activity vs Budget Report

Date Range: 01/01/2024 - 12/31/2024

Project Number	Project Name	Group	Project Type	Status					
		Total Expenses:	0.00	75,966.75	0.00	75,966.75	0.00	75,966.75	0.00
		23K Total:	0.00	75,966.75	0.00	75,966.75	0.00	75,966.75	0.00
23L	WATTS WELL NO. 18 DRILLING & EQU...	CAP EX	WATER	Active					
	Expenses			Date Range	Beginning		Ending	Budget	
	Account Key	Account Name	Encumbrances	Total Budget	Budget	Balance	Total Activity	Balance	Remaining
	23LCONSTMGMT-PH1	23L WELL 18 CONSTRUCTION ...	68,420.85	82,000.00	82,000.00	0.00	16,565.45	16,565.45	-2,986.30
	23LCONSTMGMT-PH2	23L WELL 18 CONSTRUCTION ...	0.00	0.00	0.00	0.00	0.00	0.00	0.00
	23LCONSTRUCTION-PH1	23L WELL 18 CONSTRUCTION ...	1,134,924.20	1,368,000.00	1,368,000.00	0.00	232,605.80	232,605.80	470.00
	23LCONSTRUCTION-PH2	23L WELL 18 CONSTRUCTION ...	505,250.00	505,250.00	505,250.00	0.00	0.00	0.00	0.00
	23LDESIGN	23L DESIGN ENGINEERING	268,597.75	460,144.25	428,000.00	32,144.25	53,486.65	85,630.90	105,915.60
	23LDESIGNAMENDMENT	23L WELL 18 DESIGN AMENDM...	11,237.00	17,000.00	17,000.00	0.00	5,263.00	5,263.00	500.00
	23LLANDPURCHASE	23L WELL 18 LAND PURCHASE	325,000.00	335,000.00	335,000.00	0.00	10,000.00	10,000.00	0.00
	23LPERMITS	WELL 18 PERMITS AND OTHER	0.00	25,000.00	25,000.00	0.00	0.00	0.00	25,000.00
		Total Expenses:	2,313,429.80	2,792,394.25	2,760,250.00	32,144.25	317,920.90	350,065.15	128,899.30
		23L Total:	2,313,429.80	2,792,394.25	2,760,250.00	32,144.25	317,920.90	350,065.15	128,899.30
23PVLAND	PLEASANT VALLEY LIFTS STATION PRO...	CAP EX	WASTEWATER	Future					
	Expenses			Date Range	Beginning		Ending	Budget	
	Account Key	Account Name	Encumbrances	Total Budget	Budget	Balance	Total Activity	Balance	Remaining
	23PVLAND	LAND PURCHASE	0.00	250,000.00	250,000.00	0.00	0.00	0.00	250,000.00
	23PVLDESIGN	PLEASANT VALLEY LIFT STATION..	0.00	350,000.00	350,000.00	0.00	0.00	0.00	350,000.00
		Total Expenses:	0.00	600,000.00	600,000.00	0.00	0.00	0.00	600,000.00
		23PVLAND Total:	0.00	600,000.00	600,000.00	0.00	0.00	0.00	600,000.00
23Q	PRV VAULT ELECTRICAL UPGRADES	CAP EX	FACILITIES	Active					
	Expenses			Date Range	Beginning		Ending	Budget	
	Account Key	Account Name	Encumbrances	Total Budget	Budget	Balance	Total Activity	Balance	Remaining
	23QPROJECT	PRV VAULT ELECTRICAL	0.00	82,968.70	15,000.00	67,968.70	12,774.78	80,743.48	2,225.22
		Total Expenses:	0.00	82,968.70	15,000.00	67,968.70	12,774.78	80,743.48	2,225.22
		23Q Total:	0.00	82,968.70	15,000.00	67,968.70	12,774.78	80,743.48	2,225.22
23T	ZONE 1 RESERVOIR	CAP EX	WATER	Active					
	Expenses			Date Range	Beginning		Ending	Budget	
	Account Key	Account Name	Encumbrances	Total Budget	Budget	Balance	Total Activity	Balance	Remaining
	23TLANDPURCHASE	LAND PURCHASE	0.00	1,996,121.85	0.00	1,996,121.85	0.00	1,996,121.85	0.00
	23TPERMITS	PERMITS	0.00	5,000.00	0.00	5,000.00	0.00	5,000.00	0.00
		Total Expenses:	0.00	2,001,121.85	0.00	2,001,121.85	0.00	2,001,121.85	0.00
		23T Total:	0.00	2,001,121.85	0.00	2,001,121.85	0.00	2,001,121.85	0.00
23V	DECKER MAIN EMERGENCY REPAIRS	CAP EX	WASTEWATER	Active					

Project Activity vs Budget Report

Date Range: 01/01/2024 - 12/31/2024

Project Number	Project Name	Group	Project Type	Status					
Expenses									
Account Key	Account Name	Encumbrances	Total Budget	Date Range Budget	Beginning Balance	Total Activity	Ending Balance	Budget Remaining	
23VCONSTMGMT	23V CONST MGMT HEADER PIP...	21,444.76	22,604.00	22,604.00	0.00	0.00	0.00	1,159.24	
23VCONSTR	DECKER MAIN EMERGENCY CO...	0.00	280,000.00	280,000.00	0.00	263,593.08	263,593.08	16,406.92	
23VDESIGN	23V DESIGN FOR HEADER PIPI...	2,461.24	26,046.00	26,046.00	0.00	24,744.00	24,744.00	-1,159.24	
	Total Expenses:	23,906.00	328,650.00	328,650.00	0.00	288,337.08	288,337.08	16,406.92	
	23V Total:	23,906.00	328,650.00	328,650.00	0.00	288,337.08	288,337.08	16,406.92	
23W	ACORD BOOSTER PUMP FLOORING A...	CAP EX	FACILITIES	Active					
Expenses									
Account Key	Account Name	Encumbrances	Total Budget	Date Range Budget	Beginning Balance	Total Activity	Ending Balance	Budget Remaining	
23WCHANGEORDER	CONSTRUCTION CHANGE ORD...	13,997.03	24,000.00	24,000.00	0.00	5,789.60	5,789.60	4,213.37	
23WCONSTRUCTION	CONSTRUCTION	0.00	6,000.00	6,000.00	0.00	5,565.83	5,565.83	434.17	
	Total Expenses:	13,997.03	30,000.00	30,000.00	0.00	11,355.43	11,355.43	4,647.54	
	23W Total:	13,997.03	30,000.00	30,000.00	0.00	11,355.43	11,355.43	4,647.54	
24A	2024 SEWER REHABILITATION PROJECT	CAP EX	WASTEWATER	Active					
Expenses									
Account Key	Account Name	Encumbrances	Total Budget	Date Range Budget	Beginning Balance	Total Activity	Ending Balance	Budget Remaining	
24ACHANGEORDERS	CONSTRUCTION CHANGE ORD...	0.00	0.00	0.00	0.00	0.00	0.00	0.00	
24ACONSTRUCTION	CONSTRUCTION	0.00	795,000.00	795,000.00	0.00	538,978.94	538,978.94	256,021.06	
	Total Expenses:	0.00	795,000.00	795,000.00	0.00	538,978.94	538,978.94	256,021.06	
	24A Total:	0.00	795,000.00	795,000.00	0.00	538,978.94	538,978.94	256,021.06	
24B	2024 SEWER FLOW MONITORING EQU..	CAP EX	WASTEWATER	Active					
Expenses									
Account Key	Account Name	Encumbrances	Total Budget	Date Range Budget	Beginning Balance	Total Activity	Ending Balance	Budget Remaining	
24BEQUIP	SEWER FLOW MONITORING E...	0.00	16,432.35	16,432.35	0.00	16,432.35	16,432.35	0.00	
	Total Expenses:	0.00	16,432.35	16,432.35	0.00	16,432.35	16,432.35	0.00	
	24B Total:	0.00	16,432.35	16,432.35	0.00	16,432.35	16,432.35	0.00	
24C	2024 LARGE METER VAULT REPLUMBS	CAP EX	WATER	Active					
Expenses									
Account Key	Account Name	Encumbrances	Total Budget	Date Range Budget	Beginning Balance	Total Activity	Ending Balance	Budget Remaining	
24CVAULTREPLUMBS	LARGE METER VAULT REPLUM...	56,527.15	630,000.00	630,000.00	0.00	70,909.49	70,909.49	502,563.36	
	Total Expenses:	56,527.15	630,000.00	630,000.00	0.00	70,909.49	70,909.49	502,563.36	
	24C Total:	56,527.15	630,000.00	630,000.00	0.00	70,909.49	70,909.49	502,563.36	
24CHERRY	CHERRYWOOD VILLAGE WATERLINE R...	CAP EX	WATER	Future					
Expenses									
Account Key	Account Name	Encumbrances	Total Budget	Date Range Budget	Beginning Balance	Total Activity	Ending Balance	Budget Remaining	
24CHERRYDESIGN	DESIGN	0.00	100,000.00	100,000.00	0.00	0.00	0.00	100,000.00	

Project Activity vs Budget Report

Date Range: 01/01/2024 - 12/31/2024

Project Number	Project Name	Group	Project Type	Status					
		Total Expenses:	0.00	100,000.00	100,000.00	0.00	0.00	0.00	100,000.00
		24CHERRY Total:	0.00	100,000.00	100,000.00	0.00	0.00	0.00	100,000.00
24CHLORANALYZERS	2024 CHLORINE ANALYZERS	CAP EX	FACILITIES	Active					
	Expenses			Date Range	Beginning		Ending	Budget	
	Account Key	Account Name	Encumbrances	Total Budget	Budget	Balance	Total Activity	Balance	Remaining
	24CHORANALYZERS	CHLORINE ANALYZERS	0.00	17,500.00	17,500.00	0.00	0.00	0.00	17,500.00
		Total Expenses:	0.00	17,500.00	17,500.00	0.00	0.00	0.00	17,500.00
		24CHLORANALYZERS Total:	0.00	17,500.00	17,500.00	0.00	0.00	0.00	17,500.00
24CUSTPORTAGG	2024 CUSTOMER PORTAL AGGREGAT...	CAP EX	FACILITIES	Active					
	Expenses			Date Range	Beginning		Ending	Budget	
	Account Key	Account Name	Encumbrances	Total Budget	Budget	Balance	Total Activity	Balance	Remaining
	24CUSTPORTAGG	CUSTOMER PORTAL AGGREGAT...	0.00	133,567.65	133,567.65	0.00	0.00	0.00	133,567.65
		Total Expenses:	0.00	133,567.65	133,567.65	0.00	0.00	0.00	133,567.65
		24CUSTPORTAGG Total:	0.00	133,567.65	133,567.65	0.00	0.00	0.00	133,567.65
24CYBEREQUIP	2024 CYBERSECURITY EQUIPMENT	CAP EX	FACILITIES	Active					
	Expenses			Date Range	Beginning		Ending	Budget	
	Account Key	Account Name	Encumbrances	Total Budget	Budget	Balance	Total Activity	Balance	Remaining
	24CYBEREQUIP	CYBERSECURITY EQUIPMENT	0.00	35,000.00	35,000.00	0.00	0.00	0.00	35,000.00
		Total Expenses:	0.00	35,000.00	35,000.00	0.00	0.00	0.00	35,000.00
		24CYBEREQUIP Total:	0.00	35,000.00	35,000.00	0.00	0.00	0.00	35,000.00
24D	2024 CHANNEL GRINDERS	CAP EX	WASTEWATER	Active					
	Expenses			Date Range	Beginning		Ending	Budget	
	Account Key	Account Name	Encumbrances	Total Budget	Budget	Balance	Total Activity	Balance	Remaining
	24D	2024 CHANNEL GRINDERS	0.00	107,000.00	107,000.00	0.00	91,824.22	91,824.22	15,175.78
		Total Expenses:	0.00	107,000.00	107,000.00	0.00	91,824.22	91,824.22	15,175.78
		24D Total:	0.00	107,000.00	107,000.00	0.00	91,824.22	91,824.22	15,175.78
24E	2024 FIRE HYDRANT REPLACEMENT	CAP EX	WATER	Future					
	Expenses			Date Range	Beginning		Ending	Budget	
	Account Key	Account Name	Encumbrances	Total Budget	Budget	Balance	Total Activity	Balance	Remaining
	24ECHANGEORDERS	CONSTRUCTION CHANGE ORD...	0.00	0.00	0.00	0.00	0.00	0.00	0.00
	24ECONSTRUCTION	CONSTRUCTION	744,550.00	750,000.00	750,000.00	0.00	0.00	0.00	5,450.00
	24EPI	24E PUBLIC INVOLVEMENT	32,325.89	33,000.00	33,000.00	0.00	0.00	0.00	674.11
		Total Expenses:	776,875.89	783,000.00	783,000.00	0.00	0.00	0.00	6,124.11
		24E Total:	776,875.89	783,000.00	783,000.00	0.00	0.00	0.00	6,124.11
24F	2024 SEWER REHABILITATION PROJECT	CAP EX	WASTEWATER	Active					

Project Activity vs Budget Report

Date Range: 01/01/2024 - 12/31/2024

Project Number	Project Name	Group	Project Type	Status					
	Expenses				Date Range	Beginning		Ending	Budget
	Account Key	Account Name	Encumbrances	Total Budget	Budget	Balance	Total Activity	Balance	Remaining
	24FCHANGEORDERS	CONSTRUCTION CHANGE ORD...	0.00	0.00	0.00	0.00	0.00	0.00	0.00
	24FCONSTRUCTION	CONSTRUCTION	377,747.00	380,000.00	380,000.00	0.00	0.00	0.00	2,253.00
		Total Expenses:	377,747.00	380,000.00	380,000.00	0.00	0.00	0.00	2,253.00
		24F Total:	377,747.00	380,000.00	380,000.00	0.00	0.00	0.00	2,253.00
24G	2024 LIFT STATION PUMP REPLACEM...	CAP EX	WASTEWATER	Active					
	Expenses				Date Range	Beginning		Ending	Budget
	Account Key	Account Name	Encumbrances	Total Budget	Budget	Balance	Total Activity	Balance	Remaining
	24G	2024 LIFT STATION PUMP REPL...	101,519.00	140,000.00	140,000.00	0.00	0.00	0.00	38,481.00
		Total Expenses:	101,519.00	140,000.00	140,000.00	0.00	0.00	0.00	38,481.00
		24G Total:	101,519.00	140,000.00	140,000.00	0.00	0.00	0.00	38,481.00
24H	2024 MANHOLE REHABILITATION PRO...	CAP EX	WASTEWATER	Active					
	Expenses				Date Range	Beginning		Ending	Budget
	Account Key	Account Name	Encumbrances	Total Budget	Budget	Balance	Total Activity	Balance	Remaining
	24HCHANGEORDERS	CONSTRUCTION CHANGE ORD...	0.00	0.00	0.00	0.00	0.00	0.00	0.00
	24HCONSTRUCTION	CONSTRUCTION	0.00	0.00	0.00	0.00	0.00	0.00	0.00
		Total Expenses:	0.00	0.00	0.00	0.00	0.00	0.00	0.00
		24H Total:	0.00	0.00	0.00	0.00	0.00	0.00	0.00
24I	DECKER MAIN EMERGENCY ELECTIRC ...	CAP EX	WASTEWATER	Active					
	Expenses				Date Range	Beginning		Ending	Budget
	Account Key	Account Name	Encumbrances	Total Budget	Budget	Balance	Total Activity	Balance	Remaining
	24ICONSTMGMT	24I CONSTRUCTION MANAGE...	0.00	0.00	0.00	0.00	0.00	0.00	0.00
	24ICONSTR	DECKER MAIN EMERGENCY CO...	0.00	14,500.00	14,500.00	0.00	13,555.84	13,555.84	944.16
	24IDESIGN	23V DESIGN FOR HEADER PIPI...	0.00	0.00	0.00	0.00	0.00	0.00	0.00
		Total Expenses:	0.00	14,500.00	14,500.00	0.00	13,555.84	13,555.84	944.16
		24I Total:	0.00	14,500.00	14,500.00	0.00	13,555.84	13,555.84	944.16
24J	I&I STUDY EQUIPMENT PURCHASE	CAP EX	WASTEWATER	Active					
	Expenses				Date Range	Beginning		Ending	Budget
	Account Key	Account Name	Encumbrances	Total Budget	Budget	Balance	Total Activity	Balance	Remaining
	24J I&I STUDY EQUIPMENT	I&I STUDY EQUIPMENT PURCH...	0.00	50,000.00	50,000.00	0.00	0.00	0.00	50,000.00
		Total Expenses:	0.00	50,000.00	50,000.00	0.00	0.00	0.00	50,000.00
		24J Total:	0.00	50,000.00	50,000.00	0.00	0.00	0.00	50,000.00
24K	6400 WEST & 3100 SOUTH ANDERSON..	CAP EX	WATER	Active					
	Expenses				Date Range	Beginning		Ending	Budget
	Account Key	Account Name	Encumbrances	Total Budget	Budget	Balance	Total Activity	Balance	Remaining
	24KDESIGN	6400 W & 3100 S ANDERSON L...	2,309.00	17,000.00	17,000.00	0.00	14,656.00	14,656.00	35.00

Project Activity vs Budget Report

Date Range: 01/01/2024 - 12/31/2024

Project Number	Project Name	Group	Project Type	Status					
		Total Expenses:	2,309.00	17,000.00	17,000.00	0.00	14,656.00	14,656.00	35.00
		24K Total:	2,309.00	17,000.00	17,000.00	0.00	14,656.00	14,656.00	35.00

[24N](#) WELL NO. 16 REDEVELOPMENT CAP EX WATER Future

Expenses	Account Key	Account Name	Encumbrances	Total Budget	Date Range Budget	Beginning Balance	Total Activity	Ending Balance	Budget Remaining
	24NWELL16CONSTR	WELL #16 REDEVELOPMENT C...	0.00	280,750.00	280,750.00	0.00	0.00	0.00	280,750.00
	24NWELL16CONSTRMGMT	WELL #16 REDEVELOPMENT C...	14,750.00	14,750.00	14,750.00	0.00	0.00	0.00	0.00
	24NWELL16DESIGN	WELL #16 REDEVELOPMENT DE...	8,000.00	8,000.00	8,000.00	0.00	0.00	0.00	0.00
	24NWELL16PERMIT	WELL #16 REDEVELOPMENT PE...	6,500.00	6,500.00	6,500.00	0.00	0.00	0.00	0.00
		Total Expenses:	29,250.00	310,000.00	310,000.00	0.00	0.00	0.00	280,750.00
		24N Total:	29,250.00	310,000.00	310,000.00	0.00	0.00	0.00	280,750.00

[24Q](#) BREEZE BOOSTER STATION HVAC REP... CAP EX FACILITIES Active

Expenses	Account Key	Account Name	Encumbrances	Total Budget	Date Range Budget	Beginning Balance	Total Activity	Ending Balance	Budget Remaining
	24QBREEZEHVAC	BREEZE BOOSTER STATION HV...	0.00	45,000.00	45,000.00	0.00	0.00	0.00	45,000.00
		Total Expenses:	0.00	45,000.00	45,000.00	0.00	0.00	0.00	45,000.00
		24Q Total:	0.00	45,000.00	45,000.00	0.00	0.00	0.00	45,000.00

[24WELL15ELECT](#) WELL #15 ELECTRICAL UPGRADES CAP EX WATER Future

Expenses	Account Key	Account Name	Encumbrances	Total Budget	Date Range Budget	Beginning Balance	Total Activity	Ending Balance	Budget Remaining
	24WELL15CONSTR	WELL #15 ELECTRICAL CONSTR...	0.00	19,000.00	19,000.00	0.00	0.00	0.00	19,000.00
	24WELL15CONSTRMGMT	WELL #15 ELECTRICAL CONSTR...	0.00	0.00	0.00	0.00	0.00	0.00	0.00
	24WELL15DESIGN	WELL #15 ELECTRICAL DESIGN	0.00	0.00	0.00	0.00	0.00	0.00	0.00
		Total Expenses:	0.00	19,000.00	19,000.00	0.00	0.00	0.00	19,000.00
		24WELL15ELECT Total:	0.00	19,000.00	19,000.00	0.00	0.00	0.00	19,000.00

[24WVC](#) 2024 WEST VALLEY CITY - OVERLAY & ... CAP EX WATER Future

Expenses	Account Key	Account Name	Encumbrances	Total Budget	Date Range Budget	Beginning Balance	Total Activity	Ending Balance	Budget Remaining
	24WVCONSTRUCTION	WVC OVERLAY & LOOP CONST...	0.00	125,000.00	125,000.00	0.00	83,585.00	83,585.00	41,415.00
		Total Expenses:	0.00	125,000.00	125,000.00	0.00	83,585.00	83,585.00	41,415.00
		24WVC Total:	0.00	125,000.00	125,000.00	0.00	83,585.00	83,585.00	41,415.00

Summary

Project Summary

Project Number	Project Name	Encumbrances	Total Budget	Date Range Budget	Beginning Balance	Total Activity	Ending Balance	Budget Remaining
20A	REDWOOD ROAD SEWERLINE PROJECT	823,035.66	1,019,090.90	970,000.00	131,370.48	71,875.84	203,246.32	-7,191.08
20B	RUSHTON WATER TREATMENT PLANT	0.00	11,383,631.03	120,000.00	11,263,631.03	119,262.76	11,382,893.79	737.24
20D	KENT PUMP STATION REPLACEMENT ...	1,430,738.00	16,951,931.40	4,554,000.00	12,270,131.40	4,405,173.93	16,675,305.33	-1,154,111.93
20E	PIONEER WWWS REPLACEMENT	0.00	3,806,930.76	34,000.00	3,772,930.76	-7,947.18	3,764,983.58	41,947.18
20I	REDWOOD ROAD WATERLINE PROJECT	3,486,402.85	12,372,869.35	7,859,963.00	4,316,747.98	4,164,051.41	8,480,799.39	405,667.11
21F	SCADA MASTER PLAN	284,668.46	566,009.27	371,000.00	195,009.27	85,704.18	280,713.45	627.36
22F	RIDGELAND PUMP STATION REPLAC...	198,574.54	3,622,849.53	1,962,500.00	1,660,349.53	1,759,454.26	3,419,803.79	4,471.20
22H	WATER INNOVATION & METER TESTI...	0.00	153,879.66	15,000.00	138,879.66	0.00	138,879.66	15,000.00
23C	WELL NO. 1 CHLORINATOR	0.00	603,149.50	214,500.00	388,649.50	168,964.34	557,613.84	45,535.66
23D	ACORD RESERVOIR REPAIR & RECOAT...	1,068,458.51	1,223,403.22	1,196,000.00	27,403.22	29,759.09	57,162.31	97,782.40
23E	BUILDINGS A B & C UPGRADES AND ...	16,419.55	913,132.75	614,637.00	298,495.75	580,686.51	879,182.26	17,530.94
23F	EAST REC CATHOTIC PROTECTION & ...	135,688.92	617,349.58	600,000.00	17,349.58	480,574.50	497,924.08	-16,263.42
23G	CHESTERFIELD & WARNER EXHAUST ...	44,193.50	132,190.75	84,600.00	47,590.75	17,077.60	64,668.35	23,328.90
23I	ANDERSON WTP	788,546.17	1,740,836.71	1,700,000.00	40,836.71	429,307.88	470,144.59	482,145.95
23K	LARGE METER VAULT REPLUMBS	0.00	75,966.75	0.00	75,966.75	0.00	75,966.75	0.00
23L	WATTS WELL NO. 18 DRILLING & EQU...	2,313,429.80	2,792,394.25	2,760,250.00	32,144.25	317,920.90	350,065.15	128,899.30
23PVLAND	PLEASANT VALLEY LIFTS STATION PRO...	0.00	600,000.00	600,000.00	0.00	0.00	0.00	600,000.00
23Q	PRV VAULT ELECTRICAL UPGRADES	0.00	82,968.70	15,000.00	67,968.70	12,774.78	80,743.48	2,225.22
23T	ZONE 1 RESERVOIR	0.00	2,001,121.85	0.00	2,001,121.85	0.00	2,001,121.85	0.00
23V	DECKER MAIN EMERGENCY REPAIRS	23,906.00	328,650.00	328,650.00	0.00	288,337.08	288,337.08	16,406.92
23W	ACORD BOOSTER PUMP FLOORING A...	13,997.03	30,000.00	30,000.00	0.00	11,355.43	11,355.43	4,647.54
24A	2024 SEWER REHABILITATION PROJECT	0.00	795,000.00	795,000.00	0.00	538,978.94	538,978.94	256,021.06
24B	2024 SEWER FLOW MONITORING EQU..	0.00	16,432.35	16,432.35	0.00	16,432.35	16,432.35	0.00
24C	2024 LARGE METER VAULT REPLUMBS	56,527.15	630,000.00	630,000.00	0.00	70,909.49	70,909.49	502,563.36
24CHERRY	CHERRYWOOD VILLAGE WATERLINE R...	0.00	100,000.00	100,000.00	0.00	0.00	0.00	100,000.00
24CHLORANALYZERS	2024 CHLORINE ANALYZERS	0.00	17,500.00	17,500.00	0.00	0.00	0.00	17,500.00
24CUSTPORTAGG	2024 CUSTOMER PORTAL AGGREGAT...	0.00	133,567.65	133,567.65	0.00	0.00	0.00	133,567.65
24CYBEREQUIP	2024 CYBERSECURITY EQUIPMENT	0.00	35,000.00	35,000.00	0.00	0.00	0.00	35,000.00
24D	2024 CHANNEL GRINDERS	0.00	107,000.00	107,000.00	0.00	91,824.22	91,824.22	15,175.78
24E	2024 FIRE HYDRANT REPLACEMENT	776,875.89	783,000.00	783,000.00	0.00	0.00	0.00	6,124.11
24F	2024 SEWER REHABILITATION PROJECT	377,747.00	380,000.00	380,000.00	0.00	0.00	0.00	2,253.00
24G	2024 LIFT STATION PUMP REPLACEM...	101,519.00	140,000.00	140,000.00	0.00	0.00	0.00	38,481.00
24H	2024 MANHOLE REHABILITATION PRO...	0.00	0.00	0.00	0.00	0.00	0.00	0.00
24I	DECKER MAIN EMERGENCY ELECTIRC ...	0.00	14,500.00	14,500.00	0.00	13,555.84	13,555.84	944.16
24J	I&I STUDY EQUIPMENT PURCHASE	0.00	50,000.00	50,000.00	0.00	0.00	0.00	50,000.00
24K	6400 WEST & 3100 SOUTH ANDERSON..	2,309.00	17,000.00	17,000.00	0.00	14,656.00	14,656.00	35.00
24N	WELL NO. 16 REDEVELOPMENT	29,250.00	310,000.00	310,000.00	0.00	0.00	0.00	280,750.00
24Q	BREEZE BOOSTER STATION HVAC REP...	0.00	45,000.00	45,000.00	0.00	0.00	0.00	45,000.00
24WELL15ELECT	WELL #15 ELECTRICAL UPGRADES	0.00	19,000.00	19,000.00	0.00	0.00	0.00	19,000.00
24WVC	2024 WEST VALLEY CITY - OVERLAY & ...	0.00	125,000.00	125,000.00	0.00	83,585.00	83,585.00	41,415.00

Summary

Project Summary

Project Number	Project Name	Encumbrances	Total Budget	Date Range Budget	Beginning Balance	Total Activity	Ending Balance	Budget Remaining
		11,972,287.03	64,736,355.96	27,748,100.00	36,746,577.17	13,764,275.15	50,510,852.32	2,253,216.61

Group Summary

Group	Encumbrances	Total Budget	Date Range Budget	Beginning Balance	Total Activity	Ending Balance	Budget Remaining
CAP EX	11,972,287.03	64,736,355.96	27,748,100.00	36,746,577.17	13,764,275.15	50,510,852.32	2,253,216.61
Report Total:	11,972,287.03	64,736,355.96	27,748,100.00	36,746,577.17	13,764,275.15	50,510,852.32	2,253,216.61

Type Summary

Group	Encumbrances	Total Budget	Date Range Budget	Beginning Balance	Total Activity	Ending Balance	Budget Remaining
FACILITIES	315,085.04	1,977,058.03	1,276,704.65	700,353.38	690,520.90	1,390,874.28	271,098.71
WASTEWATER	1,506,090.08	8,007,144.34	4,120,182.35	3,969,241.57	1,510,709.19	5,479,950.76	1,021,103.50
WATER	10,151,111.91	54,752,153.59	22,351,213.00	32,076,982.22	11,563,045.06	43,640,027.28	961,014.40
Report Total:	11,972,287.03	64,736,355.96	27,748,100.00	36,746,577.17	13,764,275.15	50,510,852.32	2,253,216.61



GRANGER-HUNTER
IMPROVEMENT DISTRICT

ENGINEERING REPORT

September 2024 Board Meeting

PLAN REVIEW UPDATE

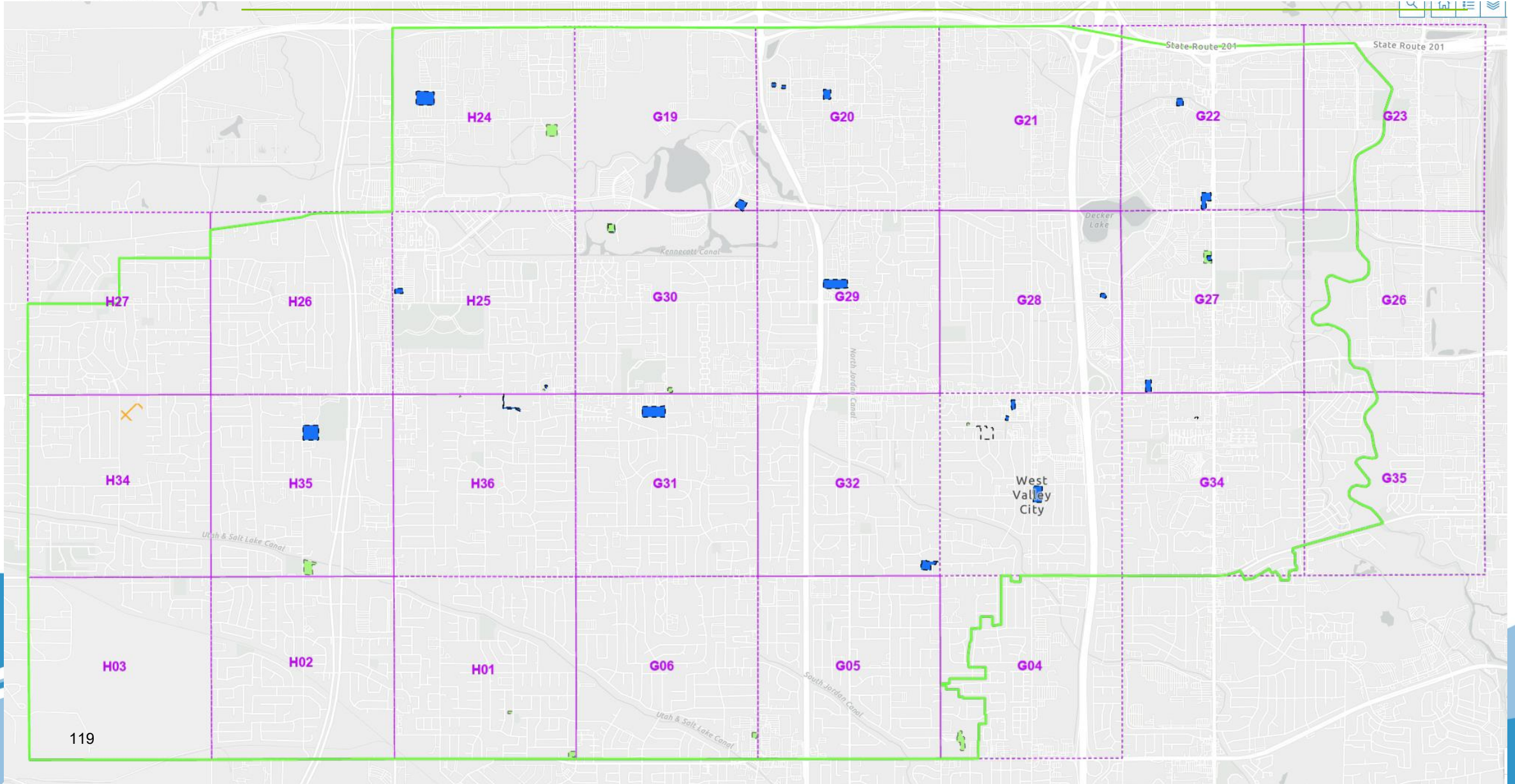
	PROJECT NAME	NOTES	ADDRESS	TYPE	STATUS
1	Wasatch WVC Office	Office Space	3535 S Market St	Tenant Improvement	Project on Hold by Owner
2	WVC Brighton Canal Storm Drain Improvements		2600 W to Redwood Rd	Other	Resubmittal Required
3	Arnold Machinery Company Fire Sprinkler Protection		2975 W 2100 S	Tenant Improvement	Resubmittal Required
4	Sacred Circle Fairbourne Clinic	Office Space	3535 S Market St Suites 200 & 250	Tenant Improvement	Resubmittal Required
5	Boss Retirement	Office Space	3535 S Market St Suite 100	Tenant Improvement	Final Approval
6	Longhorn Steakhouse		3031 S 5600 W	Commercial	Resubmittal Required
7	Salt Lake Valley Chevrolet Remodel TI		4050 W 3500 S	Tenant Improvement	Resubmittal Required
8	Chick-Fil-A Rebuild		3246 S 5600 W	Commercial	Resubmittal Required
9	Pep Boys TI		2040 W 3500 S	Tenant Improvement	Final Approval
10	Salt City Che		3585 S Redwood Rd	Tenant Improvement	Final Approval
11	Cottages at Pearce Farm		6765 W 3500 S	Subdivision	Final Approval
12	Carter Webster Industrial Park		1750 W Redwood Rd	Commercial	Resubmittal Required
13	Chick-Fil-A Rebuild		3246 S 5600 W	Tenant Improvement	Resubmittal Required
14	JM Seafood TI		3394 W 3500 S	Tenant Improvement	Resubmittal Required
15	Bonchon Korean Fried Chicken		2682 S High Commons Way	Tenant Improvement	Final Approval

PLAN REVIEW UPDATE


	PROJECT NAME	NOTES	ADDRESS	TYPE	STATUS
16	Jacketta Sweeping Wash pad	Adding a truck washpad	2612 S 3270 W	Commercial	Final Approval
17	Comcast West Valley		3362 S 4000 W	Commercial	Resubmittal Required
18	Summit Bioservices TI		4117 W Lake Park Blvd	Tenant Improvement	Resubmittal Required
19					
20					
21					
22					
23					
24					
25					
26					
27					
28					
29					
30	118				




PLAN REVIEW UPDATE




PLAN REVIEW UPDATE


 8 Lot Subdivision - Jensen Sub Amended


 Affinity TI


 American Preparatory Academy Addition
TI


 Cafe Rio Expansion Fire Sprinkler
Protection

 Carter Webster Industrial Park


 Creative Learning Academy Fire Sprinkler
Protection


 Decker Lake Flex TI Fire Sprinkler
Protection


 Deluxe Hair Salon

 EdgeconneX Data Hall 2 Fire Sprinkler
Protection


 Hunter Park Site Irrigation System
Replacement


 Jack In The Box


 Kiowa Way Storm Drain Project

 La Botana de Mama Hila TI

 Lake Park Bldg 1 TI Fire Sprinkler
Protection


 Longhorn Steakhouse


 Mountain High Subdivision Infrastructure
Improvements


 North Eastern Services TI


 Pep Boys

 Sacred Circle Fairbourne Clinic TI

 Sonrise Townhomes (33 Lots)

 Stonebridge Building 2 Fire System
Protection

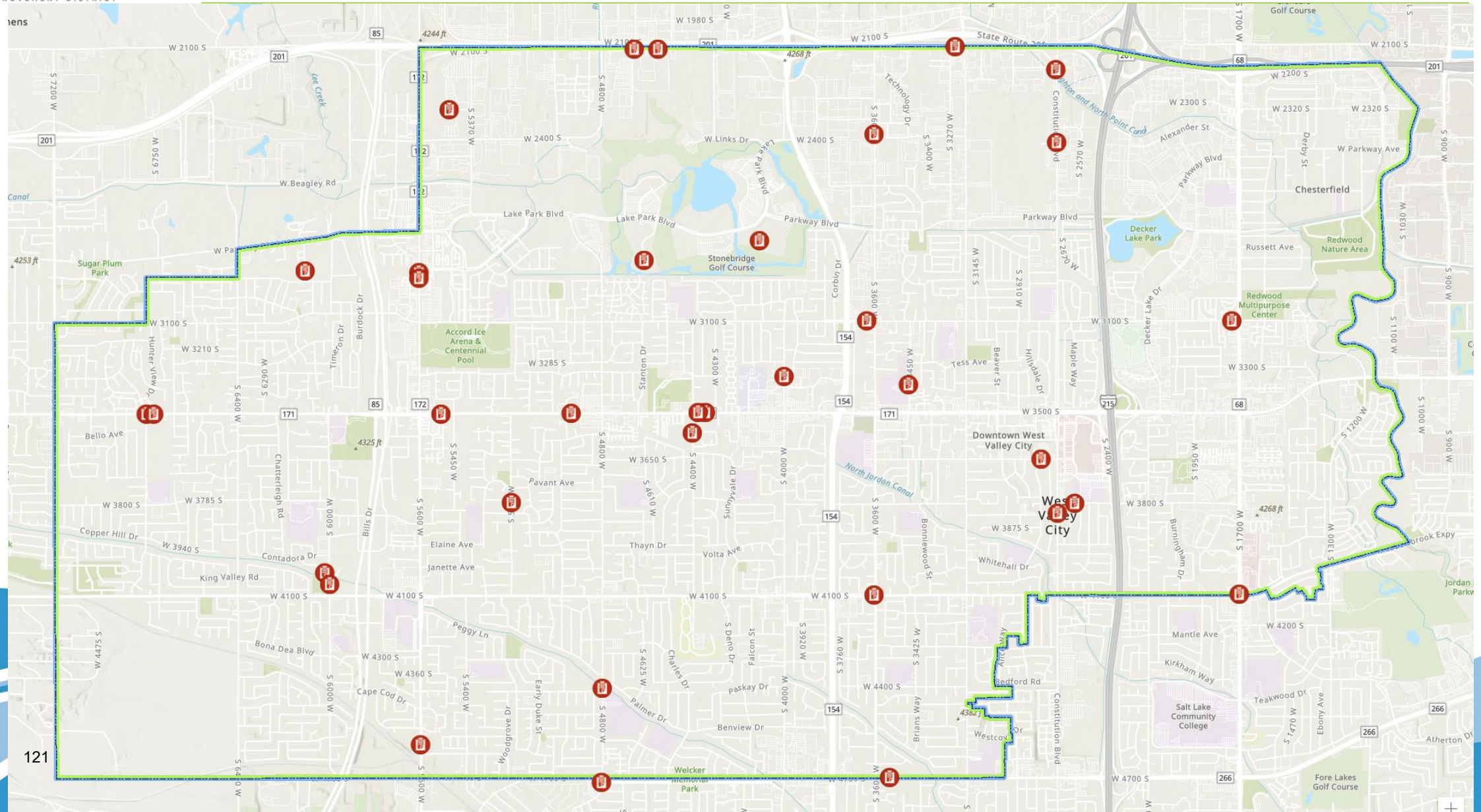
 Tea Shop TI

 Truck Lot Rehabilitation

 Ying Thai Sushi




INSPECTIONS UPDATE



INSPECTIONS UPDATE

Projects Under
35
Inspection

-  RGA Design Center 1741 W 3100 S
-  Morrell Office Warehouse 2411 S 2700 W
-  20E Pioneer WWPS Replacement 2184 S CONSTITUTION BLVD
-  West Lake Junior High School 3400 S 3450 W
-  Back 9 Apartments 2600 W 3800 S
-  4700 S Expansion Project 4000-5600 W on 4700 S
-  20D Kent Booster Pump Station 4404 S 4800 W
-  Day Estates Sub 3789 S 5200 W
-  Alicia's Bakery 4936 W 3500 S
-  5600 Hotel LLC 2878 S 5600 W
-  Stonebridge Bldg. 2 2785 S LEADERSHIP CT
-  20I 3100 S - 4100 S Redwood Rd Water Project
-  22F Ridgeland Pump Station Replacement 2386 S 3600 W
-  Lake Park Lot 1A (Nusano Radioisotope) 4129 W LAKE PARK BLVD
-  Peak JCB Dealerships 4527 W SOUTH FRONTAGE RD
-  Asahi Refinery 4601 W SOUTH FRONTAGE RD
-  Heather Villas Sub 6087 W PARKWAY BLVD
-  Bonneville Townhomes 2900 S 5600 W
-  Wallace Stegner Academy 4590 S. 5600 W.

-  Catrachos Foods 4344 W. 3500 S.
-  Granger Apartments Sewer Improvements 3348 S. 4000 W.
-  Covington Estates 4016 S. 6000 W.
-  American Preparatory Academy 3636 W 3100 S
-  WVC Overlay Projects 3600 W. - 3500 S. to 4100 S. Lake Park Blvd - 4800 W. to 5470 W. 2700 W. - 3500 S. to 3100 S.
-  Suburban Propane 3245 W 2100 S
-  Sonrise Townhomes 3560 S 4400 W
-  Jack In The Box 4380 W 3500 S
-  Warner Truck Lot Development 2303 S 5370 W
-  Mountain High Subdivision 3831 S Constitution Blvd
-  3500 S Expansion Project
-  UTA Midvalley Connector BRT Project
- 
-  West View Park 4059 S 6000 W Parent Work Order
-  Parent work order for Cottages at Pearce Farms
-  Erin Hills Estates 5507 W 3500 S

UTA MIDVALLEY CONNECTOR – 3765 S 2700 W




1" brass saddle for water lateral

SONRISE TOWNHOMES – 3560 S 4400 W



Fire hydrant installed



Sewer manhole and trench

LAKE PARK NUSANO – 4129 W LAKE PARK BLVD



2" water lateral and valve into building




Fire hydrant installed

CYPRUS COVE – 3540 W 4700 S



2" water lateral install



6" fire line install