



# GRANGER-HUNTER

IMPROVEMENT DISTRICT

## Board Meeting of the Board of Trustees November 12, 2024

**January 16, 2024**  
**February 20, 2024**  
**March 19, 2024**  
**April 16, 2024**  
**May 21, 2024**  
**June 25, 2024**

***July 16, 2024(If Needed)***  
**August 20, 2024**  
**September 24, 2024**  
**October 15, 2024**  
**November 12, 2024**  
**December 17, 2024**

**GRANGER-HUNTER IMPROVEMENT DISTRICT**  
**ACRONYMS AND ABBREVIATIONS**

<b>ACRONYM OR ABBREVIATION</b>	<b>DEFINITION</b>
ACH	Automated Clearing House
AF	Acre-feet or Acre-foot
AMI	Advanced Metering Infrastructure
AMZN	Amazon
A/R	Accounts Receivable
A/P	Accounts Payable
APWA	American Public Works Association
ASR	Aquifer Storage and Recovery
AWWA	American Water Works Association
AWWAIMS	American Water Works Association Intermountain Section
BOD	Biological Oxygen Demand
BRIC	Building Resilient Infrastructure and Communities
CC	Credit Card
CCTV	Closed Circuit Television
CDA	Community Development Area
CFS	Cubic Feet per Second
CFO	Chief Financial Officer
CIP	Construction-in-Process/Capital Improvement Project
COS	Cost-of-Service
CRA	Community Reinvestment Area
CRWUA	Colorado River Water Users Association
CUP	Central Utah Project
CUPCA	Central Utah Project Completion Act
CUWCD	Central Utah Water Conservancy District
CVWRF	Central Valley Water Reclamation Facility
CWP	Central Utah Water Development Project
CWS	Community Water Systems
CWSRF	Clean Water State Revolving Fund
DBP	Disinfection By-product
DDW	Utah Division of Drinking Water
DEQ	Utah Department of Environmental Quality
DNR	Utah Department of Natural Resources
DOI	Department of Interior
DWQ	Utah Division of Water Quality
DWRe	Utah Division of Water Resources
DWRi	Utah Division of Water Rights
EA	Environmental Assessment
EIS	Environmental Impact Statement

EOC	Emergency Operations Center
EMOD	Experience Modification Factor
EMP	Employee
EPA	United States Environmental Protection Agency
ERP	Emergency Response Plan/Enterprise Resource Planning
ERU/ERC	Equivalent Residential Unit/Equivalent Residential Connection
FA	Fixed Assets
FEMA	Federal Emergency Management Agency
FOG's	Fats, Oil, & Grease
FRA	Fraud Risk Assessment
GFOA	Government Finance Officer's Association
GHID	Granger-Hunter Improvement District
GIS	Geographic Information System
gpcd	Gallons per Capita per Day
gpm	Gallons per Minute
GWR	Groundwater Rule
HMI	Human-Machine Interface
HUD	U.S. Department of Housing and Urban Development
HVAC	Heating, Ventilation and Air Conditioning
IAP	Incident Action Plan
IC	Incident Commander
ICS	Incident Command System
IFA	Impact Fee Act
JRC	Jordan River Commission
JIC	Joint Information Center
JVWCD	Jordan Valley Water Conservancy District
KID	Kearns Improvement District
kW	Kilowatt
LOS	Level of Service
MGD	Million Gallons per Day
MG	Million Gallons
mg/L	Milligrams per Liter
MH	Manhole
M&I	Municipal and Industrial
MOU	Memorandum of Understanding
MVC	Mountain View Corridor
MWD	Magna Water District
MWDSLS	Metropolitan Water District of Salt Lake & Sandy
NEPA	National Environmental Policy Act
O&M	Operation and Maintenance
OSHA	Occupational Safety and Health Administration
PIO	Public Information Officer

PM	Preventative Maintenance
POC	Point of Contact
ppm	Parts per Million
Incode/Pro10	Financial ERP Software
OPEB	Post Retirement Benefits
PTIF	Public Treasurers Investment Fund
PVC	Polyvinyl Chloride
R&R	Repair and Replacement
RCP	Reinforced Concrete Pipe
RDA	Redevelopment Agency (Property Taxes)
RFP	Request for Proposal
RFSQ	Request for Statements of Qualifications
RMP	Rocky Mountain Power
RNI	Regional Network Interface (Meters)
RTU	Remote Telemetry Unit
RWAU	Rural Water Association of Utah
SCADA	Supervisory Control and Data Acquisition System
SDWA	Safe Drinking Water Act
SLVHD	Salt Lake Valley Health Department
SO	Safety Officer
SOP	Standard Operating Procedure
SOQ	Statement of Qualification
SRF	State Revolving Fund
SSO	Sanitary Sewer Overflow
SVSD	South Valley Sewer District
TBID	Taylorville Bennion Improvement District
TCR	Total Coliform Rule
TDS	Total Dissolved Solids
TNT	Truth-in-Taxation
TSS	Total Suspended Solids
UASD	Utah Association of Special Districts
UDOT	Utah Department of Transportation
UGFOA	Utah Government Finance Officers Association
USBR	United States Bureau of Reclamation
UTA	Utah Transit Authority
UWCF	Utah Water Conservation Forum
UWUA	Utah Water Users Association
WaterSMART	Sustain and Manage America's Resources for Tomorrow
WBWCD	Weber Basin Water Conservancy District
WVC	West Valley City

## **THE BOARD OF TRUSTEES OF THE GRANGER-HUNTER IMPROVEMENT DISTRICT**

*PUBLIC NOTICE* is hereby given by the Board of Trustees that Granger-Hunter Improvement District will hold a Board Meeting at 5:00 p.m. on Tuesday, November 12, 2024, at its main office located at 2888 South 3600 West, West Valley City, Utah. Trustees and members of the public are able to attend this meeting in person or electronically through [www.ghid.gov](http://www.ghid.gov).

### **Agenda**

#### **A. GENERAL**

1. Call to order – Welcome and Opening Thought
2. Report those present for the record
3. Public Comments
4. Consider approval of the October 15, 2024, Board Meeting Minutes
5. Discuss potential conflicts of interest

#### **B. OUR COMMUNITY**

1. Jordan Valley Water Conservancy District Update
2. Fluoride Update
3. Review of October 9, 2024, Environmental Protection Agency Risk & Resilience Assessment and Emergency Response Plan inspection.
4. Update on Lead and Copper Rule progress

#### **C. OUR TEAM**

1. Review 2024 Board meeting schedule calendar

#### **D. OUR OPERATIONS**

1. Review & discuss Financial Report for October 2024
2. Review & discuss Paid Invoice Report for October 2024
3. Administrative Services Update
  - a. Consider approval for the purchase of ¾' iperl meters in the amount of \$212,000.00 from MountainLand Supply.
  - b. Consider approval to sign a contract with Chase Paymentech (State Contract PD1895) to activate a new merchant account.
  - c. Consider approval to sign a contract with Xpress Bill Pay for online payment processing.
4. Water Maintenance Update
5. Wastewater Maintenance Update
6. Water Supply Report
7. Capital Projects Update
  - a. Consider approval of a change order for the 20D: Kent Booster Pump Station Project to VanCon, Inc. in the amount of \$86,790.00.
  - b. Consider approval of a construction contract for the 24P: 2200 West PRV Replumb Project to Corrio Construction, Inc. in the amount of \$213,381.85.
  - c. Consider approval of a cost-sharing agreement with Jordan Valley Water Conservancy District for the 24P: 2200 West PRV Replumb Project and authorize the General Manager to revise and execute the agreement, subject to legal counsel final review and approval.
8. Engineering Department Update

#### **E. CLOSED SESSION**

#### **F. BOARD MEMBERS INPUT, REPORTS, FOLLOW-UP ITEMS OR QUESTIONS**

#### **G. CALENDAR**

1. The next board meeting will be December 17, 2024

**MINUTES OF THE  
GRANGER-HUNTER IMPROVEMENT DISTRICT  
BOARD MEETING**

The Meeting of the Board of Trustees of the Granger-Hunter Improvement District (GHID) was held Tuesday, October 15, 2024, at 3:00 P.M. at the District office located at 2888 S. 3600 W., West Valley City, Utah.

This meeting was conducted electronically in accordance with the Utah Open and Public Meetings Act (Utah Code Ann. (1953) §§ 52-4-1 et seq.) and Chapter 7.12 of the Administrative Policy and Procedures Manual (“Electronic Meetings”).

**Trustees Present:**

Debra Armstrong	Chair
Roger Nordgren	Trustee
Wayne Watts	Trustee

**Staff Members Present:**

Jason Helm	General Manager/Treasurer
Todd Marti	Assistant General Manager/District Engineer
Troy Stout	Assistant General Manager/Chief Operating Officer
Michelle Ketchum	Director of Administration
Dustin Martindale	Director of Water Systems
Ricky Ncaise	Director of Wastewater
Victor Narteh	Director of Engineering
Justin Gallegos	Director of Information Technology - <i>Excused</i>
Austin Ballard	Controller/Clerk
Dakota Cambruzzi	Human Resource Manager
Kristy Johnson	Executive Assistant
Brent Rose	Legal Counsel – Clyde Snow & Sessions PC - <i>Excused</i>

**Guests:**

Andrew Ovard	Operations Division Manager, GHID
Stockton Denos	AE2S
Adam Spackman	System Administrator, GHID – <i>Electronically</i>
Ian Bailey	GIS, GHID – <i>Electronically</i>
Michael Wear	Fleet Division Supervisor, GHID – <i>Electronically</i>
Darcy Brantly	Accountant, GHID – <i>Electronically</i>

A copy of the exhibits referred to in these minutes is attached and incorporated by this reference. The exhibits are also included in the official minute books maintained by Granger-Hunter Improvement District.

**CALL TO ORDER**

At 3:00 P.M. Debra Armstrong called the meeting to order and recognized all those present.

**Approval of the September 24, 2024, Board Meeting Minutes**

A motion to approve the Board Meeting Minutes from September 24, 2024, was made by Wayne Watts. Following a second from Roger Nordgren, the motion passed as follows:

Armstrong – aye                      Nordgren – aye                      Watts – aye

**Conflicts of interest**

There were none.

**OUR COMMUNITY  
Review, Discuss and Consider Adoption of 2025 Tentative Budget**

**Consider Date for Public Hearing Regarding Rate & Fee Increase & 2025 Budget**

Jason Helm presented the 2025 Tentative Budget. Mr. Helm discussed eight Strategic Objectives: Fund the Future, Workforce Evolution, Modern Utility, Support the Community, Promote Environmental Stewardship, Build Financial Strength, Focus on Our Patrons, and Utilize Best Practices. Mr. Helm discussed some of the budget considerations for 2025 and presented the proposed 2025 rate increase. A brief discussion took place regarding the District’s current water loss numbers. – See 2025 Budget Presentation and 2024 Tentative Budget attached to these minutes for details.

Mr. Helm asked the Board to consider adoption of the 2025 Tentative Budget and consider date for Public Hearing regarding rate and fee increase and 2025 Budget. Roger Nordgren made a motion to approve the 2025 Tentative Budget as noted and set the Public Hearing date for November 12, 2025, at 6:00 pm. Following a second from Wayne Watts, the motion passed as follows:

Armstrong – aye                      Nordgren – aye                      Watts – aye

**Public Comments**

Mr. Helm shared an online public comment that the District received

Joan Tadd  
4930 W Hellas Dr.  
West Valley City

- See Board Meeting Public Comment Form attached to these minutes for details.

**Jordan Valley Water Conservancy District Update**

Mr. Helm presented the Jordan Valley Water Conservancy District (JVWCD) update. Mr. Helm mentioned a federal ruling regarding ordering EPA to take further regulatory action regarding addition of fluoridation in drinking water. – See JVWCD update attached to these minutes for details.

**Central Valley Water Reclamation Facility Update**

Mr. Helm presented the Central Valley Water Reclamation Facility (CVWRF) update. – See CVWRF update attached to these minutes for details.

**OUR TEAM**

**OUR OPERATIONS**

**Discuss Fraud Risk Assessment**

Austin Ballard presented the Fraud Risk Assessment. Mr. Ballard noted that the District scored a total of 375 out of 395 points available. – See Fraud Risk Assessment attached to these minutes for details.

**Discuss & Approve 2024 Audit Engagement with K&C**

Mr. Ballard asked the Board to consider approval of 2024 Audit Engagement with Keddington & Christensen. Wayne Watts made a motion to approve the audit engagement as noted. Following a second from Roger Nordgren, the motion passed as follows:

Armstrong – aye                      Nordgren – aye                      Watts – aye

**Discuss Additional Items During October 1<sup>st</sup> Meeting as Needed**

Mr. Ballard presented the October 1, 2024, Audit Committee meeting minutes. – See October 1<sup>st</sup> Audit Committee Meeting Minutes attached to these minutes for details.

**Review & Discuss Financial Report for September 2024**

Austin Ballard summarized the September 2024 Financial Report. Mr. Ballard noted that revenues are on track and most of the expenditures are under budget. - See September 2024 Financial Report attached to these minutes for details.

**Review & Discuss Paid Invoice Report for September 2024**

Mr. Ballard discussed the September check report. The September check report totaled \$6,300,446.23 coming from five categories: infrastructure (44%), Jordan Valley Water (28%), Central Valley (14%), payroll taxes and employee benefits (4%), and other (10%). – See September 2024 Paid Invoice Report attached to these minutes for details.

**Administrative Services Update**

Michelle Ketchum presented the Administrative Services Update. – See Administrative Services Update attached to these minutes for details.

**Consider Approval for Purchase of 3/4” iperl Meters from MountainLand Supply**

Ms. Ketchum as the Board to consider approval for the purchase of 3/4” iperl meters in the amount of \$79,909.44. Wayne Watts made a motion to approve the purchase as noted. Following a second from Roger Nordgren, the motion passed as follows:

Armstrong – aye                      Nordgren – aye                      Watts – aye

**Water Maintenance Update**

Dustin Martindale presented the water maintenance update. Mr. Martindale noted that the water main breaks are trending down currently. Mr. Martindale discussed the current valve maintenance plan that will be launched in January 2025. – See Water Maintenance Update report attached to these minutes for details.

**Wastewater Maintenance & Fleet Update**

Ricky Necaise presented the wastewater maintenance and fleet report. – See the Wastewater Maintenance and Fleet Update report attached to these minutes for details.

**Water Supply Report**

Todd Marti and Drew Ovard presented the water supply and sewer report. – See Water Supply Report attached to these minutes for details.



**Capital Projects Update**

Todd Marti and Victor Narteh presented the Capital Projects update. – See Capital Projects Update attached to these minutes for details.

**Consider Approval of Change Order to Viking Industrial Painting, LLC for 23D: Acord Reservoir Repairs & Recoating Project**

Mr. Marti asked the Board to consider approval of a change order to Viking Industrial Painting, LLC in the amount of \$138,000.00 for the 23D: Acord Reservoir Repairs & Recoating Project. Roger Nordgren made a motion to approve the change order as noted. Following a second from Wayne Watts, the motion passed as follows:

Armstrong – aye                      Nordgren – aye                      Watts – aye

**Engineering Department Update**

Mr. Narteh presented the Engineering Department update. – See Engineering Department Update attached to these minutes for details.

**CLOSED SESSION**

At 5:13 P.M., Roger Nordgren made a motion to enter into a closed session to discuss the character, professional competence, or physical or mental health of an individual. Following a second from Wayne Watts, the motion passed as follows;

Armstrong – aye                      Nordgren – aye                      Watts – aye

All Trustees; Jason Helm, General Manager; Todd Marti, Assistant General Manager/District Engineer; Troy Stout, Assistant General Manager/Chief Operating Officer and Dakota Cambuzzi, Human Resource Manager were present during the closed session.

At 5: 52 P.M., Wayne Watts made a motion to end the closed session and enter back into an open session. Following a second from Roger Nordgren, the motion passed as follows;

Armstrong – aye                      Nordgren – aye                      Watts – aye

**BOARD MEMBERS  
INPUT, REPORTS,  
FOLLOW-UP ITEMS  
OR QUESTIONS**

**ADJOURNED**

Inasmuch as all agenda items have been satisfied, Roger Nordgren made a motion to adjourn the meeting. Following a second from Wayne Watts, the motion passed as follows and the meeting adjourned at 5:54 P.M.

Armstrong – aye                      Nordgren – aye                      Watts – aye

Debra K. Armstrong, Chair

---

Austin Ballard, Clerk

---

DRAFT



# OUR COMMUNITY

- Jordan Valley Water Conservancy District Update
- Fluoride Update
- Review October 9, 2024, Environmental Protection Agency Risk & Resilience Assessment and Emergency Response Plan inspection
- Update on Lead and Copper Rule Progress





GRANGER-HUNTER  
IMPROVEMENT DISTRICT

---

# JVWCD Division Boundaries and Representation

November 2024

# JVWCD Division Boundaries Proposal

---

## To be presented on November 13<sup>th</sup> in a Public Hearing:

- **Broad and equitable representation across various constituencies of the JVWCD service area**
- **Maintain current Board structure and governance (prefer to keep number of Trustee at nine)**
- **Population serves and water purchase contract amount are both considerations for allocating representation**
- **State law requires nominating entities be either municipalities or counties**

# JVWCD Division Boundaries Proposal

JORDAN VALLEY WATER CONSERVANCY DISTRICT  
DISCUSS DISTRICT DIVISION BOUNDARIES AND REPRESENTATION  
November 2024

Existing Division Boundaries and Representation as Defined by Bylaws							
Division	Geographical Area Represented	Nominating Entities	Trustee Representation	Population <sup>(a)</sup>	Current Contract (AF)	Trustee & Term Expiration Date	Notes
1	West Valley City outside of KID, MWD, and TBID	West Valley City	2	129,270	17,000	Karen Lang - Feb 2028, Corey Rushton - Feb 2028	
2	KID, MWD, and lands within the Kearns Metro Township	Salt Lake County	1	90,219	9,270	Mick Sudbury - Feb 2026	The contract amount includes 7,750 AF for KID, 800 AF for Magna ID, and 720 AF for Hexcel.
3	City of Taylorsville outside of the KID and GHID	City of Taylorsville	1	67,879	4,700	John Taylor - Feb 2026	
4	City of West Jordan outside of KID	City of West Jordan	1	106,930	20,000	Zach Jacob - Feb 2026	
5	South Jordan City	South Jordan City	1	87,801	18,000	Dawn Ramsey - Feb 2028	
6	Draper <sup>(b)</sup> City and Midvale City	Draper City, Midvale City	1	89,105	8,383	John Richardson - Feb 2028	The contract amount includes 3,800 AF for Draper, 950 AF for WaterPro, 548 AF for DFCM, and 3,085 AF for Midvale.
7	Retail service area not assigned to any other Division, all unincorporated areas within JVWCD not assigned to any other Division, and any other lands within JVWCD not assigned to any other Division	Salt Lake County	1	72,960	~8,820	Barbara Townsend - Feb 2026	The contract amount includes 1,020 AF for South Salt Lake, and assumes 300 AF for Willow Creek Country Club, and 7,500 AF for JVWCD retail service area.
8	Bluffdale City, Herriman City, and Riverton City	Bluffdale City, Herriman City, and Riverton City	1	128,393	14,717	Andy Pierucci - Feb 2028	The contract amount includes 7,117 AF for Herriman, 4,000 AF for Riverton, and 3,600 AF for Bluffdale.

a) 2023 population per member agency report to DWRights  
b) Would also include representation of DIC and UDFCM

DIC - Draper Irrigation Company (WaterPro)  
GHID - Granger-Hunter Improvement District  
JVWCD - Jordan Valley Water Conservancy District  
KID - Kearns Improvement District  
MWD - Magna Water District  
TBID - Taylorsville-Bennion Improvement District  
UDFCM - Utah Division of Facilities and Construction Management

# JVWCD Division Boundaries Proposal

JORDAN VALLEY WATER CONSERVANCY DISTRICT  
DISCUSS DISTRICT DIVISION BOUNDARIES AND REPRESENTATION  
November 2024

Alternative B Proposed New Boundaries and Representation							
Division	Geographic Area Represented	Nominating Entities	Trustee Representation	Population <sup>(a)</sup>	Nominating Entity Current Contract (AF)	Trustee & Term Expiration Date	Notes
1	West Valley City	West Valley City	1	139,390	N/A	Karen Lang - Feb 2026	Recommend adjusting this term so it is offset from Division 9 nominating cycle
2	Kearns City and Magna City	Kearns City, Magna City	1	70,107	N/A	Mick Sudbury - Feb 2026	Kearns population=36,005, Magna population=34,102.
3	City of Taylorsville and Midvale City	Taylorsville City, Midvale City	1	95,956	3,085	John Taylor - Feb 2026	The identified contract amount is for Midvale City. Taylorsville population=59,275, Midvale population=36,681.
4	City of West Jordan	City of West Jordan	1	119,400	20,000	Zach Jacob - Feb 2026	
5	South Jordan City	South Jordan City	1	86,635	18,000	Dawn Ramsey - Feb 2028	
6	Draper City <sup>(b)</sup> and Bluffdale City	Draper City, Bluffdale City	1	69,300	8,898	John Richardson - Feb 2028	The contract amount includes 3,800 AF for Draper, 950 AF for WaterPro, 548 AF for DFCM, and 3,600 AF for Bluffdale. Draper population=49,818. Bluffdale population=19,482.
7	Retail service area not assigned to any other Division, all unincorporated areas within JVWCD not assigned to any other Division, and any other lands within JVWCD not assigned to any other Division	Salt Lake County (after required annexation of unincorporated islands, this division will be entirely within municipalities)	1	72,960	~8,820	Barbara Townsend - Feb 2026	The contract amount includes 1,020 AF for South Salt Lake, and assumes 300 AF for Willow Creek Country Club, and 7,500 AF for JVWCD retail service area.
8	Herriman City and Riverton City	Herriman City, Riverton City	1	104,531	12,167	Andy Pierucci - Feb 2028	The contract amount includes 8,167 AF for Herriman and 4,000 AF for Riverton. Herriman population=60,062. Riverton population=44,469.
9	Lands within GHID, TBID, MWD, KID	West Valley City, Kearns City, Magna City, Taylorsville City, West Jordan City	1	N/A	30,970 <sup>(c)</sup>	Corey Rushton - Feb 2028	Population within GHID, KID, and MID ~287,368

a) 2023 population of municipalities per Kem C. Gardner Institute  
b) Would also include representation of DIC and UDFCM  
c) 30,970 AF total contract amounts of GHID (17,000), KID (7,750), Magna (800), TBID (4,700), and Hexcel (720). Although not strictly the "nominating entities" it is recommended that the municipal nominating entities give deference to the improvement districts recommended candidates for Trustee nominations.

DIC - Draper Irrigation Company (WaterPro)  
GHID - Granger-Hunter Improvement District  
JVWCD - Jordan Valley Water Conservancy District  
KID - Kearns Improvement District  
MWD - Magna Water District  
SSL - South Salt Lake  
TBID - Taylorsville-Bennion Improvement District  
UDFCM - Utah Division of Facilities and Construction Management



GRANGER-HUNTER  
IMPROVEMENT DISTRICT

---

# Fluoride Update

November 2024



## Responses from different regulatory agencies:

- **CDC (U.S. Centers for Disease Control and Prevention)**- The CDC supports community water fluoridation at the recommended level of 0.7 mg/L to prevent cavities, and the recent ruling by a federal judge in California does not appear to change their position.
- **Utah Division of Drinking Water**- They will await a ruling from the EPA before they recommend any potential changes. Attorney General insists no changes can be made by organizations-voter only.
- **SL County Health Dept.**- The SLCo HD remains firm that these findings do not change their stance that there are significant advantages for all consumers at current dosing levels.
- **American Dental Association (ADA)**- Continues to support community water fluoridation despite ruling.
- **AWWA**- Supports the recommendation of the CDC, ADA, and others for the fluoridation of public water supplies.
- **EPA**- Awaiting a response. It could take months, if not years, before we receive a ruling/determination from them.



GRANGER-HUNTER  
IMPROVEMENT DISTRICT

---

# **EPA Risk and Resilience Assessment (RRA) and Emergency Response Plan (ERP) Inspection**

November 2024

# EPA October 9<sup>th</sup> Onsite Inspection

- **GHID EPA Required Certifications.** Risk and Resilience Assessment (RRA) completed March 19, 2020, and Emergency Response Plan completed September 28, 2020.
- **Notified September 23<sup>rd</sup> of Onsite Inspection.** To be conducted at GHID October 9<sup>th</sup> by EPA including review of Cybersecurity measures, Risk and Resilience Assessment, and Emergency Response Plan.
- **Onsite Inspection Agenda.** Eight hours onsite – water systems overview, cybersecurity protocols discussion, document review, site inspections, debrief and comment.
- **Onsite Comments.** “Robust in terms of Cybersecurity” ... “Encouraging to see ERP updates more than the minimum” ... “Nothing we couldn’t find” ... “AWIA Assessments look good” ... “More robust than some of the other systems we’ve seen” ...
- **GHID Takeaways.** Great opportunity to build relationships with our regulators, gain insights and perspectives, share best practices, advance operations to the benefit of our valued customers.





GRANGER-HUNTER  
IMPROVEMENT DISTRICT

---

# EPA Lead & Copper Update

November 2024

# EPA Lead and Copper Requirements

## Current Status:

### **1. Inventory Submitted (Prior to October 16, 2024) – Complete**

- a. The inventory has been submitted and accepted by the deadline, ensuring compliance with the initial reporting requirement. This sets the foundation for future tracking and remediation efforts.

### **2. Customer Notifications Due (November 16, 2024) – In Progress**

- a. On track for customer notifications to be completed by this date, helping to keep the public informed about lead and copper issues. This requirement will ensure transparency and allow residents to take necessary precautions.

## Upcoming Milestones:

### **1. Baseline Inventory (Including Connectors) – Due November 1, 2027**

- a. The final rule requires ongoing efforts to locate and inventory lead pipes and associated connectors by this date. This effort will help guide future replacement projects and prioritize areas most at risk.

### **2. Revert to Standard Monitoring for Lead and Copper – Due November 1, 2027**

- a. This includes the implementation of the lower action level for lead at 10 micrograms per liter and elimination of the previous trigger level. It will improve public health protection and ensure that exposure levels are more strictly controlled.

### **3. Validate Non-Lead Service Lines (Portion) – Due December 31, 2034**

- a. A portion of non-lead service lines needs to be validated by this date. This validation will assist in confirming the accuracy of inventory and identifying areas where further investigation may be necessary.


### **4. Complete Replacement of All Lead and Certain Galvanized Service Lines – Due December 31, 2037**

- a. All lead and specific galvanized service lines must be replaced by this deadline. This long-term goal is critical for eliminating health risks associated with lead exposure and ensuring safe drinking water for all residents.



# OUR TEAM

- Review 2024 Board Meeting Schedule Calendar



# 2025 Board Meeting Schedule

January 21 – 3:00 p.m.

February 18 – 3:00 p.m.

March 18 – 3:00 p.m.

April 15 – 3:00 p.m.

May 20 – 3:00 p.m.

June 17 – Strategic Planning Mtg. 8:00 a.m. / Board Mtg. 3:00 p.m.

July 15 – 3:00 p.m.

August 19 – 3:00 p.m.

September 16 – 3:00 p.m.

October 21 – 3:00 p.m.

November 18 – Board Mtg. 5:00 / Public Hearing 6:00 p.m.

*December 16 – 3:00 p.m. - meeting will be held if needed*

January 2024						
S	M	T	W	T	F	S
			1	2	3	4
5	6	7	8	9	10	11
12	13	14	15	16	17	18
19	20	21	22	23	24	25
26	27	28	29	30	31	

February 2024						
S	M	T	W	T	F	S
						1
2	3	4	5	6	7	8
9	10	11	12	13	14	15
16	17	18	19	20	21	22
23	24	25	26	27	28	

March 2024						
S	M	T	W	T	F	S
						1
2	3	4	5	6	7	8
9	10	11	12	13	14	15
16	17	18	19	20	21	22
23	24	25	26	27	28	29
30	31					

April 2024						
S	M	T	W	T	F	S
		1	2	3	4	5
6	7	8	9	10	11	12
13	14	15	16	17	18	19
20	21	22	23	24	25	26
27	28	29	30			

May 2024						
S	M	T	W	T	F	S
				1	2	3
4	5	6	7	8	9	10
11	12	13	14	15	16	17
18	19	20	21	22	23	24
25	26	27	28	29	30	31

June 2024						
S	M	T	W	T	F	S
1	2	3	4	5	6	7
8	9	10	11	12	13	14
15	16	17	18	19	20	21
22	23	24	25	26	27	28
29	30					

July 2024						
S	M	T	W	T	F	S
		1	2	3	4	5
6	7	8	9	10	11	12
13	14	15	16	17	18	19
20	21	22	23	24	25	26
27	28	29	30	31		

August 2024						
S	M	T	W	T	F	S
					1	2
3	4	5	6	7	8	9
10	11	12	13	14	15	16
17	18	19	20	21	22	23
24	25	26	27	28	29	30
31						

September 2024						
S	M	T	W	T	F	S
	1	2	3	4	5	6
7	8	9	10	11	12	13
14	15	16	17	18	19	20
21	22	23	24	25	26	27
28	29	30				

October 2024						
S	M	T	W	T	F	S
			1	2	3	4
5	6	7	8	9	10	11
12	13	14	15	16	17	18
19	20	21	22	23	24	25
26	27	28	29	30	31	

November 2024						
S	M	T	W	T	F	S
						1
2	3	4	5	6	7	8
9	10	11	12	13	14	15
16	17	18	19	20	21	22
23	24	25	26	27	28	29
30						

December 2024						
S	M	T	W	T	F	S
	1	2	3	4	5	6
7	8	9	10	11	12	13
14	15	16	17	18	19	20
21	22	23	24	25	26	27
28	29	30	31			

Board Meetings
January 21
February 18
March 18
April 15
May 20
June 17
July 15
August 19
September 16
October 21
November 18
December 16

Conferences
AWWA Utility Mgmt Conf – February 11-14 – Dallas, TX
RWAU – Feb 24-28 – St. George, UT
UGFOA – April – St. George, UT
WEAU – April 22-25 – St. George, UT
GFOA – June 29-July 2, Washington, DC
AWWA Annual Conf ACE – June 8-11 – Denver, CO
WEFTEC – September 27-October 1 – Chicago, IL
AWWA IMS Conf – September 29-October 2 – Vernal, UT
UASD – Nov – <i>Not Yet Scheduled</i>

Misc.
Mar 9 – Daylight Savings
April 20 – Easter
May 11 – Mother's Day
June 15 – Father's Day
Nov 2 – Daylight Savings

Holidays
Jan 1 – New Year's Day
Jan 20 – MLK Day
Feb 17 – President's Day
May 26 – Memorial Day
June 19 - Juneteenth
July 4 – Independence Day
July 24 – Pioneer Day
Sept 1 – Labor Day
Nov 11 – Veteran's Day
Nov 27 – Thanksgiving Day
Dec 25 – Christmas Day





# OUR OPERATIONS

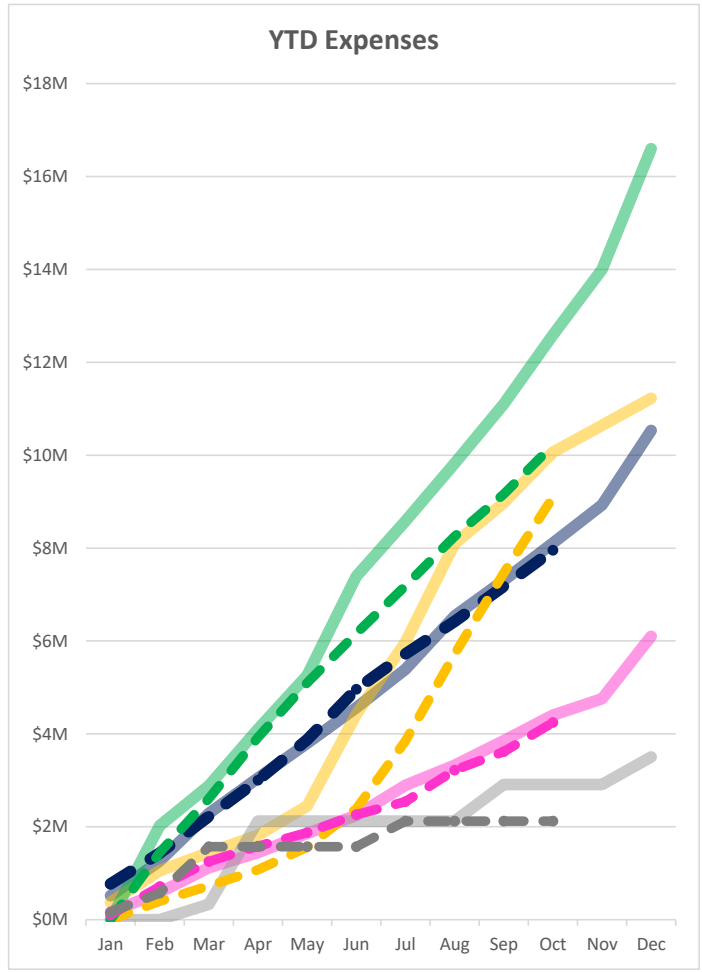
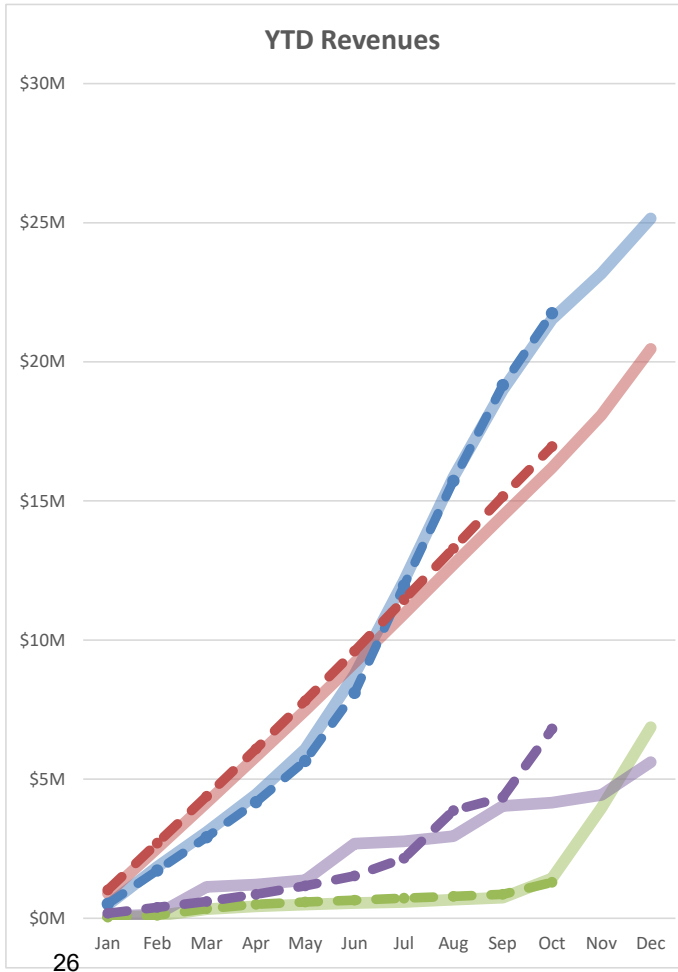
- October 2024 Financial Report
- October 2024 Paid Invoice Report
- Administrative Services Update
- Water Maintenance Update
- Wastewater Maintenance Update
- Water Supply Report
- Capital Projects Update
- Engineering Department Update





UNAUDITED STATEMENT

	Key	Oct 2024	YTD 2024	Budget 2024	% of Budget
<b>REVENUES</b>					
Water Sales		\$ 2,586,552	\$ 21,750,110	\$ 25,154,000	86.5%
Sewer Service Charges		1,796,715	16,956,751	20,464,000	82.9%
Property Taxes		428,072	1,291,576	6,868,000	18.8%
Other		2,457,193	6,802,019	5,611,894	121.2%
<b>Total Revenue</b>		<u>7,268,532</u>	<u>46,800,456</u>	<u>58,097,894</u>	<b>80.6%</b>
<b>EXPENSES</b>					
Payroll and Benefits		775,284	7,952,008	10,532,765	75.5%
Water Purchases		1,626,051	9,090,275	11,225,138	81.0%
Central Valley		1,054,696	10,216,164	16,598,051	61.6%
O&M & Admin		625,719	4,242,814	6,100,664	69.5%
Debt Service		-	2,121,676	3,503,515	60.6%
<b>Total Expenses</b>		<u>4,081,750</u>	<u>33,622,937</u>	<u>47,960,133</u>	<b>70.1%</b>
<b>CAPITAL</b>					
Infrastructure		1,965,336	16,684,645	27,598,500	60.5%
Vehicles & Equipment		155,504	1,249,860	1,426,000	87.6%
<b>Total Capital</b>		<u>2,120,840</u>	<u>17,934,505</u>	<u>29,024,500</u>	<b>61.8%</b>
<b>NET REVENUES</b>		<u>\$ 1,065,942</u>	<u>\$ (4,756,986)</u>	<u>\$ (18,886,739)</u>	<b>25.2%</b>
Add back Infrastructure		1,965,336	16,684,645	27,598,500	60.5%
Add Noncash OPEB Accrual		-	-	433,000	0.0%
<b>ADJ NET REVENUES</b>		<u>\$ 3,031,278</u>	<u>\$ 11,927,659</u>	<u>\$ 9,144,761</u>	<b>130.4%</b>





REVENUES - UNAUDITED

	Oct 2023	YTD 2023	Amended Budget 2023	% of Budget	Oct 2024	YTD 2024	Amended Budget 2024	% of Budget
<b>REVENUES</b>								
<b>Operating Revenues:</b>								
Water Sales	\$ 2,160,869	\$ 18,580,955	\$ 22,073,000	84.2%	\$ 2,586,552	\$ 21,750,110	\$ 25,154,000	86.5%
Sewer Service Charges	1,187,975	10,849,338	13,439,000	80.7%	1,262,138	11,651,470	14,254,000	81.7%
Central Valley Assessmt	529,290	5,266,424	6,210,000	84.8%	534,577	5,305,281	6,210,000	85.4%
Engineering Fees	8,225	45,700	125,000	36.6%	2,425	56,863	125,000	45.5%
Connection fees	6,590	24,300	82,000	29.6%	1,528	84,467	82,000	103.0%
Inspection	7,757	70,443	85,000	82.9%	9,881	92,751	85,000	109.1%
Delinquent/Turn-on Fees	6,347	58,917	60,000	98.2%	(116)	10,398	60,000	17.3%
Waterwise Customer Revenue	-	985	-	0.0%	-	3,552	-	0.0%
Grant/Loan Forgive Revenue	-	382,465	-	0.0%	1,361,589	2,802,578	3,636,394	77.1%
Conservation Grant	-	65,393	51,000	128.2%	-	53,197	68,500	77.7%
Total Operating Revenue	<u>3,907,053</u>	<u>35,344,920</u>	<u>42,125,000</u>	<u>83.9%</u>	<u>5,758,574</u>	<u>41,810,667</u>	<u>49,674,894</u>	<u>84.2%</u>
<b>Property Tax Revenue:</b>								
Property Tax	584,193	730,863	5,023,740	14.5%	388,468	523,500	5,892,000	8.9%
Motor Vehicle	20,439	235,793	225,000	104.8%	25,199	230,773	285,000	81.0%
Personal Property	37,112	401,270	395,920	101.4%	1,896	445,466	430,000	103.6%
Delinquent Tax/Interest	3,313	117,878	80,000	147.3%	12,509	91,837	70,000	131.2%
Tax Increment for RDA	-	-	170,000	0.0%	-	-	191,000	0.0%
Total Property Tax Revenue	<u>645,057</u>	<u>1,485,804</u>	<u>5,894,660</u>	<u>25.2%</u>	<u>428,072</u>	<u>1,291,576</u>	<u>6,868,000</u>	<u>18.8%</u>
<b>Non-operating Revenue:</b>								
Impact Fees - Water	92,577	673,579	500,000	134.7%	13,204	585,428	500,000	117.1%
Impact Fees - Sewer	26,193	248,389	275,000	90.3%	2,604	195,614	275,000	71.1%
Interest	240,738	1,290,624	200,000	645.3%	140,980	1,613,661	600,000	268.9%
Sale of Surplus Equipment	-	26,310	120,000	21.9%	910,844	1,181,669	55,000	2148.5%
Other	9,891	108,667	125,000	86.9%	14,254	121,841	125,000	97.5%
Total Non-operating Revenue	<u>369,399</u>	<u>2,347,569</u>	<u>1,220,000</u>	<u>192.4%</u>	<u>1,081,886</u>	<u>3,698,213</u>	<u>1,555,000</u>	<u>237.8%</u>
<b>Total Revenues</b>	<u>\$ 4,921,509</u>	<u>\$ 39,178,293</u>	<u>\$ 49,239,660</u>	<u>79.6%</u>	<u>\$ 7,268,532</u>	<u>\$ 46,800,456</u>	<u>\$ 58,097,894</u>	<u>80.6%</u>

Percent of Year Completed: 83.33%



## EXPENSES - UNAUDITED

	Oct 2023	YTD 2023	Amended Budget 2023	% of Budget	Oct 2024	YTD 2024	Amended Budget 2024	% of Budget
<b>EXPENSES</b>								
<b>Payroll Wages:</b>								
Salaries & Wages	\$ 427,360	4,452,261	\$ 5,599,352	79.5%	\$ 442,560	4,648,471	\$ 5,884,106	79.0%
Overtime Wages	10,924	112,428	98,000	114.7%	18,907	141,979	166,249	85.4%
On-call Pay	8,520	82,408	70,000	117.7%	11,062	92,356	105,000	88.0%
Incentive Pay	-	1,000	6,000	16.7%	-	3,900	2,800	139.3%
Vehicle Allowance	554	5,835	7,200	81.0%	554	5,815	7,200	80.8%
Clothing Allowance	-	20,075	21,175	94.8%	-	20,075	20,350	98.6%
Other/OPEB	-	-	14,000	0.0%	-	-	433,000	0.0%
<i>Total Payroll Wages</i>	<u>447,358</u>	<u>4,674,007</u>	<u>5,815,727</u>	<u>80.4%</u>	<u>473,083</u>	<u>4,912,596</u>	<u>6,618,705</u>	<u>74.2%</u>
<b>Payroll Benefits:</b>								
State Retirement Plan	75,929	784,319	988,579	79.3%	75,420	794,948	1,010,281	78.7%
401K Plan	51,624	539,444	645,031	83.6%	47,392	488,898	571,251	85.6%
Health/Dental Insurance	145,490	1,452,570	1,900,296	76.4%	159,036	1,579,378	2,148,538	73.5%
Medicare	6,379	66,620	82,508	80.7%	6,743	70,002	87,190	80.3%
Workers Compensation Ins	-	33,773	30,000	112.6%	9,024	67,360	40,000	168.4%
Life/LTD/LTC Insurance	3,907	38,079	51,300	74.2%	3,976	36,987	51,800	71.4%
State Unemployment	3,015	13,517	5,000	270.3%	610	1,839	5,000	36.8%
<i>Total Payroll Benefits</i>	<u>286,344</u>	<u>2,928,322</u>	<u>3,702,714</u>	<u>79.1%</u>	<u>302,201</u>	<u>3,039,412</u>	<u>3,914,060</u>	<u>77.7%</u>
<b>Operations &amp; Maintenance:</b>								
Repair & Replacement	76,386	953,130	1,329,175	71.7%	178,652	1,189,501	1,636,075	72.7%
Building & Grounds	20,078	107,369	142,550	75.3%	24,392	150,291	183,550	81.9%
Vehicle Maint & Fuel	14,594	101,949	226,600	45.0%	23,419	120,532	191,600	62.9%
Vehicle Lease	5,739	76,140	88,000	86.5%	3,384	43,991	50,500	87.1%
Tools & Supplies	4,871	76,254	89,400	85.3%	4,198	82,797	108,050	76.6%
Water Purchases	1,482,787	8,919,863	10,997,903	81.1%	1,626,051	9,090,275	11,225,138	81.0%
Treatment Chemicals	-	26,785	40,500	66.1%	238	37,852	32,000	118.3%
Water Lab Testing Fees	6,136	43,924	56,500	77.7%	1,246	48,946	72,500	67.5%
Utilities	210,764	602,871	923,900	65.3%	206,465	661,897	852,600	77.6%
<i>Total O&amp;M</i>	<u>1,821,355</u>	<u>10,908,285</u>	<u>13,894,528</u>	<u>78.5%</u>	<u>2,068,045</u>	<u>11,426,082</u>	<u>14,352,013</u>	<u>79.6%</u>
<b>CVWRF:</b>								
Facility Operations	408,455	4,053,420	5,882,792	68.9%	448,836	4,417,407	6,404,682	69.0%
Project Betterments	140,170	550,503	1,742,196	31.6%	23,825	949,918	1,958,901	48.5%
Pre-treatment Field	23,648	242,122	343,127	70.6%	36,873	310,896	331,699	93.7%
Laboratory	21,255	215,621	290,957	74.1%	27,103	265,953	344,578	77.2%
CVW Debt Service	504,339	4,251,430	6,008,764	70.8%	518,059	4,271,990	7,558,191	56.5%
<i>Total CVWRF</i>	<u>\$ 1,097,867</u>	<u>9,313,096</u>	<u>\$ 14,267,836</u>	<u>65.3%</u>	<u>\$ 1,054,696</u>	<u>10,216,164</u>	<u>\$ 16,598,051</u>	<u>61.6%</u>



EXPENSES - UNAUDITED

	Oct 2023	YTD 2023	Budget 2023	% of Budget	Oct 2024	YTD 2024	Amended Budget 2024	% of Budget
<b>General &amp; Administrative:</b>								
Office Supplies/Printing	\$ 2,605	9,725	\$ 24,470	39.7%	\$ 723	10,331	\$ 19,700	52.4%
Postage & Mailing	13,529	118,550	167,500	70.8%	17,458	126,740	172,450	73.5%
General Administrative	5,300	57,036	66,982	85.2%	20,042	49,902	74,672	66.8%
General Administrative-Elections	-	-	75,000	0.0%	-	-	-	0.0%
General Administrative-TNT	-	-	15,000	0.0%	-	-	15,000	0.0%
Computer Supplies	91,969	334,076	464,271	72.0%	24,489	457,509	510,735	89.6%
General Insurance	166	330,266	480,273	68.8%	-	326,417	492,637	66.3%
Utilities	13,051	75,605	87,288	86.6%	11,773	72,267	91,500	79.0%
Telephone	16,952	102,372	134,300	76.2%	19,100	106,683	152,500	70.0%
Training & Education	4,864	74,079	100,700	73.6%	11,992	75,772	103,750	73.0%
Safety	2,202	48,386	68,025	71.1%	10,988	28,060	72,525	38.7%
Legal fees	4,996	30,064	48,000	62.6%	4,100	31,235	48,000	65.1%
Auditing Fees	-	12,000	12,000	100.0%	-	12,000	12,000	100.0%
Professional Consulting	9,303	88,284	179,296	49.2%	6,069	186,984	231,760	80.7%
Public Relations/Conservation	3,250	87,376	87,500	99.9%	5,550	14,378	92,500	15.5%
Banking & Bonding	43,267	323,374	353,580	91.5%	51,441	363,260	381,060	95.3%
Payments to Other Gov't Agencies	6,927	109,157	155,000	70.4%	-	45,469	132,000	34.4%
Admin Contingency	-	-	180,000	0.0%	-	-	180,000	0.0%
<i>Total General Administrative</i>	<u>218,381</u>	<u>1,800,350</u>	<u>2,699,185</u>	<u>66.7%</u>	<u>183,725</u>	<u>1,907,007</u>	<u>2,782,789</u>	<u>68.5%</u>
<b>Total Operating Expenses</b>	<u>3,871,305</u>	<u>29,624,060</u>	<u>40,379,990</u>	<u>73.4%</u>	<u>4,081,750</u>	<u>31,501,261</u>	<u>44,265,618</u>	<u>71.2%</u>
<b>Net Operating Revenues</b>	<u>1,050,204</u>	<u>9,554,233</u>	<u>8,859,670</u>	<u>107.8%</u>	<u>3,186,782</u>	<u>15,299,195</u>	<u>13,832,276</u>	<u>110.6%</u>
<b>Indirect Operating Expenses:</b>								
Depreciation	662,243	6,601,928	8,500,000	77.7%	697,171	7,060,226	8,500,000	83.1%
RDA Pass-Through	-	-	170,000	0.0%	-	-	191,000	0.0%
<i>Total Indirect Operating Exp</i>	<u>662,243</u>	<u>6,601,928</u>	<u>8,670,000</u>	<u>76.1%</u>	<u>697,171</u>	<u>7,060,226</u>	<u>8,691,000</u>	<u>81.2%</u>
<b>Capital</b>								
Infrastructure	4,693,287	23,838,492	43,872,000	54.3%	1,965,336	16,684,645	27,598,500	60.5%
Vehicles & Equipment	106,057	340,434	1,498,150	22.7%	155,504	1,249,860	1,426,000	87.6%
<i>Total Equipment</i>	<u>4,799,344</u>	<u>24,178,926</u>	<u>45,370,150</u>	<u>53.3%</u>	<u>2,120,840</u>	<u>17,934,505</u>	<u>29,024,500</u>	<u>61.8%</u>
<b>Debt Service:</b>								
Bond Interest and Fees	-	155,282	1,725,538	9.0%	-	799,676	1,391,515	57.5%
Bond Principal Pmt ('21 Bond)	-	323,000	323,000	100.0%	-	326,000	326,000	100.0%
Bond Principal Pmt ('19 Bond)	-	886,000	886,000	100.0%	-	996,000	996,000	100.0%
Bond Principal Pmt ('23A Bond)	-	-	-	0.0%	-	-	-	0.0%
Bond Principal Pmt ('23B Bond)	-	-	-	0.0%	-	790,000	790,000	100.0%
<i>Total Debt Service</i>	<u>-</u>	<u>1,364,282</u>	<u>2,934,538</u>	<u>46.5%</u>	<u>-</u>	<u>2,121,676</u>	<u>3,503,515</u>	<u>60.6%</u>
<b>Total Equip &amp; Debt Service</b>	<u>4,799,344</u>	<u>25,543,208</u>	<u>48,304,688</u>	<u>52.9%</u>	<u>2,120,840</u>	<u>20,056,181</u>	<u>32,528,015</u>	<u>61.7%</u>
<b>Net Revenues</b>	<u>(4,411,383)</u>	<u>(22,590,903)</u>	<u>(48,115,018)</u>	<u>47.0%</u>	<u>368,771</u>	<u>(11,817,212)</u>	<u>(27,386,739)</u>	<u>43.1%</u>
Add back Depreciation	662,243	6,601,928	8,500,000	77.7%	697,171	7,060,226	8,500,000	83.1%
Add back Infrastructure	4,693,287	23,838,492	43,872,000	54.3%	1,965,336	16,684,645	27,598,500	60.5%
Add Noncash OPEB Accrual	-	-	14,000	0.0%	-	-	433,000	0.0%
<b>Adjusted Net Revenues</b>	<u>\$ 944,147</u>	<u>7,849,517</u>	<u>\$ 4,270,982</u>	<u>183.8%</u>	<u>\$ 3,031,278</u>	<u>11,927,659</u>	<u>\$ 9,144,761</u>	<u>130.4%</u>




2024 SURPLUS EQUIPMENT

	Jan	Feb	Mar	Apr	May	Jun	Jul	Aug	Sep	Oct	Nov	Dec	Total
<b>Surplus Equipment - 2024</b>													
HP Mini Desktops	\$ 601.49		\$ 136.06										\$ 737.55
Epson Printer	\$ 25.00												\$ 25.00
Office Chairs	\$ 160.50	\$ 92.00											\$ 252.50
Bookshelf	\$ 20.50												\$ 20.50
Table	\$ 10.00												\$ 10.00
Old Pinter Toner Cartidges	\$ 192.11	\$ (33.00)											\$ 159.11
Misc Computer Supplies	\$ 61.50					\$ 36.00							\$ 97.50
Trashcans		\$ 152.50											\$ 152.50
Garage Door		\$ 3,500.00											\$ 3,500.00
PlexiGlass			\$ 27.55										\$ 27.55
LED Light Bulbs			\$ 281.00										\$ 281.00
Computer Monitors			\$ 100.00										\$ 100.00
Cummins Generator				\$ 7,700.00									\$ 7,700.00
Unit #51 International Dump Truck				\$ 11,300.00									\$ 11,300.00
Unit #27 Chevy 1500						\$ 13,000.00							\$ 13,000.00
Track Loader						\$ 50,000.00							\$ 50,000.00
Unit #34 Chevy 2500						\$ 20,300.00							\$ 20,300.00
Unit #3 F150						\$ 15,400.00							\$ 15,400.00
Unit #20 Mack Dump Truck							\$ 83,900.00						\$ 83,900.00
Valve Machine with Debris Body							\$ 1,691.66						\$ 1,691.66
Landscaping Equipment							\$ 7,710.46	\$ 1,000.00					\$ 8,710.46
Sign Trailer							\$ 455.00						\$ 455.00
Fridge/Ice Machine								\$ 205.00					\$ 205.00
Ridgeland Pump Station Property								\$ 30,000.00					\$ 30,000.00
Unit #36 F350 Utility Body									\$ 22,800.00				\$ 22,800.00
Sale of Property Salt Lake County										\$ 846,644.00			\$ 846,644.00
Unit #41 Vactor Truck										\$ 64,200.00			\$ 64,200.00
<b>Total Surplus Equipment - 2024</b>	<b>\$ 1,071.10</b>	<b>\$ 3,711.50</b>	<b>\$ 544.61</b>	<b>\$ 19,000.00</b>	<b>\$ -</b>	<b>\$ 98,736.00</b>	<b>\$ 93,757.12</b>	<b>\$ 31,205.00</b>	<b>\$ 22,800.00</b>	<b>\$ 910,844.00</b>	<b>\$ -</b>	<b>\$ -</b>	<b>\$ 1,181,669.33</b>



# OCTOBER 2024 PAID INVOICE REPORT





# Paid Check Report

By Vendor Name

Payment Dates 10/1/2024 - 10/31/2024

Vendor Name	Payment Date	Payment Number	Description (Item)	Account Number	Account Name	Amount
<b>Vendor: 1064 - ACE RECYCLING &amp; DISPOSAL</b>						
ACE RECYCLING & DISPOSAL	10/02/2024	128843	OCT 2024 RECYCLING	01-130-510220	BUILDINGS & GROUNDS - CU...	227.86
<b>Vendor 1064 - ACE RECYCLING &amp; DISPOSAL Total:</b>						<b>227.86</b>
<b>Vendor: 5322 - ADVANCED ELEMENTS, INC.</b>						
ADVANCED ELEMENTS, INC.	10/24/2024	128976	AE2S Lead & Copper	01-231-530270	WATER TESTING FEES	295.00
<b>Vendor 5322 - ADVANCED ELEMENTS, INC. Total:</b>						<b>295.00</b>
<b>Vendor: 5375 - AE URBIA</b>						
AE URBIA	10/10/2024	128911	AE URBIA/AS-BUILT DEPOSIT...	01-000-410300	ENGINEERING FEES	1,250.00
<b>Vendor 5375 - AE URBIA Total:</b>						<b>1,250.00</b>
<b>Vendor: 1210 - AMERICAN EXPRESS</b>						
AMERICAN EXPRESS	10/10/2024	128885	SEP 2024 PURCHASES	01-000-210150	AMEX/MC PAYABLE	Ferguson \$ 82,415.14 92,818.35
AMERICAN EXPRESS	10/10/2024	128885	AMZN/SFTY PT REDEM - EMP...	01-000-220710	EMPLOYEE ACCRUED SAFETY...	SLC Cement \$ 2,819.00 225.00
AMERICAN EXPRESS	10/10/2024	128885	AMZN/SFTY PT REDEM - EMP...	01-000-220710	EMPLOYEE ACCRUED SAFETY...	Ready Made \$ 2,571.00 150.99
AMERICAN EXPRESS	10/10/2024	128885	AMZN/SFTY PT REDEM - EMP...	01-000-220710	EMPLOYEE ACCRUED SAFETY...	Geneva Rock \$ 1,868.49 85.00
AMERICAN EXPRESS	10/10/2024	128885	AWWA/REFUND	01-105-510480	TRAINING & EDUCATION - B...	WVC \$ 1,448.10 -425.00
AMERICAN EXPRESS	10/10/2024	128885	UASD/REGISTRATION ANNU...	01-105-510480	TRAINING & EDUCATION - B...	Other \$ 1,696.62 285.00
AMERICAN EXPRESS	10/10/2024	128885	COMFORT STE/LODGING A...	01-105-510480	TRAINING & EDUCATION - B...	630.00
AMERICAN EXPRESS	10/10/2024	128885	UASD/REGISTRATION ANNU...	01-105-510480	TRAINING & EDUCATION - B...	150.00
AMERICAN EXPRESS	10/10/2024	128885	DEQ/RENEW CROSS CONNEC...	01-110-510430	GENERAL ADMINISTRATIVE	59.18
AMERICAN EXPRESS	10/10/2024	128885	AMZN/PLACEMAKING COMM...	01-110-510430	GENERAL ADMINISTRATIVE	49.99
AMERICAN EXPRESS	10/10/2024	128885	AMZN/PLACEMAKING COMM...	01-110-510430	GENERAL ADMINISTRATIVE	955.00
AMERICAN EXPRESS	10/10/2024	128885	UASD/REGISTRATION ANNU...	01-110-510480	TRAINING & EDUCATION - M...	570.29
AMERICAN EXPRESS	10/10/2024	128885	COMFORT STE/LODGING A...	01-110-510480	TRAINING & EDUCATION - M...	25.00
AMERICAN EXPRESS	10/10/2024	128885	CHMBRWST/LUNCHEON	01-110-510480	TRAINING & EDUCATION - M...	547.49
AMERICAN EXPRESS	10/10/2024	128885	COMFORT STE/LODGING A...	01-110-510480	TRAINING & EDUCATION - M...	547.49
AMERICAN EXPRESS	10/10/2024	128885	COMFORT STE/LODGING A...	01-110-510480	TRAINING & EDUCATION - M...	425.00
AMERICAN EXPRESS	10/10/2024	128885	AWWA/REFUND	01-110-510480	TRAINING & EDUCATION - M...	3.95
AMERICAN EXPRESS	10/10/2024	128885	ZAZZLE/EMP ID BADGE	01-130-510410	OFFICE SUPPLIES/PRINTING	13.49
AMERICAN EXPRESS	10/10/2024	128885	AMZN/HAND SANITIZER	01-130-510410	OFFICE SUPPLIES/PRINTING	94.82
AMERICAN EXPRESS	10/10/2024	128885	AMZN/THERMAL RECEIPT PA...	01-130-510410	OFFICE SUPPLIES/PRINTING	4.19
AMERICAN EXPRESS	10/10/2024	128885	ZAZZLE/EMP BADGE	01-130-510410	OFFICE SUPPLIES/PRINTING	28.98
AMERICAN EXPRESS	10/10/2024	128885	VISTAPRINT/EMP BUSINESS ...	01-130-510410	OFFICE SUPPLIES/PRINTING	257.56
AMERICAN EXPRESS	10/10/2024	128885	AMZN/PRINTER TONER	01-130-510410	OFFICE SUPPLIES/PRINTING	50.00
AMERICAN EXPRESS	10/10/2024	128885	CHMBRWST/BUS SUCCESS S...	01-130-510480	TRAINING & EDUCATION - C...	50.00
AMERICAN EXPRESS	10/10/2024	128885	CHMBRWST/BUS SUCCESS S...	01-140-510480	TRAINING & EDUCATION - M...	250.00
AMERICAN EXPRESS	10/10/2024	128885	UTSFTYCOUNCIL/TRENCHING...	01-210-510480	TRAINING & EDUCATION - SA...	17.00
AMERICAN EXPRESS	10/10/2024	128885	SFTYCONNECT/SAFETY WEBI...	01-210-510480	TRAINING & EDUCATION - SA...	



**Paid Check Report**

**Payment Dates: 10/1/2024 - 10/31/2024**

Vendor Name	Payment Date	Payment Number	Description (Item)	Account Number	Account Name	Amount
AMERICAN EXPRESS	10/10/2024	128885	AMZN/SAFETY STICKERS	01-210-510490	SAFETY EXPENSE	29.95
AMERICAN EXPRESS	10/10/2024	128885	AMZN/SFTY PT REDEM - EMP...	01-210-510490	SAFETY EXPENSE	4.00
AMERICAN EXPRESS	10/10/2024	128885	UTSFTYCOUNCIL/TRENCHING...	01-220-510480	TRAINING & EDUCATION - W...	750.00
AMERICAN EXPRESS	10/10/2024	128885	WVC PT/APP CODE 289633	01-220-520210	REPAIR SUPPLIES - WTR R&R	300.00
AMERICAN EXPRESS	10/10/2024	128885	WVC PT/APP CODE 241800	01-220-520210	REPAIR SUPPLIES - WTR R&R	200.00
AMERICAN EXPRESS	10/10/2024	128885	WVC PT/APP CODE 266243	01-220-520210	REPAIR SUPPLIES - WTR R&R	200.00
AMERICAN EXPRESS	10/10/2024	128885	WVC PT/APP CODE 268154	01-220-520210	REPAIR SUPPLIES - WTR R&R	200.00
AMERICAN EXPRESS	10/10/2024	128885	WVC PT/APP CODE 288520	01-220-520210	REPAIR SUPPLIES - WTR R&R	200.00
AMERICAN EXPRESS	10/10/2024	128885	WVC PT/APP CODE 264576	01-220-520210	REPAIR SUPPLIES - WTR R&R	100.00
AMERICAN EXPRESS	10/10/2024	128885	WVC PT/APP CODE 267099	01-220-520210	REPAIR SUPPLIES - WTR R&R	300.00
AMERICAN EXPRESS	10/10/2024	128885	WVC PT/APP CODE 220134	01-220-520210	REPAIR SUPPLIES - WTR R&R	300.00
AMERICAN EXPRESS	10/10/2024	128885	WVC PT/APP CODE 222450	01-220-520210	REPAIR SUPPLIES - WTR R&R	200.00
AMERICAN EXPRESS	10/10/2024	128885	WVC PT/APP CODE 225656	01-220-520210	REPAIR SUPPLIES - WTR R&R	300.00
AMERICAN EXPRESS	10/10/2024	128885	WVC PT/APP CODE 250312	01-220-520210	REPAIR SUPPLIES - WTR R&R	200.00
AMERICAN EXPRESS	10/10/2024	128885	WVC PT/APP CODE 250304	01-220-520210	REPAIR SUPPLIES - WTR R&R	200.00
AMERICAN EXPRESS	10/10/2024	128885	WVC PT/APP CODE 246910	01-220-520210	REPAIR SUPPLIES - WTR R&R	300.00
AMERICAN EXPRESS	10/10/2024	128885	WVC PT/APP CODE 221067	01-220-520210	REPAIR SUPPLIES - WTR R&R	150.00
AMERICAN EXPRESS	10/10/2024	128885	WVC PT/APP CODE 249633	01-220-520210	REPAIR SUPPLIES - WTR R&R	205.00
AMERICAN EXPRESS	10/10/2024	128885	WVC PT/APP CODE 204639	01-220-520210	REPAIR SUPPLIES - WTR R&R	200.00
AMERICAN EXPRESS	10/10/2024	128885	WVC PT/APP CODE 260155	01-220-520210	REPAIR SUPPLIES - WTR R&R	600.00
AMERICAN EXPRESS	10/10/2024	128885	WVC PT/APP CODE 241407	01-220-520210	REPAIR SUPPLIES - WTR R&R	100.00
AMERICAN EXPRESS	10/10/2024	128885	WVC PT/APP CODE 224428	01-220-520210	REPAIR SUPPLIES - WTR R&R	200.00
AMERICAN EXPRESS	10/10/2024	128885	WVC PT/APP CODE 227322	01-220-520210	REPAIR SUPPLIES - WTR R&R	300.00
AMERICAN EXPRESS	10/10/2024	128885	WVC PT/APP CODE 206485	01-220-520210	REPAIR SUPPLIES - WTR R&R	300.00
AMERICAN EXPRESS	10/10/2024	128885	WVC PT/APP CODE 208355	01-220-520210	REPAIR SUPPLIES - WTR R&R	200.00
AMERICAN EXPRESS	10/10/2024	128885	WVC PT/APP CODE 266102	01-220-520210	REPAIR SUPPLIES - WTR R&R	400.00
AMERICAN EXPRESS	10/10/2024	128885	UTDEQ/PLANT STORM WTR ...	01-220-520210	REPAIR SUPPLIES - WTR R&R	350.00
AMERICAN EXPRESS	10/10/2024	128885	AMZN/GREASE GUN, LOCKI...	01-220-520240	TOOLS & SUPPLIES - WTR R&R	31.96
AMERICAN EXPRESS	10/10/2024	128885	AMZN/EQUIPMENT KEYS	01-220-520240	TOOLS & SUPPLIES - WTR R&R	52.18
AMERICAN EXPRESS	10/10/2024	128885	AMZN/CONTROLLERS	01-240-520240	TOOLS & SUPPLIES - WW MA...	99.98
AMERICAN EXPRESS	10/10/2024	128885	AMZN/CONTROLLER BATTER...	01-240-520240	TOOLS & SUPPLIES - WW MA...	35.99
AMERICAN EXPRESS	10/10/2024	128885	AMZN/GATE OPENER REMO...	01-260-520210	REPAIR SUPPLIES - BLD/FLT ...	72.00
AMERICAN EXPRESS	10/10/2024	128885	AMZN/UNIT #110 - THERMO...	01-260-520210	REPAIR SUPPLIES - BLD/FLT ...	15.19
AMERICAN EXPRESS	10/10/2024	128885	AMZN/UNIT #110 - ENGINE ...	01-260-520210	REPAIR SUPPLIES - BLD/FLT ...	41.29
AMERICAN EXPRESS	10/10/2024	128885	AMZN/CAMSHAFT ALIGNME...	01-260-520240	TOOLS & SUPPLIES - BLD/FLT...	32.89
AMERICAN EXPRESS	10/10/2024	128885	APWA/REGISTRATION APWA...	01-330-510480	TRAINING & EDUCATION - B...	290.00
AMERICAN EXPRESS	10/10/2024	128885	COMFORT STE/LODGING A...	01-340-510480	TRAINING & EDUCATION - E...	597.70
AMERICAN EXPRESS	10/10/2024	128885	APWA/REGISTRATION APWA...	01-340-510480	TRAINING & EDUCATION - E...	290.00
AMERICAN EXPRESS	10/10/2024	128885	APWA/REGISTRATION APWA...	01-340-510480	TRAINING & EDUCATION - E...	190.00
AMERICAN EXPRESS	10/10/2024	128885	AMZN/WW FILTER STRAINER	01-350-520210	REPAIR SUPPLIES - OPERATOR	12.39
AMERICAN EXPRESS	10/10/2024	128885	AMZN/WALL PLUG COVER	01-360-510220	BUILDINGS & GROUNDS - SYS...	8.29
AMERICAN EXPRESS	10/10/2024	128885	AMZN/PRINTER TONER	01-360-510440	COMPUTER SUPPLIES/EQUI...	65.89
AMERICAN EXPRESS	10/10/2024	128885	MICROSFT/VISIO ANNUAL S...	01-360-510440	COMPUTER SUPPLIES/EQUI...	180.00
AMERICAN EXPRESS	10/10/2024	128885	ZOOM/ONLINE MTGS	01-360-510440	COMPUTER SUPPLIES/EQUI...	219.90

**Paid Check Report**

**Payment Dates: 10/1/2024 - 10/31/2024**

Vendor Name	Payment Date	Payment Number	Description (Item)	Account Number	Account Name	Amount
AMERICAN EXPRESS	10/10/2024	128885	PLURALSIGHT/TRAINING SOF...	01-360-510440	COMPUTER SUPPLIES/EQUI...	385.01
AMERICAN EXPRESS	10/10/2024	128885	AMZN/AXIS CAMERAS	01-360-510440	COMPUTER SUPPLIES/EQUI...	559.98
AMERICAN EXPRESS	10/10/2024	128885	CANVA/ANNUAL SUBSCRIPT...	01-360-510440	COMPUTER SUPPLIES/EQUI...	600.00
AMERICAN EXPRESS	10/10/2024	128885	AMZN/KEYBOARD, MOUSE ...	01-360-510440	COMPUTER SUPPLIES/EQUI...	45.57
AMERICAN EXPRESS	10/10/2024	128885	AMZN/IT SUPPLIES	01-360-510440	COMPUTER SUPPLIES/EQUI...	17.44
AMERICAN EXPRESS	10/10/2024	128885	IFIXIT/LAPTOP BATTERY REP...	01-360-510440	COMPUTER SUPPLIES/EQUI...	84.99
<b>Vendor 1210 - AMERICAN EXPRESS Total:</b>						<b>108,283.85</b>
<b>Vendor: 5132 - APA BENEFITS, INC.</b>						
APA BENEFITS, INC.	10/16/2024	128943	AUG 2024 COBRA SERVICING	01-110-510520	PROFESSIONAL CONSULTING ..	54.60
APA BENEFITS, INC.	10/30/2024	129004	SEP 2024 COBRA SERVICING	01-110-510520	PROFESSIONAL CONSULTING ..	56.00
<b>Vendor 5132 - APA BENEFITS, INC. Total:</b>						<b>110.60</b>
<b>Vendor: 1087 - APCO INC</b>						
APCO INC	10/24/2024	128947	PRV Upgrades	01-340-520920	INFRASTRUCTURE PURCHAS...	92,502.50
<b>Vendor 1087 - APCO INC Total:</b>						<b>92,502.50</b>
<b>Vendor: 1267 - APELLO</b>						
APELLO	10/02/2024	DFT0001531	OCT 2024 ANSWERING SERV...	01-360-510470	TELEPHONE	554.00
<b>Vendor 1267 - APELLO Total:</b>						<b>554.00</b>
<b>Vendor: 1268.1 - APPLICANTPRO</b>						
APPLICANTPRO	10/16/2024	128914	NOV 2024 APPLICANT PROCE...	01-360-510440	COMPUTER SUPPLIES/EQUI...	186.00
<b>Vendor 1268.1 - APPLICANTPRO Total:</b>						<b>186.00</b>
<b>Vendor: 5204 - ARCADIA BUILDERS</b>						
ARCADIA BUILDERS	10/10/2024	128907	ARCADIA BULDERS/AS-BUILT...	01-000-410300	ENGINEERING FEES	1,250.00
<b>Vendor 5204 - ARCADIA BUILDERS Total:</b>						<b>1,250.00</b>
<b>Vendor: 5231 - ARNOLD MACHINERY COMPANY</b>						
ARNOLD MACHINERY COMP...	10/16/2024	128944	UNIT #111-DRIVER SIDE WIN...	01-260-520210	REPAIR SUPPLIES - BLD/FLT ...	361.66
ARNOLD MACHINERY COMP...	10/24/2024	128975	UNIT #111-DRIVER SIDE WIN...	01-260-520210	REPAIR SUPPLIES - BLD/FLT ...	108.34
ARNOLD MACHINERY COMP...	10/24/2024	128975	UNIT #111-DRIVER SIDE WIN...	01-260-520210	REPAIR SUPPLIES - BLD/FLT ...	218.92
<b>Vendor 5231 - ARNOLD MACHINERY COMPANY Total:</b>						<b>688.92</b>
<b>Vendor: 1306 - ASAP AUTO PARTS WAREHOUSE</b>						
ASAP AUTO PARTS WAREHO...	10/02/2024	128844	UNIT #8/AIR FILTER RETURN	01-260-520210	REPAIR SUPPLIES - BLD/FLT ...	-8.26
ASAP AUTO PARTS WAREHO...	10/02/2024	128844	UNIT #8/FILTERS, OIL	01-260-520210	REPAIR SUPPLIES - BLD/FLT ...	48.24
ASAP AUTO PARTS WAREHO...	10/02/2024	128844	UNIT #8/AIR FILTER	01-260-520210	REPAIR SUPPLIES - BLD/FLT ...	10.04
ASAP AUTO PARTS WAREHO...	10/02/2024	128844	SHOP/SUPPLIES	01-260-520210	REPAIR SUPPLIES - BLD/FLT ...	52.97
ASAP AUTO PARTS WAREHO...	10/02/2024	128844	UNIT #16/BATTERY	01-260-520210	REPAIR SUPPLIES - BLD/FLT ...	131.48
ASAP AUTO PARTS WAREHO...	10/02/2024	128844	UNIT #59/BATTERY	01-260-520210	REPAIR SUPPLIES - BLD/FLT ...	131.48
ASAP AUTO PARTS WAREHO...	10/02/2024	128844	UNIT #40/PM SERVICE OIL	01-260-520210	REPAIR SUPPLIES - BLD/FLT ...	8.64
ASAP AUTO PARTS WAREHO...	10/02/2024	128844	UNIT #40/PM SERVICE	01-260-520210	REPAIR SUPPLIES - BLD/FLT ...	34.56
ASAP AUTO PARTS WAREHO...	10/02/2024	128844	UNIT #110/DRIVE BELT	01-260-520210	REPAIR SUPPLIES - BLD/FLT ...	14.15
ASAP AUTO PARTS WAREHO...	10/02/2024	128844	UNIT #110/RADIATOR CAP	01-260-520210	REPAIR SUPPLIES - BLD/FLT ...	3.63
ASAP AUTO PARTS WAREHO...	10/02/2024	128844	UNIT #110/FUEL HOSE	01-260-520210	REPAIR SUPPLIES - BLD/FLT ...	27.46
ASAP AUTO PARTS WAREHO...	10/02/2024	128844	UNIT #110/HVAC HEATER H...	01-260-520210	REPAIR SUPPLIES - BLD/FLT ...	41.99

**Paid Check Report**

Payment Dates: 10/1/2024 - 10/31/2024

Vendor Name	Payment Date	Payment Number	Description (Item)	Account Number	Account Name	Amount
ASAP AUTO PARTS WAREHO...	10/02/2024	128844	SHOP/PB BLASTER	01-260-520210	REPAIR SUPPLIES - BLD/FLT ...	14.62
ASAP AUTO PARTS WAREHO...	10/02/2024	128844	UNIT #26/BREAKERS	01-260-520210	REPAIR SUPPLIES - BLD/FLT ...	19.97
ASAP AUTO PARTS WAREHO...	10/02/2024	128844	SHOP/CUTTING DISKS	01-260-520240	TOOLS & SUPPLIES - BLD/FLT...	21.50
ASAP AUTO PARTS WAREHO...	10/02/2024	128844	PLEASANT VALLEY/ELECTRIC...	01-350-520210	REPAIR SUPPLIES - OPERATOR	5.66
<b>Vendor 1306 - ASAP AUTO PARTS WAREHOUSE Total:</b>						<b>558.13</b>
<b>Vendor: 2930 - ASBURY AUTOMOTIVE GROUP</b>						
ASBURY AUTOMOTIVE GRO...	10/16/2024	128931	UNIT #1-TAPPET ROLLER	01-260-520210	REPAIR SUPPLIES - BLD/FLT ...	32.05
<b>Vendor 2930 - ASBURY AUTOMOTIVE GROUP Total:</b>						<b>32.05</b>
<b>Vendor: 1330 - ASSOCIATED BUSINESS TECHNOLOGIES</b>						
ASSOCIATED BUSINESS TECH...	10/24/2024	128948	BLD A & BLD B PRINTER-SCA...	01-130-510410	OFFICE SUPPLIES/PRINTING	247.45
<b>Vendor 1330 - ASSOCIATED BUSINESS TECHNOLOGIES Total:</b>						<b>247.45</b>
<b>Vendor: 5174 - BARBOSA, DANIEL</b>						
BARBOSA, DANIEL	10/31/2024	10349	2024 BOOT REIMBURSEMENT	01-210-510490	SAFETY EXPENSE	150.00
<b>Vendor 5174 - BARBOSA, DANIEL Total:</b>						<b>150.00</b>
<b>Vendor: 1434 - BATTERY SYSTEMS INC</b>						
BATTERY SYSTEMS INC	10/02/2024	128846	PRV UPS	01-360-510440	COMPUTER SUPPLIES/EQUI...	28.70
<b>Vendor 1434 - BATTERY SYSTEMS INC Total:</b>						<b>28.70</b>
<b>Vendor: 5259 - BELDIN, DALLIN</b>						
BELDIN, DALLIN	10/31/2024	10350	PLACEMAKING TRUCK OR TR...	01-110-510430	GENERAL ADMINISTRATIVE	128.52
<b>Vendor 5259 - BELDIN, DALLIN Total:</b>						<b>128.52</b>
<b>Vendor: 1462 - BIOGRASS SOD FARMS</b>						
BIOGRASS SOD FARMS	10/30/2024	128979	Sod for Repairs	01-220-520210	REPAIR SUPPLIES - WTR R&R	294.00
<b>Vendor 1462 - BIOGRASS SOD FARMS Total:</b>						<b>294.00</b>
<b>Vendor: 5282 - BLACKRIDGE ENTERPRISES</b>						
BLACKRIDGE ENTERPRISES	10/16/2024	128946	UNIT #61, 62, 63-DRIVERS SE...	01-260-510910	MACHINERY & EQUIPMENT - ...	1,245.24
BLACKRIDGE ENTERPRISES	10/30/2024	129009	NEW PICKUP-BED LINER	01-260-510910	MACHINERY & EQUIPMENT - ...	650.00
BLACKRIDGE ENTERPRISES	10/30/2024	129009	UNIT #36-NEW UTILITY/CRA...	01-260-510910	MACHINERY & EQUIPMENT - ...	48,390.73
BLACKRIDGE ENTERPRISES	10/30/2024	129009	Utility Crane Body - drawer/c...	01-260-510910	MACHINERY & EQUIPMENT - ...	7,306.34
<b>Vendor 5282 - BLACKRIDGE ENTERPRISES Total:</b>						<b>57,592.31</b>
<b>Vendor: 1470 - BLUE STAKES OF UTAH UTILITY</b>						
BLUE STAKES OF UTAH UTILI...	10/16/2024	128915	2024 Blue Stakes Services	01-340-510520	PROFESSIONAL CONSULTING ..	725.00
<b>Vendor 1470 - BLUE STAKES OF UTAH UTILITY Total:</b>						<b>725.00</b>
<b>Vendor: 5338 - BOART LONGYEAR COMPANY</b>						
BOART LONGYEAR COMPANY	10/24/2024	128977	23L: WATTS WELL #18 DRILL...	01-340-520920	INFRASTRUCTURE PURCHAS...	257,183.98
BOART LONGYEAR COMPANY	10/24/2024	128977	RETENTION/23L - PMT #2 PA...	01-000-210110	RETAINAGE	11,630.29
<b>Vendor 5338 - BOART LONGYEAR COMPANY Total:</b>						<b>268,814.27</b>
<b>Vendor: 1480 - BOB'S LOCK SAFE &amp; KEY</b>						
BOB'S LOCK SAFE & KEY	10/02/2024	128847	WWPS GENERATOR KEYS	01-350-520210	REPAIR SUPPLIES - OPERATOR	101.84
BOB'S LOCK SAFE & KEY	10/02/2024	128847	WWPS KEY	01-350-520210	REPAIR SUPPLIES - OPERATOR	17.97
<b>Vendor 1480 - BOB'S LOCK SAFE &amp; KEY Total:</b>						<b>119.81</b>

**Paid Check Report**

Payment Dates: 10/1/2024 - 10/31/2024

Vendor Name	Payment Date	Payment Number	Description (Item)	Account Number	Account Name	Amount
<b>Vendor: 1500 - BOWEN COLLINS AND ASSOCIATES</b>						
BOWEN COLLINS AND ASSOC...	10/16/2024	128916	Redwood Rd Wtr CM	01-340-520920	INFRASTRUCTURE PURCHAS...	4,930.50
BOWEN COLLINS AND ASSOC...	10/30/2024	128980	23G.CONSTMGMT	01-340-520920	INFRASTRUCTURE PURCHAS... <b>Chstfld Exhaust Project</b>	1,269.75
<b>Vendor 1500 - BOWEN COLLINS AND ASSOCIATES Total:</b>						<b>6,200.25</b>
<b>Vendor: 1525 - BRADY INDUSTRIES OF UTAH LLC</b>						
BRADY INDUSTRIES OF UTAH...	10/16/2024	128917	JANITORIAL SUPPLIES	01-130-510220	BUILDINGS & GROUNDS - CU...	797.17
<b>Vendor 1525 - BRADY INDUSTRIES OF UTAH LLC Total:</b>						<b>797.17</b>
<b>Vendor: 5165 - BRYON O. ELWELL, SR.</b>						
BRYON O. ELWELL, SR.	10/24/2024	128973	Hazard Mitigation Plan	01-110-510520	PROFESSIONAL CONSULTING ..	4,380.00
<b>Vendor 5165 - BRYON O. ELWELL, SR. Total:</b>						<b>4,380.00</b>
<b>Vendor: 1549 - BUCHANAN ACCESS SYSTEMS LLC</b>						
BUCHANAN ACCESS SYSTEMS..	10/24/2024	128949	SOUTH GATE DIAGNOSIS	01-360-510220	BUILDINGS & GROUNDS - SYS...	179.75
BUCHANAN ACCESS SYSTEMS..	10/24/2024	128949	SOUTH GATE REPAIR	01-360-510220	BUILDINGS & GROUNDS - SYS...	2,112.00
BUCHANAN ACCESS SYSTEMS..	10/24/2024	128949	PLANT GATE REPAIR	01-220-520210	REPAIR SUPPLIES - WTR R&R	194.50
<b>Vendor 1549 - BUCHANAN ACCESS SYSTEMS LLC Total:</b>						<b>2,486.25</b>
<b>Vendor: 1625 - CARSON ELEVATOR, LLC</b>						
CARSON ELEVATOR, LLC	10/10/2024	128886	2024 4TH QTR ELEVATOR SE...	01-130-510220	BUILDINGS & GROUNDS - CU...	437.01
<b>Vendor 1625 - CARSON ELEVATOR, LLC Total:</b>						<b>437.01</b>
<b>Vendor: 1670 - CENTRAL VALLEY WATER REC FACILITY</b>						
CENTRAL VALLEY WATER REC...	10/16/2024	128918	FACILITY OPERATION	01-400-580310	FACILITY OPERATION - C.V.	448,835.57
CENTRAL VALLEY WATER REC...	10/16/2024	128918	MONTHLY CIP	01-400-580320	PROJECT BETTERMENTS- C.V.	23,825.28
CENTRAL VALLEY WATER REC...	10/16/2024	128918	PRETREATMENT FIELD	01-400-580340	PRETREATMENT FIELD - C.V.	36,873.14
CENTRAL VALLEY WATER REC...	10/16/2024	128918	ENTITY LAB WORK	01-400-580350	LABORATORY - C.V.	1,182.00
CENTRAL VALLEY WATER REC...	10/16/2024	128918	NET LAB COSTS	01-400-580350	LABORATORY - C.V.	25,920.74
CENTRAL VALLEY WATER REC...	10/16/2024	128918	LOAN PAYMENT	01-400-580380	CVW DEBT SERVICE	518,058.95
<b>Vendor 1670 - CENTRAL VALLEY WATER REC FACILITY Total:</b>						<b>1,054,695.68</b>
<b>Vendor: 1680 - CENTURY EQUIPMENT CO</b>						
CENTURY EQUIPMENT CO	10/24/2024	128950	UNIT #102 NEW BACKHOE-1...	01-260-520210	REPAIR SUPPLIES - BLD/FLT ...	1,500.00
CENTURY EQUIPMENT CO	10/24/2024	128950	UNIT #102 NEW BACKHOE-1...	01-260-520210	REPAIR SUPPLIES - BLD/FLT ...	97.49
<b>Vendor 1680 - CENTURY EQUIPMENT CO Total:</b>						<b>1,597.49</b>
<b>Vendor: 1723 - CHEMTECH-FORD, INC.</b>						
CHEMTECH-FORD, INC.	10/24/2024	128951	RUSHTON/QUARTERLY MON...	01-231-530270	WATER TESTING FEES	174.00
<b>Vendor 1723 - CHEMTECH-FORD, INC. Total:</b>						<b>174.00</b>
<b>Vendor: 1725.5 - CINTAS CORPORATION</b>						
CINTAS CORPORATION	10/10/2024	128887	Cintas Floor Mat Cleaning	01-130-510220	BUILDINGS & GROUNDS - CU...	116.64
CINTAS CORPORATION	10/10/2024	128887	Cintas Floor Mat Cleaning	01-130-510220	BUILDINGS & GROUNDS - CU...	116.64
<b>Vendor 1725.5 - CINTAS CORPORATION Total:</b>						<b>233.28</b>
<b>Vendor: 5255 - CITY OF SOUTH SALT LAKE</b>						
CITY OF SOUTH SALT LAKE	10/16/2024	DFT0001554	SEP 2024 STORMWATER	01-230-510460	UTILITIES - WTR	33.00
<b>Vendor 5255 - CITY OF SOUTH SALT LAKE Total:</b>						<b>33.00</b>

**Paid Check Report**

Payment Dates: 10/1/2024 - 10/31/2024

Vendor Name	Payment Date	Payment Number	Description (Item)	Account Number	Account Name	Amount
<b>Vendor: 1730 - CLYDE SNOW &amp; SESSIONS</b>						
CLYDE SNOW & SESSIONS	10/02/2024	DFT0001532	MATTER 006400/GENERAL	01-110-510500	LEGAL EXPENSE	3,290.00
CLYDE SNOW & SESSIONS	10/16/2024	DFT0001553	MATTER 006400/GENERAL	01-110-510500	LEGAL EXPENSE	4,100.00
<b>Vendor 1730 - CLYDE SNOW &amp; SESSIONS Total:</b>						<b>7,390.00</b>
<b>Vendor: 5133 - COLUMBUS FOUNDATION, INC.</b>						
COLUMBUS FOUNDATION, I...	10/02/2024	128876	SEP 2024 DOCUMENT SHRE...	01-110-510430	GENERAL ADMINISTRATIVE	37.00
<b>Vendor 5133 - COLUMBUS FOUNDATION, INC. Total:</b>						<b>37.00</b>
<b>Vendor: 1763 - CONELY COMPANY</b>						
CONELY COMPANY	10/16/2024	128919	WELL #15 - SODIUM HYPO	01-350-520210	REPAIR SUPPLIES - OPERATOR	12.47
<b>Vendor 1763 - CONELY COMPANY Total:</b>						<b>12.47</b>
<b>Vendor: 5248 - CONSOR NORTH AMERICA, INC</b>						
CONSOR NORTH AMERICA, I...	10/30/2024	129007	20I Supplementary Inspectio...	01-340-520920	INFRASTRUCTURE PURCHAS...	21,827.50
<b>Vendor 5248 - CONSOR NORTH AMERICA, INC Total:</b>						<b>21,827.50</b>
<b>Vendor: 1797 - CORPORATE TRADITIONS LLC</b>						
CORPORATE TRADITIONS LLC	10/24/2024	128952	HOLIDAY VOUCHERS	01-110-510430	GENERAL ADMINISTRATIVE	2,775.00
<b>Vendor 1797 - CORPORATE TRADITIONS LLC Total:</b>						<b>2,775.00</b>
<b>Vendor: 1845 - CRUS OIL, INC.</b>						
CRUS OIL, INC.	10/16/2024	128920	SHOP-DEF BULK	01-260-510230	VEHICLE FUEL - BLD/FLT MAI...	300.00
CRUS OIL, INC.	10/16/2024	128920	SHOP-DEF BULK	01-260-510230	VEHICLE FUEL - BLD/FLT MAI...	83.25
CRUS OIL, INC.	10/16/2024	128920	HYDRAULIC OIL FOR MUFFIN...	01-350-520210	REPAIR SUPPLIES - OPERATOR	125.32
<b>Vendor 1845 - CRUS OIL, INC. Total:</b>						<b>508.57</b>
<b>Vendor: 5377 - DAVID L JENSEN &amp; ASSOCIATES</b>						
DAVID L JENSEN & ASSOCIAT...	10/10/2024	128913	DAVID L JENSEN/AS-BUILT D...	01-000-410300	ENGINEERING FEES	1,250.00
<b>Vendor 5377 - DAVID L JENSEN &amp; ASSOCIATES Total:</b>						<b>1,250.00</b>
<b>Vendor: 1922 - DAWSON INFRASTRUCTURE SOLUTIONS</b>						
DAWSON INFRASTRUCTURE ...	10/24/2024	128953	Unit #63- IBAK and Sewer Eq...	01-240-510910	MACHINERY & EQUIPMENT -...	11,134.02
<b>Vendor 1922 - DAWSON INFRASTRUCTURE SOLUTIONS Total:</b>						<b>11,134.02</b>
<b>Vendor: 1930 - DENTAL SELECT</b>						
DENTAL SELECT	10/02/2024	128848	DENTAL INSURANCE FAMILY	01-000-220500	HEALTH INSURANCE PAYABLE	2,928.76
DENTAL SELECT	10/02/2024	128848	DENTAL INSURANCE SINGLE	01-000-220500	HEALTH INSURANCE PAYABLE	282.28
DENTAL SELECT	10/02/2024	128848	DENTAL INSURANCE FAMILY	01-000-220500	HEALTH INSURANCE PAYABLE	2,730.20
DENTAL SELECT	10/02/2024	128848	DENTAL INSURANCE SINGLE	01-000-220500	HEALTH INSURANCE PAYABLE	254.40
DENTAL SELECT	10/02/2024	128848	OCT 2024 EMP ADJ - ROUND...	01-110-500130	HEALTH INSURANCE - MGMT	-0.17
DENTAL SELECT	10/02/2024	128848	RETIREE DENTAL INS	01-110-500130	HEALTH INSURANCE - MGMT	428.91
DENTAL SELECT	10/02/2024	128848	EMPLOYEE DENTAL ADJ-EMP...	01-130-500130	HEALTH INSURANCE - CUST S...	67.50
DENTAL SELECT	10/02/2024	128848	NEW EMPLOYEE DENTAL-EM...	01-140-500130	HEALTH INSURANCE - METERS	-31.79
DENTAL SELECT	10/02/2024	128848	NEW EMPLOYEE DENTAL-EM...	01-140-500130	HEALTH INSURANCE - METERS	-99.28
DENTAL SELECT	10/02/2024	128848	NEW EMPLOYEE DENTAL-EM...	01-220-500130	HEALTH INSURANCE - WTR ...	-99.28
DENTAL SELECT	10/02/2024	128848	NEW EMPLOYEE DENTAL-EM...	01-220-500130	HEALTH INSURANCE - WTR ...	-63.58
<b>Vendor 1930 - DENTAL SELECT Total:</b>						<b>6,397.95</b>

Redwood Road Project

CCTV Jetter Truck Equipment

**Paid Check Report**

**Payment Dates: 10/1/2024 - 10/31/2024**

Vendor Name	Payment Date	Payment Number	Description (Item)	Account Number	Account Name	Amount
<b>Vendor: 1935 - DESIGN WEST ARCHITECTS</b>						
DESIGN WEST ARCHITECTS	10/10/2024	128888	Building A Design Amendmen..	01-340-520920	INFRASTRUCTURE PURCHAS...	111.87
DESIGN WEST ARCHITECTS	10/10/2024	128888	Building B Design Amendmen...	01-340-520920	INFRASTRUCTURE PURCHAS...	383.13
<b>Vendor 1935 - DESIGN WEST ARCHITECTS Total:</b>						<b>495.00</b>
<b>Vendor: 1980 - DOMINION ENERGY</b>						
DOMINION ENERGY	10/02/2024	128849	SEP 2024 NATURAL GAS	01-110-510460	UTILITIES - MGMT	328.44
DOMINION ENERGY	10/02/2024	128849	SEP 2024 NATURAL GAS	01-230-510460	UTILITIES - WTR	103.19
DOMINION ENERGY	10/02/2024	128849	SEP 2024 NATURAL GAS	01-240-510460	UTILITIES - WW	39.45
DOMINION ENERGY	10/30/2024	128981	OCT 2024 NATURAL GAS	01-110-510460	UTILITIES - MGMT	410.10
DOMINION ENERGY	10/30/2024	128981	OCT 2024 NATURAL GAS	01-230-510460	UTILITIES - WTR	120.90
DOMINION ENERGY	10/30/2024	128981	OCT 2024 NATURAL GAS	01-240-510460	UTILITIES - WW	44.38
<b>Vendor 1980 - DOMINION ENERGY Total:</b>						<b>1,046.46</b>
<b>Vendor: 5364 - DRY CREEK STRUCTURES LLC</b>						
DRY CREEK STRUCTURES LLC	10/10/2024	128908	UDOT Cement Panel Replac...	01-220-520210	REPAIR SUPPLIES - WTR R&R	22,000.00
<b>Vendor 5364 - DRY CREEK STRUCTURES LLC Total:</b>						<b>22,000.00</b>
<b>3100 S. Panel Replacment</b>						
<b>Vendor: 5195 - ECOBRITE FRANCHISING</b>						
ECOBRITE FRANCHISING	10/10/2024	128906	Yearly Janitorial Cleaning	01-130-510220	BUILDINGS & GROUNDS - CU...	2,340.90
<b>Vendor 5195 - ECOBRITE FRANCHISING Total:</b>						<b>2,340.90</b>
<b>Vendor: 2102 - ENTERPRISE FM TRUST</b>						
ENTERPRISE FM TRUST	10/24/2024	128954	UNIT 53 LEASE CHARGES	01-260-510235	VEHICLE LEASE	623.32
ENTERPRISE FM TRUST	10/24/2024	128954	UNIT 12 LEASE CHARGES	01-260-510235	VEHICLE LEASE	541.91
ENTERPRISE FM TRUST	10/24/2024	128954	UNIT 55 LEASE CHARGES	01-260-510235	VEHICLE LEASE	533.84
ENTERPRISE FM TRUST	10/24/2024	128954	UNIT 52 LEASE CHARGES	01-260-510235	VEHICLE LEASE	533.84
ENTERPRISE FM TRUST	10/24/2024	128954	UNIT 27 LEASE CHARGES	01-260-510235	VEHICLE LEASE	533.84
ENTERPRISE FM TRUST	10/24/2024	128954	UNIT 60 LEASE CHARGES	01-260-510235	VEHICLE LEASE	616.91
<b>Vendor 2102 - ENTERPRISE FM TRUST Total:</b>						<b>3,383.66</b>
<b>Vendor: 2103 - ENVIRONMENTAL PRODUCTS &amp; ACCESSORIES</b>						
ENVIRONMENTAL PRODUCTS..	10/16/2024	128921	Vactor Supplies	01-240-520240	TOOLS & SUPPLIES - WW MA...	1,318.38
<b>Vendor 2103 - ENVIRONMENTAL PRODUCTS &amp; ACCESSORIES Total:</b>						<b>1,318.38</b>
<b>Vendor: 5335 - ENVIRONMENTAL SEEDS WEST, LLC</b>						
ENVIRONMENTAL SEEDS WE...	10/30/2024	129011	24/25 JV Grant Grass Seed	01-110-510530	PUBLIC RELATIONS/CONSER...	2,300.00
<b>Vendor 5335 - ENVIRONMENTAL SEEDS WEST, LLC Total:</b>						<b>2,300.00</b>
<b>Vendor: 2127 - ESRI INC</b>						
ESRI INC	10/16/2024	128922	ESRI GIS Software Annual Ma...	01-360-510440	COMPUTER SUPPLIES/EQUI...	14,523.08
<b>Vendor 2127 - ESRI INC Total:</b>						<b>14,523.08</b>
<b>Vendor: 2184.1 - FASTENAL COMPANY</b>						
FASTENAL COMPANY	10/02/2024	128850	PPE VENDING SUPPLIES	01-210-510490	SAFETY EXPENSE	224.14
FASTENAL COMPANY	10/10/2024	128889	PPE VENDING SUPPLIES	01-210-510490	SAFETY EXPENSE	115.56
FASTENAL COMPANY	10/16/2024	128923	PPE VENDING SUPPLIES	01-210-510490	SAFETY EXPENSE	180.03
FASTENAL COMPANY	10/30/2024	128983	PPE VENDING FEE	01-210-510490	SAFETY EXPENSE	20.00

**Paid Check Report**

**Payment Dates: 10/1/2024 - 10/31/2024**

Vendor Name	Payment Date	Payment Number	Description (Item)	Account Number	Account Name	Amount
FASTENAL COMPANY	10/30/2024	128983	FASTENAL MACHINE/SAFETY...	01-210-510490	SAFETY EXPENSE	12.00
<b>Vendor 2184.1 - FASTENAL COMPANY Total:</b>						<b>551.73</b>
<b>Vendor: 2200 - FILTER TECHNOLOGIES</b>						
FILTER TECHNOLOGIES	10/02/2024	128851	FILTERS FOR WELL SODIUM ...	01-350-520210	REPAIR SUPPLIES - OPERATOR	193.68
<b>Vendor 2200 - FILTER TECHNOLOGIES Total:</b>						<b>193.68</b>
<b>Vendor: 5115 - FIRST DIGITAL COMMUNICATIONS, LLC</b>						
FIRST DIGITAL COMMUNICAT...	10/16/2024	128942	Phone System Annual Renew...	01-360-510470	TELEPHONE	2,274.62
<b>Vendor 5115 - FIRST DIGITAL COMMUNICATIONS, LLC Total:</b>						<b>2,274.62</b>
<b>Vendor: 2241 - FLEET PRIDE</b>						
FLEET PRIDE	10/02/2024	128852	Unit# 110	01-260-520210	REPAIR SUPPLIES - BLD/FLT ...	36.26
FLEET PRIDE	10/02/2024	128852	UNIT #24-CITY HORN	01-260-520210	REPAIR SUPPLIES - BLD/FLT ...	24.99
FLEET PRIDE	10/02/2024	128852	UNIT #4-HOOD LATCH	01-260-520210	REPAIR SUPPLIES - BLD/FLT ...	44.25
FLEET PRIDE	10/02/2024	128852	UNIT #62-PM FILTERS	01-260-520210	REPAIR SUPPLIES - BLD/FLT ...	40.10
FLEET PRIDE	10/02/2024	128852	UNIT #62-PM FILTERS	01-260-520210	REPAIR SUPPLIES - BLD/FLT ...	100.00
FLEET PRIDE	10/10/2024	128890	UNIT #18-TOGGLE SWITCH, ...	01-260-520210	REPAIR SUPPLIES - BLD/FLT ...	110.65
FLEET PRIDE	10/10/2024	128890	UNIT #18-BATTERIES	01-260-520210	REPAIR SUPPLIES - BLD/FLT ...	269.98
FLEET PRIDE	10/24/2024	128955	Unit #15- Strobe Lights	01-260-520210	REPAIR SUPPLIES - BLD/FLT ...	144.78
<b>Vendor 2241 - FLEET PRIDE Total:</b>						<b>771.01</b>
<b>Vendor: 2283 - FRANSON CIVIL ENGINEERS INC.</b>						
FRANSON CIVIL ENGINEERS I...	10/16/2024	128924	24R BANGERTER HWY @ 470...	01-340-520920	INFRASTRUCTURE PURCHAS...	5,943.05
<b>Vendor 2283 - FRANSON CIVIL ENGINEERS INC. Total:</b>						<b>5,943.05</b>
<b>Vendor: 2370 - GOLDSTREET DESIGN AGENCY, INC</b>						
GOLDSTREET DESIGN AGENC...	10/10/2024	128891	DCDA FLIERS	01-231-530270	WATER TESTING FEES	777.44
<b>Vendor 2370 - GOLDSTREET DESIGN AGENCY, INC Total:</b>						<b>777.44</b>
<b>Vendor: 2380 - GRAINGER INC</b>						
GRAINGER INC	10/10/2024	128892	Grainger PSI gauges	01-230-520240	TOOLS & SUPPLIES - WTR MA...	133.64
GRAINGER INC	10/30/2024	128984	Meters - Tools	01-140-520240	TOOLS & SUPPLIES - METERS	222.70
GRAINGER INC	10/30/2024	128984	Inverter for Unit #17	01-240-520240	TOOLS & SUPPLIES - WW MA...	104.66
<b>Vendor 2380 - GRAINGER INC Total:</b>						<b>461.00</b>
<b>Vendor: 2440 - GREAT WESTERN SUPPLY</b>						
GREAT WESTERN SUPPLY	10/10/2024	128893	ARMSTRONG/TOILET HARD...	01-350-520210	REPAIR SUPPLIES - OPERATOR	6.77
GREAT WESTERN SUPPLY	10/10/2024	128893	BREEZE/SPRINKLERS	01-350-520210	REPAIR SUPPLIES - OPERATOR	39.93
GREAT WESTERN SUPPLY	10/10/2024	128893	EAST REC/SPRINKLER REPAIRS	01-350-520210	REPAIR SUPPLIES - OPERATOR	8.34
GREAT WESTERN SUPPLY	10/10/2024	128893	EAST REC/SPRINKLER REPAIRS	01-350-520210	REPAIR SUPPLIES - OPERATOR	33.36
GREAT WESTERN SUPPLY	10/10/2024	128893	ARMSTRONG/P-TRAP REPLA...	01-350-520210	REPAIR SUPPLIES - OPERATOR	168.08
GREAT WESTERN SUPPLY	10/10/2024	128893	RETURNED SUPPLIES	01-350-520210	REPAIR SUPPLIES - OPERATOR	-240.97
GREAT WESTERN SUPPLY	10/16/2024	128925	WELL #15 - SODIUM HYPO	01-350-520210	REPAIR SUPPLIES - OPERATOR	6.31
<b>Vendor 2440 - GREAT WESTERN SUPPLY Total:</b>						<b>21.82</b>
<b>Vendor: 2440.3 - GREGORY, JEREMY</b>						
GREGORY, JEREMY	10/11/2024	10343	2024 SAFETY BOOTS	01-210-510490	SAFETY EXPENSE	128.94
<b>Vendor 2440.3 - GREGORY, JEREMY Total:</b>						<b>128.94</b>

**Paid Check Report**

**Payment Dates: 10/1/2024 - 10/31/2024**

Vendor Name	Payment Date	Payment Number	Description (Item)	Account Number	Account Name	Amount
<b>Vendor: 2484 - HAGGIN, ADAM</b>						
HAGGIN, ADAM	10/17/2024	10344	2024 BOOT REIMBURSEMENT	01-210-510490	SAFETY EXPENSE	150.00
<b>Vendor 2484 - HAGGIN, ADAM Total:</b>						<b>150.00</b>
<b>Vendor: 2490 - HANSEN, ALLEN &amp; LUCE, INC.</b>						
HANSEN, ALLEN & LUCE, INC.	10/10/2024	128894	20D Kent Booster PS Constru...	01-340-520920	INFRASTRUCTURE PURCHAS...	29,797.15
HANSEN, ALLEN & LUCE, INC.	10/30/2024	128985	23L: WELL NO. 18 DRILLING ...	01-340-520920	INFRASTRUCTURE PURCHAS...	860.00
HANSEN, ALLEN & LUCE, INC.	10/30/2024	128985	23L: WELL NO. 18 DRILLING &..	01-340-520920	INFRASTRUCTURE PURCHAS...	12,141.58
<b>Vendor 2490 - HANSEN, ALLEN &amp; LUCE, INC. Total:</b>						<b>42,798.73</b>
<b>Vendor: 2532 - HEALTHEQUITY INC</b>						
HEALTHEQUITY INC	10/10/2024	DFT0001543	HEALTH SAVINGS ACCOUNT	01-000-220900	CAFETERIA PLAN PAYABLE	11,333.65
HEALTHEQUITY INC	10/24/2024	DFT0001561	HEALTH SAVINGS ACCOUNT	01-000-220900	CAFETERIA PLAN PAYABLE	11,333.65
<b>Vendor 2532 - HEALTHEQUITY INC Total:</b>						<b>22,667.30</b>
<b>Vendor: 5359 - HEATH ENGINEERING COMPANY</b>						
HEATH ENGINEERING COMP...	10/30/2024	129012	Well 16 HVAC study	01-350-520210	REPAIR SUPPLIES - OPERATOR	5,000.00
<b>Vendor 5359 - HEATH ENGINEERING COMPANY Total:</b>						<b>5,000.00</b>
<b>Vendor: 2538 - HELM, JASON</b>						
HELM, JASON	10/17/2024	10345	LODGING/CHMBR WEST LEA...	01-110-510480	TRAINING & EDUCATION - M...	163.97
<b>Vendor 2538 - HELM, JASON Total:</b>						<b>163.97</b>
<b>Vendor: 5155 - HOJ FORKLIFT, LLC</b>						
HOJ FORKLIFT, LLC	10/30/2024	129006	Crane Inspections	01-210-510220	BUILDINGS & GROUNDS - SA...	2,725.20
<b>Vendor 5155 - HOJ FORKLIFT, LLC Total:</b>						<b>2,725.20</b>
<b>Vendor: 2590 - HOME DEPOT CREDIT SERVICES</b>						
HOME DEPOT CREDIT SERVIC...	10/24/2024	128956	SUPPLIES	01-220-520210	REPAIR SUPPLIES - WTR R&R	13.41
HOME DEPOT CREDIT SERVIC...	10/24/2024	128956	JOB SUPPLIES	01-220-520210	REPAIR SUPPLIES - WTR R&R	6.05
HOME DEPOT CREDIT SERVIC...	10/24/2024	128956	RUBBER HOSE WASHERS	01-220-520210	REPAIR SUPPLIES - WTR R&R	1.74
HOME DEPOT CREDIT SERVIC...	10/24/2024	128956	FUEL	01-220-520210	REPAIR SUPPLIES - WTR R&R	239.70
HOME DEPOT CREDIT SERVIC...	10/24/2024	128956	TOOLS	01-220-520240	TOOLS & SUPPLIES - WTR R&R	32.22
HOME DEPOT CREDIT SERVIC...	10/24/2024	128956	TOOLS	01-220-520240	TOOLS & SUPPLIES - WTR R&R	361.71
HOME DEPOT CREDIT SERVIC...	10/24/2024	128956	TOOLS	01-220-520240	TOOLS & SUPPLIES - WTR R&R	181.38
HOME DEPOT CREDIT SERVIC...	10/24/2024	128956	TOOLS	01-220-520240	TOOLS & SUPPLIES - WTR R&R	82.57
HOME DEPOT CREDIT SERVIC...	10/24/2024	128956	TOOLS	01-220-520240	TOOLS & SUPPLIES - WTR R&R	49.97
HOME DEPOT CREDIT SERVIC...	10/24/2024	128956	JOB SUPPLIES	01-230-520210	REPAIR SUPPLIES - WTR MAI...	107.92
HOME DEPOT CREDIT SERVIC...	10/24/2024	128956	RAILROAD TIES FOR REMEDI...	01-230-520210	REPAIR SUPPLIES - WTR MAI...	215.84
HOME DEPOT CREDIT SERVIC...	10/24/2024	128956	RAILROAD TIE	01-230-520210	REPAIR SUPPLIES - WTR MAI...	269.80
HOME DEPOT CREDIT SERVIC...	10/24/2024	128956	JOB SUPPLIES	01-230-520210	REPAIR SUPPLIES - WTR MAI...	25.96
HOME DEPOT CREDIT SERVIC...	10/24/2024	128956	TOOLS	01-230-520240	TOOLS & SUPPLIES - WTR MA...	140.15
HOME DEPOT CREDIT SERVIC...	10/24/2024	128956	SUPPLIES	01-230-520240	TOOLS & SUPPLIES - WTR MA...	47.91
HOME DEPOT CREDIT SERVIC...	10/24/2024	128956	SUPPLIES	01-230-520240	TOOLS & SUPPLIES - WTR MA...	42.89
HOME DEPOT CREDIT SERVIC...	10/24/2024	128956	SITE REPAIR	01-230-520240	TOOLS & SUPPLIES - WTR MA...	40.85
HOME DEPOT CREDIT SERVIC...	10/24/2024	128956	SITE REPAIR	01-230-520240	TOOLS & SUPPLIES - WTR MA...	-35.37
HOME DEPOT CREDIT SERVIC...	10/24/2024	128956	SUPPLIES	01-230-520240	TOOLS & SUPPLIES - WTR MA...	20.96
HOME DEPOT CREDIT SERVIC...	10/24/2024	128956	SPRAY CHEMICALS	01-230-520240	TOOLS & SUPPLIES - WTR MA...	15.92



**Paid Check Report**

**Payment Dates: 10/1/2024 - 10/31/2024**

Vendor Name	Payment Date	Payment Number	Description (Item)	Account Number	Account Name	Amount
HOME DEPOT CREDIT SERVIC...	10/24/2024	128956	SHOP	01-260-520240	TOOLS & SUPPLIES - BLD/FLT...	29.82
HOME DEPOT CREDIT SERVIC...	10/24/2024	128956	ARMSTRONG/TOILET PARTS	01-350-520210	REPAIR SUPPLIES - OPERATOR	13.84
HOME DEPOT CREDIT SERVIC...	10/24/2024	128956	STAIR TREAD/KEY LOCK BOX	01-350-520210	REPAIR SUPPLIES - OPERATOR	69.94
HOME DEPOT CREDIT SERVIC...	10/24/2024	128956	RIDGELAND/HOSE, NOZZLE	01-350-520210	REPAIR SUPPLIES - OPERATOR	67.92
HOME DEPOT CREDIT SERVIC...	10/24/2024	128956	RIDGELAND	01-350-520210	REPAIR SUPPLIES - OPERATOR	62.72
HOME DEPOT CREDIT SERVIC...	10/24/2024	128956	KEY RINGS, BINDER	01-350-520210	REPAIR SUPPLIES - OPERATOR	29.88
HOME DEPOT CREDIT SERVIC...	10/24/2024	128956	RIDGELAND/HOSE	01-350-520210	REPAIR SUPPLIES - OPERATOR	-49.98
HOME DEPOT CREDIT SERVIC...	10/24/2024	128956	WELL 17/RIDGELAND	01-350-520210	REPAIR SUPPLIES - OPERATOR	-29.98
HOME DEPOT CREDIT SERVIC...	10/24/2024	128956	TRUCK SUPPLIES	01-350-520210	REPAIR SUPPLIES - OPERATOR	10.47
HOME DEPOT CREDIT SERVIC...	10/24/2024	128956	WELL 17/RIDGELAND	01-350-520210	REPAIR SUPPLIES - OPERATOR	87.86
HOME DEPOT CREDIT SERVIC...	10/24/2024	128956	BREEZE/SPRINKLERS	01-350-520210	REPAIR SUPPLIES - OPERATOR	14.34
HOME DEPOT CREDIT SERVIC...	10/24/2024	128956	SEAL WTR, PLEASANT VALLEY...	01-350-520210	REPAIR SUPPLIES - OPERATOR	473.54
HOME DEPOT CREDIT SERVIC...	10/24/2024	128956	PLEASANT VALLEY/HTR FLUE...	01-350-520210	REPAIR SUPPLIES - OPERATOR	155.96
HOME DEPOT CREDIT SERVIC...	10/24/2024	128956	UNIT 2, WELL 4, BREEZE/SUP...	01-350-520210	REPAIR SUPPLIES - OPERATOR	80.19
HOME DEPOT CREDIT SERVIC...	10/24/2024	128956	GHID SIGN LIGHTS	01-360-510220	BUILDINGS & GROUNDS - SYS...	95.42
HOME DEPOT CREDIT SERVIC...	10/24/2024	128956	WELL 12/PARTS	01-360-510440	COMPUTER SUPPLIES/EQUI...	31.32
<b>Vendor 2590 - HOME DEPOT CREDIT SERVICES Total:</b>						<b>3,004.84</b>
<b>Vendor: 5310 - IMA, INC.</b>						
IMA, INC.	10/02/2024	DFT0001534	SEP 2024 IMA/GUARDIAN AD...	01-110-500170	LIFE/LTD/LTC INSURANCE - ...	0.05
IMA, INC.	10/02/2024	DFT0001534	SEP 2024 IMA/GUARDIAN AD...	01-220-500170	LIFE/LTD/LTC INSURANCE - ...	62.80
IMA, INC.	10/02/2024	DFT0001534	SEP 2024 IMA/GUARDIAN AD...	01-220-500170	LIFE/LTD/LTC INSURANCE - ...	-8.76
IMA, INC.	10/02/2024	DFT0001534	IMA/GUARDIAN BENEFITS	01-000-220500	HEALTH INSURANCE PAYABLE	711.23
IMA, INC.	10/02/2024	DFT0001534	IMA/GUARDIAN BENEFITS	01-000-220500	HEALTH INSURANCE PAYABLE	702.47
IMA, INC.	10/30/2024	DFT0001572	OCT 2024 IMA/GUARDIAN A...	01-110-500170	LIFE/LTD/LTC INSURANCE - ...	0.05
IMA, INC.	10/30/2024	DFT0001572	OCT 2024 IMA/GUARDIAN A...	01-220-500170	LIFE/LTD/LTC INSURANCE - ...	8.76
IMA, INC.	10/30/2024	DFT0001572	IMA/GUARDIAN BENEFITS	01-000-220500	HEALTH INSURANCE PAYABLE	725.11
IMA, INC.	10/30/2024	DFT0001572	IMA/GUARDIAN BENEFITS	01-000-220500	HEALTH INSURANCE PAYABLE	733.87
<b>Vendor 5310 - IMA, INC. Total:</b>						<b>2,935.58</b>
<b>Vendor: 2637 - INDUSTRIAL SAFETY EQUIPMENT, LLC.</b>						
INDUSTRIAL SAFETY EQUIPM...	10/02/2024	128853	Safety - Hip Boots	01-210-510490	SAFETY EXPENSE	73.50
INDUSTRIAL SAFETY EQUIPM...	10/10/2024	128895	Safety - PPE - Hard Hats	01-210-510490	SAFETY EXPENSE	106.55
INDUSTRIAL SAFETY EQUIPM...	10/10/2024	128895	Safety Shirts	01-000-220710	EMPLOYEE ACCRUED SAFETY...	22.40
INDUSTRIAL SAFETY EQUIPM...	10/10/2024	128895	Safety Shirts	01-000-220710	EMPLOYEE ACCRUED SAFETY...	53.20
INDUSTRIAL SAFETY EQUIPM...	10/10/2024	128895	Safety Shirts - Class 3	01-000-220710	EMPLOYEE ACCRUED SAFETY...	66.50
INDUSTRIAL SAFETY EQUIPM...	10/30/2024	128986	Safety Equipment and PPE	01-210-510490	SAFETY EXPENSE	60.00
INDUSTRIAL SAFETY EQUIPM...	10/30/2024	128986	Safety Equipment and PPE	01-210-510490	SAFETY EXPENSE	23.75
INDUSTRIAL SAFETY EQUIPM...	10/30/2024	128986	Safety Equipment and PPE	01-210-510490	SAFETY EXPENSE	48.96
INDUSTRIAL SAFETY EQUIPM...	10/30/2024	128986	Safety coats, rain gear, etc. f...	01-210-510490	SAFETY EXPENSE	377.70
INDUSTRIAL SAFETY EQUIPM...	10/30/2024	128986	Meter Dept. - Fall Self-Retract...	01-210-510490	SAFETY EXPENSE	705.00
INDUSTRIAL SAFETY EQUIPM...	10/30/2024	128986	Safety coats, rain gear, etc. f...	01-210-510490	SAFETY EXPENSE	47.50
INDUSTRIAL SAFETY EQUIPM...	10/30/2024	128986	SAFETY - HARD HAT	01-210-510490	SAFETY EXPENSE	30.75
INDUSTRIAL SAFETY EQUIPM...	10/30/2024	128986	Safety Equipment and PPE	01-210-510490	SAFETY EXPENSE	36.65

**Paid Check Report**

Payment Dates: 10/1/2024 - 10/31/2024

Vendor Name	Payment Date	Payment Number	Description (Item)	Account Number	Account Name	Amount
INDUSTRIAL SAFETY EQUIPM...	10/30/2024	128986	Safety - Ear plugs	01-210-510490	SAFETY EXPENSE	74.60
<b>Vendor 2637 - INDUSTRIAL SAFETY EQUIPMENT, LLC. Total:</b>						<b>1,727.06</b>
<b>Vendor: 2648.1 - INFINITY CORROSION GROUP, INC.</b>						
INFINITY CORROSION GROUP...	10/02/2024	128854	HEADER PIPING CONDITION ...	01-340-520920	INFRASTRUCTURE PURCHAS...	7,415.10
INFINITY CORROSION GROUP...	10/16/2024	128927	HEADER PIPING CONDITION ...	01-340-520920	INFRASTRUCTURE PURCHAS...	21,558.40
<b>Vendor 2648.1 - INFINITY CORROSION GROUP, INC. Total:</b>						<b>28,973.50</b>
<b>Vendor: 5378 - INTERMOUNTAIN TRAFFIC SAFETY, INC</b>						
INTERMOUNTAIN TRAFFIC S...	10/30/2024	129013	No Parking Sign Poles	01-210-510490	SAFETY EXPENSE	190.77
<b>Vendor 5378 - INTERMOUNTAIN TRAFFIC SAFETY, INC Total:</b>						<b>190.77</b>
<b>Vendor: 2708 - INTERMOUNTAIN WORKMED SL</b>						
INTERMOUNTAIN WORKMED..	10/16/2024	128928	POST INCIDENT CARE - EMP ...	01-110-510520	PROFESSIONAL CONSULTING ..	333.66
<b>Vendor 2708 - INTERMOUNTAIN WORKMED SL Total:</b>						<b>333.66</b>
<b>Vendor: 2734.5 - JACQUES &amp; ASSOCIATES</b>						
JACQUES & ASSOCIATES	10/24/2024	128958	24E PUBLIC INVOLVEMENT	01-340-520920	INFRASTRUCTURE PURCHAS...	2,503.39
JACQUES & ASSOCIATES	10/30/2024	128988	20I Redwood Road Water PI	01-340-520920	INFRASTRUCTURE PURCHAS...	2,466.72
<b>Vendor 2734.5 - JACQUES &amp; ASSOCIATES Total:</b>						<b>4,970.11</b>
<b>Vendor: 2772 - JOHNSON, KRISTY</b>						
JOHNSON, KRISTY	10/03/2024	10340	BRD MTG	01-110-510430	GENERAL ADMINISTRATIVE	49.78
JOHNSON, KRISTY	10/25/2024	10347	BOARD MTG/BOWLS/KLEEN...	01-110-510430	GENERAL ADMINISTRATIVE	40.66
JOHNSON, KRISTY	10/25/2024	10347	BOARD MTG/BOWLS/KLEEN...	01-130-510410	OFFICE SUPPLIES/PRINTING	72.95
<b>Vendor 2772 - JOHNSON, KRISTY Total:</b>						<b>163.39</b>
<b>Vendor: 2790 - JORDAN VALLEY WATER CONSERVANCY DISTRICT</b>						
JORDAN VALLEY WATER CON...	10/16/2024	128929	SEP 2024 WATER DELIVERIES	01-350-530250	WATER SUPPLY EXPENSE	1,626,051.16
<b>Vendor 2790 - JORDAN VALLEY WATER CONSERVANCY DISTRICT Total:</b>						<b>1,626,051.16</b>
<b>Vendor: 2734 - J-U-B ENGINEERS, INC.</b>						
J-U-B ENGINEERS, INC.	10/24/2024	128957	23I: Engineering Design	01-340-520920	INFRASTRUCTURE PURCHAS...	24,358.10
J-U-B ENGINEERS, INC.	10/30/2024	128987	23I: Engineering Design	01-340-520920	INFRASTRUCTURE PURCHAS...	54,496.74
<b>Vendor 2734 - J-U-B ENGINEERS, INC. Total:</b>						<b>78,854.84</b>
<b>Vendor: 2820 - JUNIPER SYSTEMS INC</b>						
JUNIPER SYSTEMS INC	10/30/2024	128989	METERS-ARCHER 2 SN254202	01-140-520240	TOOLS & SUPPLIES - METERS	399.39
<b>Vendor 2820 - JUNIPER SYSTEMS INC Total:</b>						<b>399.39</b>
<b>Vendor: 2881 - KEN GARFF WEST VALLEY FORD</b>						
KEN GARFF WEST VALLEY FO...	10/02/2024	128855	Unit #1- Cam Phasers, Timing...	01-260-520210	REPAIR SUPPLIES - BLD/FLT ...	1,155.17
KEN GARFF WEST VALLEY FO...	10/02/2024	128855	UNIT #1-TIMING CHAIN GUI...	01-260-520210	REPAIR SUPPLIES - BLD/FLT ...	118.25
KEN GARFF WEST VALLEY FO...	10/02/2024	128855	RETURN DUPLICATE TIMING ...	01-260-520210	REPAIR SUPPLIES - BLD/FLT ...	-46.84
KEN GARFF WEST VALLEY FO...	10/16/2024	128930	UNIT #9-PASSENGER REAR D...	01-260-520210	REPAIR SUPPLIES - BLD/FLT ...	246.37
KEN GARFF WEST VALLEY FO...	10/16/2024	128930	UNIT #1-HIGH PRESSURE FUE...	01-260-520210	REPAIR SUPPLIES - BLD/FLT ...	711.01
KEN GARFF WEST VALLEY FO...	10/16/2024	128930	UNIT #1-PVC CHECK VALVE/...	01-260-520210	REPAIR SUPPLIES - BLD/FLT ...	8.92
KEN GARFF WEST VALLEY FO...	10/16/2024	128930	UNIT #12-TRANSMISSION M...	01-260-520210	REPAIR SUPPLIES - BLD/FLT ...	85.50

Decker Main Header Pipe

Anderson WTP Design

**Paid Check Report**

**Payment Dates: 10/1/2024 - 10/31/2024**

Vendor Name	Payment Date	Payment Number	Description (Item)	Account Number	Account Name	Amount
KEN GARFF WEST VALLEY FO...	10/24/2024	128959	UNIT #2-REPLACEMENT VEHI...	01-260-510910	MACHINERY & EQUIPMENT - ...	56,500.00
<b>Vendor 2881 - KEN GARFF WEST VALLEY FORD Total:</b>						<b>58,778.38</b>
<b>Vendor: 2900 - KILGORE COMPANIES, LLC</b>						
KILGORE COMPANIES, LLC	10/02/2024	128856	Asphalt for Repairs	01-220-520210	REPAIR SUPPLIES - WTR R&R	842.40
KILGORE COMPANIES, LLC	10/02/2024	128856	Asphalt for Repairs	01-220-520210	REPAIR SUPPLIES - WTR R&R	605.40
<b>Vendor 2900 - KILGORE COMPANIES, LLC Total:</b>						<b>1,447.80</b>
<b>Vendor: 2967 - LAWN BUTLER</b>						
LAWN BUTLER	10/16/2024	128932	Yearly facilities grounds main...	01-360-510220	BUILDINGS & GROUNDS - SYS...	675.20
LAWN BUTLER	10/16/2024	128932	Yearly facilities grounds main...	01-360-510220	BUILDINGS & GROUNDS - SYS...	527.20
LAWN BUTLER	10/16/2024	128932	Yearly facilities grounds main...	01-360-510220	BUILDINGS & GROUNDS - SYS...	1,102.40
LAWN BUTLER	10/16/2024	128932	Yearly facilities grounds main...	01-360-510220	BUILDINGS & GROUNDS - SYS...	194.79
LAWN BUTLER	10/16/2024	128932	Yearly facilities grounds main...	01-360-510220	BUILDINGS & GROUNDS - SYS...	1,621.32
LAWN BUTLER	10/16/2024	128932	Yearly facilities grounds main...	01-360-510220	BUILDINGS & GROUNDS - SYS...	114.58
LAWN BUTLER	10/16/2024	128932	Yearly facilities grounds main...	01-360-510220	BUILDINGS & GROUNDS - SYS...	45.83
LAWN BUTLER	10/16/2024	128932	Yearly facilities grounds main...	01-360-510220	BUILDINGS & GROUNDS - SYS...	368.00
LAWN BUTLER	10/16/2024	128932	Yearly facilities grounds main...	01-360-510220	BUILDINGS & GROUNDS - SYS...	390.00
LAWN BUTLER	10/24/2024	128960	Yearly facilities grounds main...	01-360-510220	BUILDINGS & GROUNDS - SYS...	458.34
LAWN BUTLER	10/24/2024	128960	Yearly facilities grounds main...	01-360-510220	BUILDINGS & GROUNDS - SYS...	168.00
LAWN BUTLER	10/24/2024	128960	Yearly facilities grounds main...	01-360-510220	BUILDINGS & GROUNDS - SYS...	1,000.78
LAWN BUTLER	10/24/2024	128960	Yearly facilities grounds main...	01-360-510220	BUILDINGS & GROUNDS - SYS...	595.84
LAWN BUTLER	10/24/2024	128960	Yearly facilities grounds main...	01-360-510220	BUILDINGS & GROUNDS - SYS...	733.34
LAWN BUTLER	10/24/2024	128960	Yearly facilities grounds main...	01-360-510220	BUILDINGS & GROUNDS - SYS...	766.00
LAWN BUTLER	10/24/2024	128960	Yearly facilities grounds main...	01-360-510220	BUILDINGS & GROUNDS - SYS...	183.34
LAWN BUTLER	10/24/2024	128960	Yearly facilities grounds main...	01-360-510220	BUILDINGS & GROUNDS - SYS...	550.00
LAWN BUTLER	10/24/2024	128960	Yearly facilities grounds main...	01-360-510220	BUILDINGS & GROUNDS - SYS...	183.34
LAWN BUTLER	10/24/2024	128960	Yearly facilities grounds main...	01-360-510220	BUILDINGS & GROUNDS - SYS...	832.00
LAWN BUTLER	10/24/2024	128960	Yearly facilities grounds main...	01-360-510220	BUILDINGS & GROUNDS - SYS...	45.83
LAWN BUTLER	10/24/2024	128960	Yearly facilities grounds main...	01-360-510220	BUILDINGS & GROUNDS - SYS...	91.67
LAWN BUTLER	10/24/2024	128960	Yearly facilities grounds main...	01-360-510220	BUILDINGS & GROUNDS - SYS...	45.83
LAWN BUTLER	10/24/2024	128960	Yearly facilities grounds main...	01-360-510220	BUILDINGS & GROUNDS - SYS...	194.79
LAWN BUTLER	10/24/2024	128960	Yearly facilities grounds main...	01-360-510220	BUILDINGS & GROUNDS - SYS...	766.00
LAWN BUTLER	10/24/2024	128960	Yearly facilities grounds main...	01-360-510220	BUILDINGS & GROUNDS - SYS...	479.00
<b>Vendor 2967 - LAWN BUTLER Total:</b>						<b>12,133.42</b>
<b>Vendor: 2971 - LEGALSHIELD</b>						
LEGALSHIELD	10/02/2024	128857	LEGAL SHIELD PAYABLE	01-000-220610	LEGAL SHIELD PAYABLE	122.78
LEGALSHIELD	10/02/2024	128857	LEGAL SHIELD PAYABLE	01-000-220610	LEGAL SHIELD PAYABLE	122.78
LEGALSHIELD	10/02/2024	128857	SEP LEGAL SHIELD ADJ	01-110-500170	LIFE/LTD/LTC INSURANCE - ...	0.09
LEGALSHIELD	10/30/2024	128990	OCT LEGAL SHIELD ADJ-ROU...	01-110-500170	LIFE/LTD/LTC INSURANCE - ...	0.10
LEGALSHIELD	10/30/2024	128990	OCT LEGAL SHIELD ADJ-EMP ...	01-260-500170	LIFE/LTD/LTC INSURANCE - B...	-1.48
LEGALSHIELD	10/30/2024	128990	LEGAL SHIELD PAYABLE	01-000-220610	LEGAL SHIELD PAYABLE	132.26
LEGALSHIELD	10/30/2024	128990	LEGAL SHIELD PAYABLE	01-000-220610	LEGAL SHIELD PAYABLE	132.26
<b>Vendor 2971 - LEGALSHIELD Total:</b>						<b>508.79</b>

Unit #41 Body and Chassis

**Paid Check Report**

**Payment Dates: 10/1/2024 - 10/31/2024**

Vendor Name	Payment Date	Payment Number	Description (Item)	Account Number	Account Name	Amount
<b>Vendor: 2140 - LGG INDUSTRIAL</b>						
LGG INDUSTRIAL	10/30/2024	128982	UNIT #29-HIGH PRESSURE W...	01-260-520210	REPAIR SUPPLIES - BLD/FLT ...	37.01
<b>Vendor 2140 - LGG INDUSTRIAL Total:</b>						<b>37.01</b>
<b>Vendor: 5374 - LIGHTLINK INC.</b>						
LIGHTLINK INC.	10/10/2024	128910	LIGHTLINK INC/FIRE HYDRAN...	01-000-430990	MISC INCOME	820.45
<b>Vendor 5374 - LIGHTLINK INC. Total:</b>						<b>820.45</b>
<b>Vendor: 3063 - MALLORY SAFETY &amp; SUPPLY LLC</b>						
MALLORY SAFETY & SUPPLY ...	10/30/2024	128991	Safety - Atmospheric Testers ...	01-210-510490	SAFETY EXPENSE	5,400.00
MALLORY SAFETY & SUPPLY ...	10/30/2024	128991	Safety - Atmospheric Testers ...	01-210-510490	SAFETY EXPENSE	2,270.00
MALLORY SAFETY & SUPPLY ...	10/30/2024	128991	Safety - Atmospheric Testers ...	01-210-510490	SAFETY EXPENSE	360.00
<b>Vendor 3063 - MALLORY SAFETY &amp; SUPPLY LLC Total:</b>						<b>8,030.00</b>
<b>Vendor: 3085 - MARTI, TODD B</b>						
MARTI, TODD B	10/03/2024	10341	MEALS/WEFTEC 2024	01-110-510480	TRAINING & EDUCATION - M...	242.00
MARTI, TODD B	10/17/2024	10346	LODGING,TRANSPORTATION...	01-110-510480	TRAINING & EDUCATION - M...	1,186.66
<b>Vendor 3085 - MARTI, TODD B Total:</b>						<b>1,428.66</b>
<b>Vendor: 5376 - MCNEIL ENGINEERING</b>						
MCNEIL ENGINEERING	10/10/2024	128912	MCNEIL ENGINEERING/AS-BU..	01-000-410300	ENGINEERING FEES	1,250.00
<b>Vendor 5376 - MCNEIL ENGINEERING Total:</b>						<b>1,250.00</b>
<b>Vendor: 3129 - MIDWEST HOSE &amp; SPECIALTY, INC.</b>						
MIDWEST HOSE & SPECIALTY,..	10/02/2024	128858	Hydraulic Hose Fittings	01-220-520240	TOOLS & SUPPLIES - WTR R&R	34.27
MIDWEST HOSE & SPECIALTY,..	10/02/2024	128858	Hydraulic Hose Fittings	01-220-520240	TOOLS & SUPPLIES - WTR R&R	34.27
MIDWEST HOSE & SPECIALTY,..	10/02/2024	128858	Hydraulic Hose Fittings	01-220-520240	TOOLS & SUPPLIES - WTR R&R	124.96
MIDWEST HOSE & SPECIALTY,..	10/02/2024	128858	Hydraulic Hose Fittings	01-220-520240	TOOLS & SUPPLIES - WTR R&R	15.33
MIDWEST HOSE & SPECIALTY,..	10/02/2024	128858	Hydraulic Hose Fittings	01-220-520240	TOOLS & SUPPLIES - WTR R&R	9.38
MIDWEST HOSE & SPECIALTY,..	10/24/2024	128962	Pressure Gauge for Hydro	01-220-520240	TOOLS & SUPPLIES - WTR R&R	12.10
<b>Vendor 3129 - MIDWEST HOSE &amp; SPECIALTY, INC. Total:</b>						<b>230.31</b>
<b>Vendor: 3215 - MOUNTAIN VALLEY MECHANICAL</b>						
MOUNTAIN VALLEY MECHAN...	10/16/2024	128934	WELL #16 - HVAC ATTEMPT...	01-350-520210	REPAIR SUPPLIES - OPERATOR	558.80
MOUNTAIN VALLEY MECHAN...	10/16/2024	128934	HVAC Annual Preventative M...	01-360-510220	BUILDINGS & GROUNDS - SYS...	1,692.00
MOUNTAIN VALLEY MECHAN...	10/24/2024	128964	BUILDING A HVAC IMPROVE...	01-340-520920	INFRASTRUCTURE PURCHAS...	2,623.56
MOUNTAIN VALLEY MECHAN...	10/30/2024	128992	Well #12 - HVAC (Well room)	01-350-520210	REPAIR SUPPLIES - OPERATOR	205.00
<b>Vendor 3215 - MOUNTAIN VALLEY MECHANICAL Total:</b>						<b>5,079.36</b>
<b>Vendor: 3225 - MOUNTAIN WEST TRUCK CENTER</b>						
MOUNTAIN WEST TRUCK CE...	10/10/2024	128896	UNIT #18-CITY HORN	01-260-520210	REPAIR SUPPLIES - BLD/FLT ...	40.38
MOUNTAIN WEST TRUCK CE...	10/30/2024	128993	UNIT #18- RADIATOR, FRONT...	01-260-520210	REPAIR SUPPLIES - BLD/FLT ...	861.75
<b>Vendor 3225 - MOUNTAIN WEST TRUCK CENTER Total:</b>						<b>902.13</b>
<b>Vendor: 3210 - MOUNTAINLAND SUPPLY COMPANY</b>						
MOUNTAINLAND SUPPLY C...	10/02/2024	128859	520 m MXU	01-140-520210	REPAIR SUPPLIES - METER	10,180.34
MOUNTAINLAND SUPPLY C...	10/02/2024	128859	520 m MXU	01-140-520210	REPAIR SUPPLIES - METER	12,254.73
MOUNTAINLAND SUPPLY C...	10/02/2024	128859	Sensus Analytics Renewal	01-360-510440	COMPUTER SUPPLIES/EQUI...	72,735.77
MOUNTAINLAND SUPPLY C...	10/16/2024	128933	LARGE METER - FF GASKETS	01-140-520210	REPAIR SUPPLIES - METER	96.00

**Paid Check Report**

Payment Dates: 10/1/2024 - 10/31/2024

Vendor Name	Payment Date	Payment Number	Description (Item)	Account Number	Account Name	Amount
MOUNTAINLAND SUPPLY C...	10/24/2024	128963	480 3/4" iperl meters	01-140-520210	REPAIR SUPPLIES - METER	29,966.04
MOUNTAINLAND SUPPLY C...	10/24/2024	128963	480 3/4" iperl meters	01-140-520210	REPAIR SUPPLIES - METER	49,943.40
<b>Vendor 3210 - MOUNTAINLAND SUPPLY COMPANY Total:</b>						<b>175,176.28</b>
<b>Vendor: 3240 - NAPA AUTO PARTS</b>						
NAPA AUTO PARTS	10/02/2024	128860	SHOP/TORX SOCKET	01-260-520240	TOOLS & SUPPLIES - BLD/FLT...	12.73
<b>Vendor 3240 - NAPA AUTO PARTS Total:</b>						<b>12.73</b>
<b>Vendor: 3245 - NATIONAL BENEFIT SERVICES LLC</b>						
NATIONAL BENEFIT SERVICES...	10/10/2024	128897	401K 3RD QTR ADMIN FEE	01-110-510520	PROFESSIONAL CONSULTING ..	320.00
<b>Vendor 3245 - NATIONAL BENEFIT SERVICES LLC Total:</b>						<b>320.00</b>
<b>Vendor: 3389.5 - OPTICARE VISION SERVICES</b>						
OPTICARE VISION SERVICES	10/02/2024	128861	OPTICARE VISION INS	01-000-220500	HEALTH INSURANCE PAYABLE	340.30
OPTICARE VISION SERVICES	10/02/2024	128861	OPTICARE VISION INS	01-000-220500	HEALTH INSURANCE PAYABLE	340.30
OPTICARE VISION SERVICES	10/02/2024	128861	SEP 2024 OPTICARE ADJ-EMP...	01-000-220500	HEALTH INSURANCE PAYABLE	21.67
OPTICARE VISION SERVICES	10/02/2024	128861	SEP 2024 OPTICARE ADJ-RO...	01-110-500130	HEALTH INSURANCE - MGMT	0.24
<b>Vendor 3389.5 - OPTICARE VISION SERVICES Total:</b>						<b>702.51</b>
<b>Vendor: 3401 - OWEN EQUIPMENT COMPANY</b>						
OWEN EQUIPMENT COMPA...	10/02/2024	128862	Vanguard Pathogen Defense ...	01-240-510910	MACHINERY & EQUIPMENT -...	9,507.00
OWEN EQUIPMENT COMPA...	10/02/2024	128862	Vanguard Pathogen Defense ...	01-240-510910	MACHINERY & EQUIPMENT -...	9,506.99
OWEN EQUIPMENT COMPA...	10/10/2024	128898	Vanguard Solution 55 Gal dr...	01-240-510910	MACHINERY & EQUIPMENT -...	1,756.23
OWEN EQUIPMENT COMPA...	10/16/2024	128935	Vanguard Pathogen Defense ...	01-240-510910	MACHINERY & EQUIPMENT -...	9,507.00
<b>Vendor 3401 - OWEN EQUIPMENT COMPANY Total:</b>						<b>30,277.22</b>
<b>Vendor: 5221 - PEAK ALARM COMPANY, INC.</b>						
PEAK ALARM COMPANY, INC.	10/02/2024	128878	EXCESSIVE C S ACTIVITY	01-360-510220	BUILDINGS & GROUNDS - SYS...	5.00
PEAK ALARM COMPANY, INC.	10/24/2024	128974	SECURITY PATROL	01-360-510220	BUILDINGS & GROUNDS - SYS...	75.00
PEAK ALARM COMPANY, INC.	10/24/2024	128974	BLDG B/FRONT DOOR SECUR...	01-360-510220	BUILDINGS & GROUNDS - SYS...	184.00
PEAK ALARM COMPANY, INC.	10/24/2024	128974	BLDG B/BREAKROOM DOOR ...	01-360-510220	BUILDINGS & GROUNDS - SYS...	170.00
<b>Vendor 5221 - PEAK ALARM COMPANY, INC. Total:</b>						<b>434.00</b>
<b>Vendor: 3468 - PETERBILT OF UTAH INC</b>						
PETERBILT OF UTAH INC	10/02/2024	128863	Unit #24- Coolant Reservoir ...	01-260-520210	REPAIR SUPPLIES - BLD/FLT ...	1,808.56
<b>Vendor 3468 - PETERBILT OF UTAH INC Total:</b>						<b>1,808.56</b>
<b>Vendor: 3481 - PITNEY BOWES RESERVE ACCOUNT</b>						
PITNEY BOWES RESERVE AC...	10/30/2024	128994	POSTAGE MACHINE REFILL	01-130-510420	POSTAGE & MAILING	450.00
<b>Vendor 3481 - PITNEY BOWES RESERVE ACCOUNT Total:</b>						<b>450.00</b>
<b>Vendor: 3523 - PREMIER TRUCK GROUP</b>						
PREMIER TRUCK GROUP	10/02/2024	128864	UNIT #4-HOOD LATCH	01-260-520210	REPAIR SUPPLIES - BLD/FLT ...	7.39
PREMIER TRUCK GROUP	10/30/2024	128995	UNIT #63- PM FILTERS	01-260-520210	REPAIR SUPPLIES - BLD/FLT ...	62.27
<b>Vendor 3523 - PREMIER TRUCK GROUP Total:</b>						<b>69.66</b>
<b>Vendor: 3548 - PROGRESSIVE PLANTS INC</b>						
PROGRESSIVE PLANTS INC	10/24/2024	128965	Replacement Tree for Leak R...	01-220-520210	REPAIR SUPPLIES - WTR R&R	369.00
<b>Vendor 3548 - PROGRESSIVE PLANTS INC Total:</b>						<b>369.00</b>

AMI Software and Meter Inventory

**Paid Check Report**

Payment Dates: 10/1/2024 - 10/31/2024

Vendor Name	Payment Date	Payment Number	Description (Item)	Account Number	Account Name	Amount
<b>Vendor: 3630 - RASMUSSEN EQUIPMENT</b>						
RASMUSSEN EQUIPMENT	10/24/2024	128966	Cable Sling and Kelem Grips	01-220-520240	TOOLS & SUPPLIES - WTR R&R	630.11
RASMUSSEN EQUIPMENT	10/24/2024	128966	Cable Sling	01-220-520240	TOOLS & SUPPLIES - WTR R&R	100.00
<b>Vendor 3630 - RASMUSSEN EQUIPMENT Total:</b>						<b>730.11</b>
<b>Vendor: 3693 - RENEGADE OIL INC</b>						
RENEGADE OIL INC	10/02/2024	128865	GHID Interceptor Cleaning	01-240-520210	REPAIR SUPPLIES - WW MAI...	600.00
<b>Vendor 3693 - RENEGADE OIL INC Total:</b>						<b>600.00</b>
<b>Vendor: 5373 - REYNOLDS EXCAVATION, DEMOLITION &amp; UTILITIES</b>						
REYNOLDS EXCAVATION, DE...	10/10/2024	128909	REYNOLDS EXCAVATION/FIRE...	01-000-430990	MISC INCOME	504.97
<b>Vendor 5373 - REYNOLDS EXCAVATION, DEMOLITION &amp; UTILITIES Total:</b>						<b>504.97</b>
<b>Vendor: 5261 - RICHARD VILLANUEVA</b>						
RICHARD VILLANUEVA	10/02/2024	128881	UNIT #24-WINDSHIELD REPA...	01-260-520210	REPAIR SUPPLIES - BLD/FLT ...	75.00
<b>Vendor 5261 - RICHARD VILLANUEVA Total:</b>						<b>75.00</b>
<b>Vendor: 3729 - RIVERTON DESIGN, INC.</b>						
RIVERTON DESIGN, INC.	10/24/2024	128967	CLOTHING EMBROIDERY	01-110-510430	GENERAL ADMINISTRATIVE	50.90
<b>Vendor 3729 - RIVERTON DESIGN, INC. Total:</b>						<b>50.90</b>
<b>Vendor: 3743 - ROCKY MOUNTAIN AIR SOLUTIONS</b>						
ROCKY MOUNTAIN AIR SOLU...	10/10/2024	128899	PICKUP CHARGE FOR RETUR...	01-260-510230	VEHICLE FUEL - BLD/FLT MAI...	69.50
ROCKY MOUNTAIN AIR SOLU...	10/10/2024	128899	SHOP-WELDING TANK LEASE...	01-260-510230	VEHICLE FUEL - BLD/FLT MAI...	3,182.68
<b>Vendor 3743 - ROCKY MOUNTAIN AIR SOLUTIONS Total:</b>						<b>3,252.18</b>
<b>Vendor: 3751 - ROCKY MOUNTAIN WIRE ROPE</b>						
ROCKY MOUNTAIN WIRE RO...	10/30/2024	128996	UNIT #42-WIRE ROPE CRANE	01-350-520210	REPAIR SUPPLIES - OPERATOR	111.40
<b>Vendor 3751 - ROCKY MOUNTAIN WIRE ROPE Total:</b>						<b>111.40</b>
<b>Vendor: 3747 - ROCKY MTN POWER</b>						
ROCKY MTN POWER	10/24/2024	128968	AUG, SEP 2024 POWER	01-110-510460	UTILITIES - MGMT	10,580.03
ROCKY MTN POWER	10/24/2024	128968	AUG, SEP 2024 POWER	01-230-510460	UTILITIES - WTR	171,797.01
ROCKY MTN POWER	10/24/2024	128968	AUG, SEP 2024 POWER	01-240-510460	UTILITIES - WW	33,805.10
<b>Vendor 3747 - ROCKY MTN POWER Total:</b>						<b>216,182.14</b>
<b>Vendor: 3760 - RON TURLEY ASSOCIATES INC</b>						
RON TURLEY ASSOCIATES INC	10/10/2024	128900	RTA Software Renewal	01-360-510440	COMPUTER SUPPLIES/EQUI...	5,400.00
<b>Vendor 3760 - RON TURLEY ASSOCIATES INC Total:</b>						<b>5,400.00</b>
<b>Vendor: 3790 - ROYAL WHOLESALE ELECTRIC</b>						
ROYAL WHOLESALE ELECTRIC	10/10/2024	128901	UPS FOR PRVs	01-360-510440	COMPUTER SUPPLIES/EQUI...	1,474.92
ROYAL WHOLESALE ELECTRIC	10/30/2024	128997	EAST REC/PUMP #2 REDUCI...	01-350-520210	REPAIR SUPPLIES - OPERATOR	34.28
<b>Vendor 3790 - ROYAL WHOLESALE ELECTRIC Total:</b>						<b>1,509.20</b>
<b>Vendor: 2444 - SALT LAKE VALLEY CHEVROLET</b>						
SALT LAKE VALLEY CHEVROL...	10/16/2024	128926	UNIT #59-VALANCE BOLTS	01-260-520210	REPAIR SUPPLIES - BLD/FLT ...	44.19
SALT LAKE VALLEY CHEVROL...	10/16/2024	128926	UNIT #59-PCV VALVE	01-260-520210	REPAIR SUPPLIES - BLD/FLT ...	10.68
SALT LAKE VALLEY CHEVROL...	10/16/2024	128926	UNIT #59-HEADLIGHT TRIM, ...	01-260-520210	REPAIR SUPPLIES - BLD/FLT ...	250.00

**Paid Check Report**

**Payment Dates: 10/1/2024 - 10/31/2024**

Vendor Name	Payment Date	Payment Number	Description (Item)	Account Number	Account Name	Amount
SALT LAKE VALLEY CHEVROL...	10/16/2024	128926	UNIT #59-HEADLIGHT TRIM, ...	01-260-520210	REPAIR SUPPLIES - BLD/FLT ...	64.78
<b>Vendor 2444 - SALT LAKE VALLEY CHEVROLET Total:</b>						<b>369.65</b>
<b>Vendor: 3890 - SALT LAKE VALLEY LANDFILL</b>						
SALT LAKE VALLEY LANDFILL	10/10/2024	128902	CLEAN FILL	01-220-520210	REPAIR SUPPLIES - WTR R&R	17,747.91
<b>Vendor 3890 - SALT LAKE VALLEY LANDFILL Total:</b>						<b>17,747.91</b>
<b>Vendor: 3950 - SELECTHEALTH</b>						
SELECTHEALTH	10/02/2024	128866	RETIREE HEALTH INS	01-110-500130	HEALTH INSURANCE - MGMT	9,025.20
SELECTHEALTH	10/02/2024	128866	NEW EMPLOYEE HEALTH INS...	01-140-500130	HEALTH INSURANCE - METERS	-2,101.20
SELECTHEALTH	10/02/2024	128866	NEW EMP HEALTH INS-EMP ...	01-220-500130	HEALTH INSURANCE - WTR ...	-2,101.20
SELECTHEALTH	10/02/2024	128866	TERM EMPLOYEE HEALTH INS...	01-260-500130	HEALTH INSURANCE - BLD/FL...	-719.40
SELECTHEALTH	10/02/2024	128866	HEALTH INS FAM. SELECT M...	01-000-220500	HEALTH INSURANCE PAYABLE	62,316.60
SELECTHEALTH	10/02/2024	128866	SINGLE SELECT MED	01-000-220500	HEALTH INSURANCE PAYABLE	6,474.60
SELECTHEALTH	10/02/2024	128866	HEALTH INS FAM. SELECT M...	01-000-220500	HEALTH INSURANCE PAYABLE	56,732.40
SELECTHEALTH	10/02/2024	128866	SINGLE SELECT MED	01-000-220500	HEALTH INSURANCE PAYABLE	5,755.20
SELECTHEALTH	10/30/2024	128998	RETIREE HEALTH INS	01-110-500130	HEALTH INSURANCE - MGMT	10,712.40
SELECTHEALTH	10/30/2024	128998	HEALTH INS FAM. SELECT M...	01-000-220500	HEALTH INSURANCE PAYABLE	59,884.20
SELECTHEALTH	10/30/2024	128998	SINGLE SELECT MED	01-000-220500	HEALTH INSURANCE PAYABLE	5,755.20
SELECTHEALTH	10/30/2024	128998	HEALTH INS FAM. SELECT M...	01-000-220500	HEALTH INSURANCE PAYABLE	57,783.00
SELECTHEALTH	10/30/2024	128998	SINGLE SELECT MED	01-000-220500	HEALTH INSURANCE PAYABLE	5,755.20
<b>Vendor 3950 - SELECTHEALTH Total:</b>						<b>275,272.20</b>
<b>Vendor: 4000 - SILVER SPUR CONSTRUCTION</b>						
SILVER SPUR CONSTRUCTION	10/16/2024	128937	Redwood Road Water Constr...	01-340-520920	INFRASTRUCTURE PURCHAS...	997,334.73
SILVER SPUR CONSTRUCTION	10/16/2024	128937	RETENTION/20A&20I - PMT ...	01-000-210110	RETAINAGE	-49,866.74
<b>Vendor 4000 - SILVER SPUR CONSTRUCTION Total:</b>						<b>947,467.99</b>
<b>Vendor: 5293 - SKYMAIL INTERNATIONAL INC.</b>						
SKYMAIL INTERNATIONAL IN...	10/30/2024	129010	2025 CONSERVATION CALEN...	01-110-510530	PUBLIC RELATIONS/CONSER...	3,250.10
<b>Vendor 5293 - SKYMAIL INTERNATIONAL INC. Total:</b>						<b>3,250.10</b>
<b>Vendor: 5372 - SOUTH VALLEY EQUIPMENT</b>						
SOUTH VALLEY EQUIPMENT	10/24/2024	128978	UNIT #15/VALVE TRUCK REPA..	01-230-520210	REPAIR SUPPLIES - WTR MAI...	2,999.00
<b>Vendor 5372 - SOUTH VALLEY EQUIPMENT Total:</b>						<b>2,999.00</b>
<b>Vendor: 5278 - SOUTHERN TIRE MART LLC</b>						
SOUTHERN TIRE MART LLC	10/02/2024	128882	UNIT #62-FLAT TIRE REPAIR	01-260-520210	REPAIR SUPPLIES - BLD/FLT ...	50.00
SOUTHERN TIRE MART LLC	10/02/2024	128882	Unit #10- Tire	01-260-520210	REPAIR SUPPLIES - BLD/FLT ...	404.70
SOUTHERN TIRE MART LLC	10/16/2024	128945	UNIT#9- FRONT TIRES	01-260-520210	REPAIR SUPPLIES - BLD/FLT ...	650.00
SOUTHERN TIRE MART LLC	10/16/2024	128945	UNIT#9- FRONT TIRES	01-260-520210	REPAIR SUPPLIES - BLD/FLT ...	10.00
SOUTHERN TIRE MART LLC	10/16/2024	128945	UNIT #30-FRONT TIRES	01-260-520210	REPAIR SUPPLIES - BLD/FLT ...	619.28
SOUTHERN TIRE MART LLC	10/30/2024	129008	UNIT #59-ALIGNMENT	01-260-520210	REPAIR SUPPLIES - BLD/FLT ...	70.00
SOUTHERN TIRE MART LLC	10/30/2024	129008	UNIT #30-ALIGNMENT	01-260-520210	REPAIR SUPPLIES - BLD/FLT ...	70.00
<b>Vendor 5278 - SOUTHERN TIRE MART LLC Total:</b>						<b>1,873.98</b>
<b>Vendor: 5130 - STAKER &amp; PARSON COMPANIES</b>						
STAKER & PARSON COMPAN...	10/24/2024	128972	Fill Dirt for August Water Sys...	01-220-520210	REPAIR SUPPLIES - WTR R&R	5,583.86

**Paid Check Report**

**Payment Dates: 10/1/2024 - 10/31/2024**

Vendor Name	Payment Date	Payment Number	Description (Item)	Account Number	Account Name	Amount
STAKER & PARSON COMPAN...	10/24/2024	128972	Fill Dirt for August Water Sys...	01-220-520210	REPAIR SUPPLIES - WTR R&R	3,093.98
STAKER & PARSON COMPAN...	10/24/2024	128972	Fill Dirt for August Water Sys...	01-220-520210	REPAIR SUPPLIES - WTR R&R	2,597.22
STAKER & PARSON COMPAN...	10/24/2024	128972	Fill Dirt for August Water Sys...	01-220-520210	REPAIR SUPPLIES - WTR R&R	1,674.33
STAKER & PARSON COMPAN...	10/24/2024	128972	Fill Dirt for August Water Sys...	01-220-520210	REPAIR SUPPLIES - WTR R&R	1,157.98
<b>Vendor 5130 - STAKER &amp; PARSON COMPANIES Total:</b>						<b>14,107.37</b>
<b>Vendor: 4185 - STANDARD PLUMBING SUPPLY CO</b>						
STANDARD PLUMBING SUPP...	10/02/2024	128867	RUSHTON TRTMT PLANT	01-350-520210	REPAIR SUPPLIES - OPERATOR	8.49
STANDARD PLUMBING SUPP...	10/02/2024	128867	WELL #1/FLUORIDE	01-350-520210	REPAIR SUPPLIES - OPERATOR	39.96
<b>Vendor 4185 - STANDARD PLUMBING SUPPLY CO Total:</b>						<b>48.45</b>
<b>Vendor: 4225 - STATE FIRE DC SPECIALTIES LLC</b>						
STATE FIRE DC SPECIALTIES L...	10/02/2024	128868	Fire extinguisher inspections	01-210-510220	BUILDINGS & GROUNDS - SA...	648.50
STATE FIRE DC SPECIALTIES L...	10/02/2024	128868	Fire extinguisher inspections	01-210-510220	BUILDINGS & GROUNDS - SA...	327.50
<b>Vendor 4225 - STATE FIRE DC SPECIALTIES LLC Total:</b>						<b>976.00</b>
<b>Vendor: 4238 - STEP SAVER INC</b>						
STEP SAVER INC	10/02/2024	128869	WELL #8/SALT	01-350-530260	WATER TREATMENT CHEMI...	1,748.76
STEP SAVER INC	10/02/2024	128869	WELL #16/SALT	01-350-530260	WATER TREATMENT CHEMI...	1,482.00
STEP SAVER INC	10/02/2024	128869	WELL #15/SALT	01-350-530260	WATER TREATMENT CHEMI...	1,339.73
STEP SAVER INC	10/02/2024	128869	WELL #8/SALT	01-350-530260	WATER TREATMENT CHEMI...	1,748.76
STEP SAVER INC	10/30/2024	128999	TANK FARM/SALT	01-350-530260	WATER TREATMENT CHEMI...	1,986.62
<b>Vendor 4238 - STEP SAVER INC Total:</b>						<b>8,305.87</b>
<b>Vendor: 4248 - STREAMLINE</b>						
STREAMLINE	10/02/2024	128870	OCT 2024 WEBSITE HOSTING	01-360-510440	COMPUTER SUPPLIES/EQUI...	686.40
<b>Vendor 4248 - STREAMLINE Total:</b>						<b>686.40</b>
<b>Vendor: 4350 - THE DATA CENTER</b>						
THE DATA CENTER	10/16/2024	128938	Printing and Mailing monthly...	01-130-510420	POSTAGE & MAILING	4,839.00
THE DATA CENTER	10/16/2024	128938	Printing and Mailing monthly...	01-130-510420	POSTAGE & MAILING	10,668.52
<b>Vendor 4350 - THE DATA CENTER Total:</b>						<b>15,507.52</b>
<b>Vendor: 4405 - THOMAS PETROLEUM</b>						
THOMAS PETROLEUM	10/10/2024	128903	YARD-DIESEL FUEL	01-260-510230	VEHICLE FUEL - BLD/FLT MAI...	4,467.69
THOMAS PETROLEUM	10/10/2024	128903	FUEL STATION-UNLEADED F...	01-260-510230	VEHICLE FUEL - BLD/FLT MAI...	323.62
THOMAS PETROLEUM	10/10/2024	128903	FUEL STATION-UNLEADED F...	01-260-510230	VEHICLE FUEL - BLD/FLT MAI...	8,925.00
THOMAS PETROLEUM	10/30/2024	129000	YARD-FUEL, 2,000 DIESEL	01-260-510230	VEHICLE FUEL - BLD/FLT MAI...	6,067.26
<b>Vendor 4405 - THOMAS PETROLEUM Total:</b>						<b>19,783.57</b>
<b>Vendor: 4435 - TITUS INDUSTRIAL GROUP INC.</b>						
TITUS INDUSTRIAL GROUP IN...	10/02/2024	128871	Composite Manhole Frame a...	01-240-520210	REPAIR SUPPLIES - WW MAI...	13,504.00
<b>Vendor 4435 - TITUS INDUSTRIAL GROUP INC. Total:</b>						<b>13,504.00</b>
<b>Vendor: 4454 - TRAFFIC SAFETY RENTALS</b>						
TRAFFIC SAFETY RENTALS	10/02/2024	128872	Traffic Sign Rentals for Augus...	01-220-520210	REPAIR SUPPLIES - WTR R&R	320.92
<b>Vendor 4454 - TRAFFIC SAFETY RENTALS Total:</b>						<b>320.92</b>
<b>Vendor: 4479 - TYLER TECHNOLOGIES</b>						
TYLER TECHNOLOGIES	10/02/2024	128873	2024 3RD QTR UTIL BILL NOT...	01-360-510470	TELEPHONE	264.60



**Paid Check Report**

**Payment Dates: 10/1/2024 - 10/31/2024**

Vendor Name	Payment Date	Payment Number	Description (Item)	Account Number	Account Name	Amount
TYLER TECHNOLOGIES	10/16/2024	128939	IVR process fees	01-360-510470	TELEPHONE	8,260.00
<b>Vendor 4479 - TYLER TECHNOLOGIES Total:</b>						<b>8,524.60</b>
<b>Vendor: 4510 - UNITED PARCEL SERVICE</b>						
UNITED PARCEL SERVICE	10/02/2024	DFT0001533	SHIPPING/METER REPAIR	01-140-520210	REPAIR SUPPLIES - METER	12.86
UNITED PARCEL SERVICE	10/24/2024	DFT0001571	METER HANDHELD REPAIR	01-140-520210	REPAIR SUPPLIES - METER	13.24
<b>Vendor 4510 - UNITED PARCEL SERVICE Total:</b>						<b>26.10</b>
<b>Vendor: 4545 - UNUM LIFE INSURANCE CO OF AMER</b>						
UNUM LIFE INSURANCE CO ...	10/02/2024	128874	SEP 2024 VOL LIFE ADJ-ROU...	01-110-500170	LIFE/LTD/LTC INSURANCE - ...	-1.01
UNUM LIFE INSURANCE CO ...	10/02/2024	128874	SEP 2024 EMPLOYER LIFE ADJ...	01-110-500170	LIFE/LTD/LTC INSURANCE - ...	-0.01
UNUM LIFE INSURANCE CO ...	10/02/2024	128874	SEP 2024 EMPLOYER LIFE ADJ...	01-220-500170	LIFE/LTD/LTC INSURANCE - ...	-27.60
UNUM LIFE INSURANCE CO ...	10/02/2024	128874	LIFE INSURANCE	01-000-220620	VOLUNTARY LIFE PAYABLE	1,863.36
UNUM LIFE INSURANCE CO ...	10/02/2024	128874	UNUM SHORT TERM DISABIL...	01-000-220620	VOLUNTARY LIFE PAYABLE	320.18
UNUM LIFE INSURANCE CO ...	10/02/2024	128874	VOL LIFE INSURANCE	01-000-220620	VOLUNTARY LIFE PAYABLE	472.26
UNUM LIFE INSURANCE CO ...	10/02/2024	128874	LIFE INSURANCE	01-000-220620	VOLUNTARY LIFE PAYABLE	1,863.36
UNUM LIFE INSURANCE CO ...	10/02/2024	128874	UNUM SHORT TERM DISABIL...	01-000-220620	VOLUNTARY LIFE PAYABLE	312.62
UNUM LIFE INSURANCE CO ...	10/02/2024	128874	VOL LIFE INSURANCE	01-000-220620	VOLUNTARY LIFE PAYABLE	472.26
UNUM LIFE INSURANCE CO ...	10/02/2024	128874	SEP 2024 SHORT TERM DIS A...	01-110-500170	LIFE/LTD/LTC INSURANCE - ...	0.04
UNUM LIFE INSURANCE CO ...	10/02/2024	128874	SEP 2024 SHORT TERM DIS A...	01-140-500170	LIFE/LTD/LTC INSURANCE - ...	0.40
UNUM LIFE INSURANCE CO ...	10/02/2024	128875	SEP 2024 LTC ADJ-EMP #268	01-140-500170	LIFE/LTD/LTC INSURANCE - ...	-2.40
UNUM LIFE INSURANCE CO ...	10/02/2024	128875	SEP 2024 LTC ADJ-EMP #267	01-140-500170	LIFE/LTD/LTC INSURANCE - ...	-2.40
UNUM LIFE INSURANCE CO ...	10/02/2024	128875	SEP 2024 LTC ADJ-EMP #264	01-220-500170	LIFE/LTD/LTC INSURANCE - ...	-5.60
UNUM LIFE INSURANCE CO ...	10/02/2024	128875	SEP 2024 LTC ADJ-EMP #265	01-220-500170	LIFE/LTD/LTC INSURANCE - ...	-4.80
UNUM LIFE INSURANCE CO ...	10/02/2024	128875	SEP 2024 LTC ADJ-EMP #239	01-260-500170	LIFE/LTD/LTC INSURANCE - B...	2.40
UNUM LIFE INSURANCE CO ...	10/02/2024	128875	LONG TERM CARE	01-000-220600	OTHER INSURANCE PAYABLE	125.60
UNUM LIFE INSURANCE CO ...	10/02/2024	128875	LONG TERM CARE	01-000-220600	OTHER INSURANCE PAYABLE	122.80
UNUM LIFE INSURANCE CO ...	10/30/2024	129001	OCT 2024 VOL LIFE ADJ-ROU...	01-110-500170	LIFE/LTD/LTC INSURANCE - ...	-1.01
UNUM LIFE INSURANCE CO ...	10/30/2024	129001	OCT 2024 EMPLOYER LIFE AD...	01-110-500170	LIFE/LTD/LTC INSURANCE - ...	-0.01
UNUM LIFE INSURANCE CO ...	10/30/2024	129001	LIFE INSURANCE	01-000-220620	VOLUNTARY LIFE PAYABLE	1,868.34
UNUM LIFE INSURANCE CO ...	10/30/2024	129001	UNUM SHORT TERM DISABIL...	01-000-220620	VOLUNTARY LIFE PAYABLE	326.08
UNUM LIFE INSURANCE CO ...	10/30/2024	129001	VOL LIFE INSURANCE	01-000-220620	VOLUNTARY LIFE PAYABLE	480.67
UNUM LIFE INSURANCE CO ...	10/30/2024	129001	LIFE INSURANCE	01-000-220620	VOLUNTARY LIFE PAYABLE	1,869.02
UNUM LIFE INSURANCE CO ...	10/30/2024	129001	UNUM SHORT TERM DISABIL...	01-000-220620	VOLUNTARY LIFE PAYABLE	326.58
UNUM LIFE INSURANCE CO ...	10/30/2024	129001	VOL LIFE INSURANCE	01-000-220620	VOLUNTARY LIFE PAYABLE	480.67
UNUM LIFE INSURANCE CO ...	10/30/2024	129001	OCT 2024 SHORT TERM DIS ...	01-110-500170	LIFE/LTD/LTC INSURANCE - ...	0.06
UNUM LIFE INSURANCE CO ...	10/30/2024	129002	OCT 2024 LTC ADJ-EMP #267	01-140-500170	LIFE/LTD/LTC INSURANCE - ...	-2.40
UNUM LIFE INSURANCE CO ...	10/30/2024	129002	OCT 2024 LTC ADJ-EMP #268	01-140-500170	LIFE/LTD/LTC INSURANCE - ...	-2.40
UNUM LIFE INSURANCE CO ...	10/30/2024	129002	OCT 2024 LTC ADJ-EMP #264	01-220-500170	LIFE/LTD/LTC INSURANCE - ...	-2.80
UNUM LIFE INSURANCE CO ...	10/30/2024	129002	OCT 2024 LTC ADJ-EMP #265	01-220-500170	LIFE/LTD/LTC INSURANCE - ...	-2.40
UNUM LIFE INSURANCE CO ...	10/30/2024	129002	OCT 2024 LTC ADJ-EMP #269	01-260-500170	LIFE/LTD/LTC INSURANCE - B...	-2.90
UNUM LIFE INSURANCE CO ...	10/30/2024	129002	OCT 2024 LTC ADJ-EMP #239	01-260-500170	LIFE/LTD/LTC INSURANCE - B...	2.40
UNUM LIFE INSURANCE CO ...	10/30/2024	129002	LONG TERM CARE	01-000-220600	OTHER INSURANCE PAYABLE	123.05
UNUM LIFE INSURANCE CO ...	10/30/2024	129002	LONG TERM CARE	01-000-220600	OTHER INSURANCE PAYABLE	123.05
<b>Vendor 4545 - UNUM LIFE INSURANCE CO OF AMER Total:</b>						<b>11,097.46</b>

**Paid Check Report**

**Payment Dates: 10/1/2024 - 10/31/2024**

Vendor Name	Payment Date	Payment Number	Description (Item)	Account Number	Account Name	Amount
<b>Vendor: 3510 - US POSTAL SERVICE</b>						
US POSTAL SERVICE	10/16/2024	128936	ACCOUNT #361246 - POSTA...	01-130-510420	POSTAGE & MAILING	1,500.00
<b>Vendor 3510 - US POSTAL SERVICE Total:</b>						<b>1,500.00</b>
<b>Vendor: 0001 - US TREASURY</b>						
US TREASURY	10/10/2024	DFT0001551	MEDICARE WITHHOLDING	01-000-230100	FEDERAL W/H & MEDICARE ...	6,759.94
US TREASURY	10/10/2024	DFT0001552	FEDERAL WITHHOLDING	01-000-230100	FEDERAL W/H & MEDICARE ...	18,368.77
US TREASURY	10/24/2024	DFT0001569	MEDICARE WITHHOLDING	01-000-230100	FEDERAL W/H & MEDICARE ...	6,725.68
US TREASURY	10/24/2024	DFT0001570	FEDERAL WITHHOLDING	01-000-230100	FEDERAL W/H & MEDICARE ...	18,437.09
<b>Vendor 0001 - US TREASURY Total:</b>						<b>50,291.48</b>
<b>Vendor: 4570 - UTAH ASSOCIATION OF SPECIAL DISTRICTS</b>						
UTAH ASSOCIATION OF SPEC...	10/24/2024	128969	2025 MEMBERSHIP DUES	01-110-510430	GENERAL ADMINISTRATIVE	15,375.00
<b>Vendor 4570 - UTAH ASSOCIATION OF SPECIAL DISTRICTS Total:</b>						<b>15,375.00</b>
<b>Vendor: 4596 - UTAH DEPT WORKFORCE SERVICES</b>						
UTAH DEPT WORKFORCE SE...	10/10/2024	128904	R 6-910392-0/SEP 2024	01-110-500180	STATE UNEMPLOYMENT - M...	610.00
<b>Vendor 4596 - UTAH DEPT WORKFORCE SERVICES Total:</b>						<b>610.00</b>
<b>Vendor: 4620 - UTAH LOCAL GOVERNMENTS TRUST</b>						
UTAH LOCAL GOVERNMENTS...	10/16/2024	128940	20120-WC 2023 AUDIT/APP...	01-110-500160	WORKERS COMP INS - MGMT	9,023.76
<b>Vendor 4620 - UTAH LOCAL GOVERNMENTS TRUST Total:</b>						<b>9,023.76</b>
<b>Vendor: 5227 - UTAH LTAP</b>						
UTAH LTAP	10/02/2024	128879	TRAFFIC CONTROL TRAINING	01-140-510480	TRAINING & EDUCATION - M...	330.00
UTAH LTAP	10/02/2024	128879	TRAFFIC CONTROL TRAINING	01-220-510480	TRAINING & EDUCATION - W...	1,980.00
UTAH LTAP	10/02/2024	128879	TRAFFIC CONTROL TRAINING	01-240-510480	TRAINING & EDUCATION - ...	660.00
UTAH LTAP	10/02/2024	128879	TRAFFIC CONTROL TRAINING	01-350-510480	TRAINING & EDUCATION - O...	330.00
<b>Vendor 5227 - UTAH LTAP Total:</b>						<b>3,300.00</b>
<b>Vendor: 4640 - UTAH RETIREMENT SYSTEMS</b>						
UTAH RETIREMENT SYSTEMS	10/10/2024	DFT0001535	TIER 2 DEFINED CONTRIBUTI...	01-000-220400	RETIREMENT CONTRIB PAYA...	1,386.55
UTAH RETIREMENT SYSTEMS	10/10/2024	DFT0001536	TIER 2 HYBRID CONTRIBUTI...	01-000-220400	RETIREMENT CONTRIB PAYA...	16,293.55
UTAH RETIREMENT SYSTEMS	10/10/2024	DFT0001537	457 CONTRIB - BOARD	01-000-220400	RETIREMENT CONTRIB PAYA...	51.67
UTAH RETIREMENT SYSTEMS	10/10/2024	DFT0001538	457 CONTRIB - TIER 2	01-000-220400	RETIREMENT CONTRIB PAYA...	51.67
UTAH RETIREMENT SYSTEMS	10/10/2024	DFT0001540	401(K) CONTRIB - BOARD	01-000-220400	RETIREMENT CONTRIB PAYA...	51.67
UTAH RETIREMENT SYSTEMS	10/10/2024	DFT0001542	TIER 2 DC 401K	01-000-220400	RETIREMENT CONTRIB PAYA...	2,726.68
UTAH RETIREMENT SYSTEMS	10/10/2024	DFT0001544	TIER 2 HYBRID 401K	01-000-220400	RETIREMENT CONTRIB PAYA...	109.41
UTAH RETIREMENT SYSTEMS	10/10/2024	DFT0001547	TIER 2 ROTH IRA CONTRIB A...	01-000-220400	RETIREMENT CONTRIB PAYA...	325.00
UTAH RETIREMENT SYSTEMS	10/10/2024	DFT0001548	ROTH IRA CONTRIBUTION A...	01-000-220400	RETIREMENT CONTRIB PAYA...	430.00
UTAH RETIREMENT SYSTEMS	10/10/2024	DFT0001549	TIER 2 - 457 CONTRIB	01-000-220400	RETIREMENT CONTRIB PAYA...	5.00
UTAH RETIREMENT SYSTEMS	10/10/2024	DFT0001550	UT STATE RET CONTRIBUTION	01-000-220400	RETIREMENT CONTRIB PAYA...	18,114.43
UTAH RETIREMENT SYSTEMS	10/24/2024	DFT0001556	TIER 2 DEFINED CONTRIBUTI...	01-000-220400	RETIREMENT CONTRIB PAYA...	1,411.47
UTAH RETIREMENT SYSTEMS	10/24/2024	DFT0001557	TIER 2 HYBRID CONTRIBUTI...	01-000-220400	RETIREMENT CONTRIB PAYA...	16,641.34
UTAH RETIREMENT SYSTEMS	10/24/2024	DFT0001560	TIER 2 DC 401K	01-000-220400	RETIREMENT CONTRIB PAYA...	2,769.16
UTAH RETIREMENT SYSTEMS	10/24/2024	DFT0001562	TIER 2 HYBRID 401K	01-000-220400	RETIREMENT CONTRIB PAYA...	102.40
UTAH RETIREMENT SYSTEMS	10/24/2024	DFT0001565	TIER 2 ROTH IRA CONTRIB A...	01-000-220400	RETIREMENT CONTRIB PAYA...	325.00
UTAH RETIREMENT SYSTEMS	10/24/2024	DFT0001566	ROTH IRA CONTRIBUTION A...	01-000-220400	RETIREMENT CONTRIB PAYA...	430.00

**Paid Check Report**

**Payment Dates: 10/1/2024 - 10/31/2024**

Vendor Name	Payment Date	Payment Number	Description (Item)	Account Number	Account Name	Amount
UTAH RETIREMENT SYSTEMS	10/24/2024	DFT0001567	TIER 2 - 457 CONTRIB	01-000-220400	RETIREMENT CONTRIB PAYA...	5.00
UTAH RETIREMENT SYSTEMS	10/24/2024	DFT0001568	UT STATE RET CONTRIBUTION	01-000-220400	RETIREMENT CONTRIB PAYA...	17,633.50
<b>Vendor 4640 - UTAH RETIREMENT SYSTEMS Total:</b>						<b>78,863.50</b>
<b>Vendor: 4650 - UTAH STATE TAX COMMISSION</b>						
UTAH STATE TAX COMMISSI...	10/08/2024	128884	STATE WITHHOLDING	01-000-230200	STATE W/H PAYABLE	10,027.47
UTAH STATE TAX COMMISSI...	10/08/2024	128884	STATE WITHHOLDING	01-000-230200	STATE W/H PAYABLE	9,894.24
<b>Vendor 4650 - UTAH STATE TAX COMMISSION Total:</b>						<b>19,921.71</b>
<b>Vendor: 4652 - UTAH STATE TREASURER</b>						
UTAH STATE TREASURER	10/24/2024	128970	2024 UNCLAIMED PROP/FEIN...	01-000-117300	RETURNED CK RECEIVABLE	4,774.44
<b>Vendor 4652 - UTAH STATE TREASURER Total:</b>						<b>4,774.44</b>
<b>Vendor: 4693 - UTOPIA</b>						
UTOPIA	10/16/2024	128941	SEP 2024 FIBER OPTICS	01-360-510470	TELEPHONE	1,882.00
UTOPIA	10/16/2024	128941	OCT 2024 FIBER OPTICS	01-360-510470	TELEPHONE	2,012.67
<b>Vendor 4693 - UTOPIA Total:</b>						<b>3,894.67</b>
<b>Vendor: 5136 - VANCON INC</b>						
VANCON INC	10/10/2024	128905	20D Kent Booster PS Constru...	01-340-520920	INFRASTRUCTURE PURCHAS...	234,225.00
VANCON INC	10/10/2024	128905	RETENTION/20D - PMT NO 19	01-000-210110	RETAINAGE	-11,711.25
VANCON INC	10/30/2024	129005	20D Kent Booster PS Constru...	01-340-520920	INFRASTRUCTURE PURCHAS...	191,403.31
VANCON INC	10/30/2024	129005	RETENTION/20D - PMT NO 20	01-000-210110	RETAINAGE	-9,570.17
<b>Vendor 5136 - VANCON INC Total:</b>						<b>404,346.89</b>
<b>Vendor: 4704 - VERIZON WIRELESS</b>						
VERIZON WIRELESS	10/30/2024	DFT0001573	SEP 2024 WIRELESS SERVICES	01-360-510470	TELEPHONE	1,122.22
<b>Vendor 4704 - VERIZON WIRELESS Total:</b>						<b>1,122.22</b>
<b>Vendor: 5178 - VOYA RETIREMENT INSURANCE AND ANNUITY COMPANY</b>						
VOYA RETIREMENT INSURAN...	10/10/2024	DFT0001539	401(K) CONTRIBUTIONS	01-000-220400	RETIREMENT CONTRIB PAYA...	28,924.05
VOYA RETIREMENT INSURAN...	10/10/2024	DFT0001541	ROTH 401(K) CONTRIBUTIONS	01-000-220400	RETIREMENT CONTRIB PAYA...	2,407.53
VOYA RETIREMENT INSURAN...	10/10/2024	DFT0001545	401(K) LOAN PAYMENT	01-000-220400	RETIREMENT CONTRIB PAYA...	1,249.52
VOYA RETIREMENT INSURAN...	10/10/2024	DFT0001546	401(K) LOAN PAYMENT	01-000-220400	RETIREMENT CONTRIB PAYA...	1,100.03
VOYA RETIREMENT INSURAN...	10/24/2024	DFT0001558	401(K) CONTRIBUTIONS	01-000-220400	RETIREMENT CONTRIB PAYA...	28,843.97
VOYA RETIREMENT INSURAN...	10/24/2024	DFT0001559	ROTH 401(K) CONTRIBUTIONS	01-000-220400	RETIREMENT CONTRIB PAYA...	2,381.36
VOYA RETIREMENT INSURAN...	10/24/2024	DFT0001563	401(K) LOAN PAYMENT	01-000-220400	RETIREMENT CONTRIB PAYA...	1,249.52
VOYA RETIREMENT INSURAN...	10/24/2024	DFT0001564	401(K) LOAN PAYMENT	01-000-220400	RETIREMENT CONTRIB PAYA...	1,158.97
<b>Vendor 5178 - VOYA RETIREMENT INSURANCE AND ANNUITY COMPANY Total:</b>						<b>67,314.95</b>
<b>Vendor: 5356 - WATTS, WAYNE D</b>						
WATTS, WAYNE D	10/03/2024	10342	MEALS/WEFTEC 2024	01-110-510480	TRAINING & EDUCATION - M...	242.00
WATTS, WAYNE D	10/25/2024	10348	LODGING,TRANSPORTATION...	01-105-510480	TRAINING & EDUCATION - B...	1,115.39
<b>Vendor 5356 - WATTS, WAYNE D Total:</b>						<b>1,357.39</b>
<b>Vendor: 4880 - WEST VALLEY CITY</b>						
WEST VALLEY CITY	10/16/2024	DFT0001555	SEP 2024 STRMWTR/ST LIGH...	01-110-510460	UTILITIES - MGMT	783.00
WEST VALLEY CITY	10/16/2024	DFT0001555	SEP 2024 STRMWTR/ST LIGH...	01-230-510460	UTILITIES - WTR	465.00

**Paid Check Report**

**Payment Dates: 10/1/2024 - 10/31/2024**

Vendor Name	Payment Date	Payment Number	Description (Item)	Account Number	Account Name	Amount
WEST VALLEY CITY	10/16/2024	DFT0001555	SEP 2024 STRMWTR/ST LIGH...	01-240-510460	UTILITIES - WW	200.10
<b>Vendor 4880 - WEST VALLEY CITY Total:</b>						<b>1,448.10</b>
<b>Vendor: 5250 - WEST VALLEY COLLISION REPAIR</b>						
WEST VALLEY COLLISION RE...	10/02/2024	128880	Unit #59 - Fender Paining	01-260-520210	REPAIR SUPPLIES - BLD/FLT ...	562.00
<b>Vendor 5250 - WEST VALLEY COLLISION REPAIR Total:</b>						<b>562.00</b>
<b>Vendor: 5156 - WESTERN INDUSTRIAL DOOR COMPANY</b>						
WESTERN INDUSTRIAL DOOR...	10/02/2024	128877	BLDG B/GARAGE DOOR REPA...	01-360-510220	BUILDINGS & GROUNDS - SYS...	232.50
<b>Vendor 5156 - WESTERN INDUSTRIAL DOOR COMPANY Total:</b>						<b>232.50</b>
<b>Vendor: 4910 - WHEELER MACHINERY CO</b>						
WHEELER MACHINERY CO	10/24/2024	128971	#100 CAT 305-PM FILTERS	01-260-520210	REPAIR SUPPLIES - BLD/FLT ...	110.08
WHEELER MACHINERY CO	10/24/2024	128971	UNIT #103 LOADER-LIP SEALS...	01-260-520210	REPAIR SUPPLIES - BLD/FLT ...	1,103.32
WHEELER MACHINERY CO	10/24/2024	128971	UNIT #103 LOADER, FILTER, D..	01-260-520210	REPAIR SUPPLIES - BLD/FLT ...	525.65
<b>Vendor 4910 - WHEELER MACHINERY CO Total:</b>						<b>1,739.05</b>
<b>Vendor: 4995 - WORKFORCE QA</b>						
WORKFORCE QA	10/30/2024	129003	RANDOM EMPLOYEE DRUG ...	01-110-510520	PROFESSIONAL CONSULTING ..	200.00
<b>Vendor 4995 - WORKFORCE QA Total:</b>						<b>200.00</b>
<b>Grand Total:</b>						<b>6,072,474.80</b>

# Report Summary

## Fund Summary

Fund	Payment Amount
01 - GENERAL FUND	6,072,474.80
<b>Grand Total:</b>	<b>6,072,474.80</b>

## Account Summary

Account Number	Account Name	Payment Amount
01-000-117300	RETURNED CK RECEIVAB...	4,774.44
01-000-210110	RETAINAGE	-59,517.87
01-000-210150	AMEX/MC PAYABLE	92,818.35
01-000-220400	RETIREMENT CONTRIB P...	146,178.45
01-000-220500	HEALTH INSURANCE PA...	270,226.99
01-000-220600	OTHER INSURANCE PAY...	494.50
01-000-220610	LEGAL SHIELD PAYABLE	510.08
01-000-220620	VOLUNTARY LIFE PAYAB...	10,655.40
01-000-220710	EMPLOYEE ACCRUED SA...	603.09
01-000-220900	CAFETERIA PLAN PAYAB...	22,667.30
01-000-230100	FEDERAL W/H & MEDIC...	50,291.48
01-000-230200	STATE W/H PAYABLE	19,921.71
01-000-410300	ENGINEERING FEES	5,000.00
01-000-430990	MISC INCOME	1,325.42
01-105-510480	TRAINING & EDUCATION...	2,152.88
01-110-500130	HEALTH INSURANCE - M...	20,166.58
01-110-500160	WORKERS COMP INS - ...	9,023.76
01-110-500170	LIFE/LTD/LTC INSURANC...	-1.65
01-110-500180	STATE UNEMPLOYMENT ...	610.00
01-110-510430	GENERAL ADMINISTRAT...	18,716.03
01-110-510460	UTILITIES - MGMT	12,101.57
01-110-510480	TRAINING & EDUCATION...	4,054.90
01-110-510500	LEGAL EXPENSE	7,390.00
01-110-510520	PROFESSIONAL CONSULT..	5,344.26
01-110-510530	PUBLIC RELATIONS/CON...	5,550.10
01-130-500130	HEALTH INSURANCE - C...	67.50
01-130-510220	BUILDINGS & GROUNDS -..	4,036.22
01-130-510410	OFFICE SUPPLIES/PRINT...	723.39
01-130-510420	POSTAGE & MAILING	17,457.52
01-130-510480	TRAINING & EDUCATION...	50.00
01-140-500130	HEALTH INSURANCE - M...	-2,232.27
01-140-500170	LIFE/LTD/LTC INSURANC...	-9.20
01-140-510480	TRAINING & EDUCATION...	380.00
01-140-520210	REPAIR SUPPLIES - METER	102,466.61
01-140-520240	TOOLS & SUPPLIES - ME...	622.09

Payroll Taxes and Employee Benefits \$545,607.19

**Account Summary**

Account Number	Account Name	Payment Amount	
01-210-510220	BUILDINGS & GROUNDS -..	3,701.20	
01-210-510480	TRAINING & EDUCATION...	267.00	
01-210-510490	SAFETY EXPENSE	10,820.35	
01-220-500130	HEALTH INSURANCE - W...	2,264.06	
01-220-500170	LIFE/LTD/LTC INSURANC...	19.60	
01-220-510480	TRAINING & EDUCATION...	2,730.00	
01-220-520210	REPAIR SUPPLIES - WTR ...	62,747.40	
01-220-520240	TOOLS & SUPPLIES - WTR..	1,752.41	
01-230-510460	UTILITIES - WTR	172,519.10	
01-230-520210	REPAIR SUPPLIES - WTR...	3,618.52	
01-230-520240	TOOLS & SUPPLIES - WTR..	406.95	
01-231-530270	WATER TESTING FEES	1,246.44	
01-240-510460	UTILITIES - WW	34,089.03	
01-240-510480	TRAINING & EDUCATION...	660.00	
01-240-510910	MACHINERY & EQUIPM...	41,411.24	
01-240-520210	REPAIR SUPPLIES - WW ...	14,104.00	
01-240-520240	TOOLS & SUPPLIES - WW...	1,559.01	
01-260-500130	HEALTH INSURANCE - B...	719.40	
01-260-500170	LIFE/LTD/LTC INSURANC...	0.42	
01-260-510230	VEHICLE FUEL - BLD/FLT...	23,419.00	
01-260-510235	VEHICLE LEASE	3,383.66	
01-260-510910	MACHINERY & EQUIPM...	114,092.31	
01-260-520210	REPAIR SUPPLIES - BLD/F...	13,464.34	
01-260-520240	TOOLS & SUPPLIES - BLD...	96.94	
01-330-510480	TRAINING & EDUCATION...	290.00	
01-340-510480	TRAINING & EDUCATION...	1,077.70	
01-340-510520	PROFESSIONAL CONSULT...	725.00	
01-340-520920	INFRASTRUCTURE PURC...	1,965,336.06	Infrastructure \$1,905,818.19
01-350-510480	TRAINING & EDUCATION...	330.00	
01-350-520210	REPAIR SUPPLIES - OPER...	7,435.78	
01-350-530250	WATER SUPPLY EXPENSE	1,626,051.16	Jordan Valley Water
01-350-530260	WATER TREATMENT CH...	8,305.87	
01-360-510220	BUILDINGS & GROUNDS -..	16,887.38	
01-360-510440	COMPUTER SUPPLIES/E...	97,224.97	
01-360-510470	TELEPHONE	16,370.11	
01-400-580310	FACILITY OPERATION - C...	448,835.57	
01-400-580320	PROJECT BETTERTMENTS-...	23,825.28	
01-400-580340	PRETREATMENT FIELD - ...	36,873.14	Central Valley Water \$1,054,695.68
01-400-580350	LABORATORY - C.V.	27,102.74	
01-400-580380	CVW DEBT SERVICE	518,058.95	
	<b>Grand Total:</b>	<b>6,072,474.80</b>	

**Project Account Summary**

Project Account Key	Payment Amount	
**None**	4,107,138.74	
20DCONSTMGT	29,797.15	
20DCONSTRUCTION	425,628.31	
20ICONSTMGMT	4,930.50	
20ICONSTRUCTION	997,334.73	
20IINSPECTION	21,827.50	
20IPI	2,466.72	
21FPRVPANELS	92,502.50	
23EBLDGACHANGEORDER	2,623.56	
23EBLDGADSIGNAMEND	111.87	
23EBLDGBDESIGNAMEND	383.13	
23GCONSTMGMT	1,269.75	
23I Design	78,854.84	
23LCONSTMGMT-PH1	860.00	
23LCONSTRUCTION-PH1	257,183.98	
23LDESIGN	12,141.58	
23VDESIGN	28,973.50	
24EPI	2,503.39	
24RCONSTMGMT	5,943.05	
<b>Grand Total:</b>	<b>6,072,474.80</b>	<b>% of Total</b>

Infrastructure	\$ 1,905,818.19	31%
Jordan Valley Water	\$ 1,626,051.16	27%
Central Valley Water	\$ 1,054,695.68	17%
Payroll Taxes and Employee Benefits	\$ 545,607.19	9%
Other	\$ 940,302.58	16%



Granger-Hunter Improvement District, UT

# Bank Transaction Report Transaction Detail

Issued Date Range: 10/01/2024 - 10/31/2024

Cleared Date Range: -

Issued Date	Number	Description	Module	Type	Amount
<b>Bank Account: 01-000-110100 - CASH - GENERAL CHECKING</b>					
10/10/2024	<a href="#">EFT0000077</a>	Payroll EFT	Payroll	EFT	-188,773.26
10/24/2024	<a href="#">EFT0000078</a>	Payroll EFT	Payroll	EFT	-187,757.65
<b>Bank Account 01-000-110100 Total: (2)</b>					<b>-376,530.91</b>
<b>Report Total: (2)</b>					<b>-376,530.91</b>





Granger-Hunter Improvement District, UT

# Bank Transaction Report Transaction Detail

Issued Date Range: 10/01/2024 - 10/31/2024

Cleared Date Range: -

Issued Date	Number	Description	Module	Type	Amount
<b>Bank Account: 01-000-110100 - CASH - GENERAL CHECKING</b>					
10/03/2024	<a href="#">34477</a>	Jacqueline Spencer	Utility Billing	Check	-84.34
10/03/2024	<a href="#">34478</a>	Sostenes C Martinez	Utility Billing	Check	-25.70
10/03/2024	<a href="#">34479</a>	Rigo Uribe	Utility Billing	Check	-1,126.75
10/03/2024	<a href="#">34480</a>	Brady Quinn Homes LLC	Utility Billing	Check	-104.10
10/03/2024	<a href="#">34481</a>	Robin C Miller	Utility Billing	Check	-100.12
10/03/2024	<a href="#">34482</a>	Ragnar Bjorge	Utility Billing	Check	-106.45
10/03/2024	<a href="#">34483</a>	Susan Regel	Utility Billing	Check	-93.63
10/03/2024	<a href="#">34484</a>	Donna Miller	Utility Billing	Check	-157.74
10/03/2024	<a href="#">34485</a>	Jack Darling	Utility Billing	Check	-298.24
10/03/2024	<a href="#">34486</a>	Tyler Farrell	Utility Billing	Check	-78.36
10/03/2024	<a href="#">34487</a>	Maria Ramirez Sanchez	Utility Billing	Check	-18.41
10/03/2024	<a href="#">34488</a>	Mafatini Semeli	Utility Billing	Check	-9.23
10/03/2024	<a href="#">34489</a>	Carol C Johnson	Utility Billing	Check	-48.41
10/03/2024	<a href="#">34490</a>	V L Haroldsen	Utility Billing	Check	-104.61
10/03/2024	<a href="#">34491</a>	Kapil Aggarwal	Utility Billing	Check	-154.96
10/10/2024	<a href="#">34492</a>	Kevin Wright	Utility Billing	Check	-20.34
10/10/2024	<a href="#">34493</a>	Adilene Sosa	Utility Billing	Check	-189.00
10/10/2024	<a href="#">34494</a>	Richard H Despain	Utility Billing	Check	-63.16
10/10/2024	<a href="#">34495</a>	Jeannette Alcalá	Utility Billing	Check	-66.65
10/10/2024	<a href="#">34496</a>	Dave Law	Utility Billing	Check	-105.50
10/10/2024	<a href="#">34497</a>	Vickie Lopez	Utility Billing	Check	-61.46
10/10/2024	<a href="#">34498</a>	Jose Lopez	Utility Billing	Check	-164.52
10/10/2024	<a href="#">34499</a>	Thomas D Andrews	Utility Billing	Check	-150.00
10/10/2024	<a href="#">34500</a>	Mac R Hyatt	Utility Billing	Check	-156.86
10/10/2024	<a href="#">34501</a>	C Dwain Hall	Utility Billing	Check	-130.80
10/10/2024	<a href="#">34502</a>	Todor Peykov	Utility Billing	Check	-244.06
10/10/2024	<a href="#">34503</a>	Rose Marie Wiley	Utility Billing	Check	-256.69
10/10/2024	<a href="#">34504</a>	Ludmila Cooke	Utility Billing	Check	-73.67
10/10/2024	<a href="#">34505</a>	Kala Monserret	Utility Billing	Check	-300.26
10/10/2024	<a href="#">34506</a>	Heidi Schumann	Utility Billing	Check	-234.67
10/16/2024	<a href="#">34507</a>	Jose A Rojas	Utility Billing	Check	-56.14
10/16/2024	<a href="#">34508</a>	Everett Hatt	Utility Billing	Check	-27.09
10/16/2024	<a href="#">34509</a>	Alfredo De Jesus Figueroa	Utility Billing	Check	-33.64
10/16/2024	<a href="#">34510</a>	Omershah Habibt	Utility Billing	Check	-135.10
10/16/2024	<a href="#">34511</a>	Jorge Torres	Utility Billing	Check	-243.07
10/16/2024	<a href="#">34512</a>	Michael Williams	Utility Billing	Check	-73.12

**Bank Transaction Report**

**Issued Date Range: -**

**Issued**

<b>Date</b>	<b>Number</b>	<b>Description</b>	<b>Module</b>	<b>Type</b>	<b>Amount</b>
10/16/2024	<a href="#">34513</a>	Baird Nation	Utility Billing	Check	-123.33
10/21/2024	<a href="#">34501</a>	Reverse Refund Check JOAN HALL	Utility Billing	Check Reversal	130.80
10/24/2024	<a href="#">34514</a>	Cassandra Barksdale	Utility Billing	Check	-342.28
10/24/2024	<a href="#">34515</a>	3536 S 5700 W Wvc LLC	Utility Billing	Check	-199.75
10/24/2024	<a href="#">34516</a>	Elizabeth Koch	Utility Billing	Check	-119.61
10/24/2024	<a href="#">34517</a>	Marlee Spendlove	Utility Billing	Check	-163.49
10/24/2024	<a href="#">34518</a>	Restore Utah LLC	Utility Billing	Check	-564.39
10/24/2024	<a href="#">34519</a>	Robert Arnett	Utility Billing	Check	-77.56
10/24/2024	<a href="#">34520</a>	Cindy Olson	Utility Billing	Check	-164.19
10/24/2024	<a href="#">34521</a>	Art Amann	Utility Billing	Check	-136.23
10/24/2024	<a href="#">34522</a>	Wilhelmina F Memmott	Utility Billing	Check	-15.14
10/24/2024	<a href="#">34523</a>	Jose Carlos Arciga	Utility Billing	Check	-79.15
10/24/2024	<a href="#">34524</a>	Kevin Woodbury	Utility Billing	Check	-85.12
10/31/2024	<a href="#">34525</a>	Brent & Andrea Combs	Utility Billing	Check	-159.11
10/31/2024	<a href="#">34526</a>	AshLee Marie McNeil	Utility Billing	Check	-207.13
10/31/2024	<a href="#">34527</a>	Diagonia Eteaki	Utility Billing	Check	-334.20
10/31/2024	<a href="#">34528</a>	Ruiz Home Group LLC	Utility Billing	Check	-65.12
10/31/2024	<a href="#">34529</a>	Raymond J Lang	Utility Billing	Check	-53.21
10/31/2024	<a href="#">34530</a>	Frank Pilimai	Utility Billing	Check	-63.61
10/31/2024	<a href="#">34531</a>	Canyon Advantage LLC	Utility Billing	Check	-509.55
10/31/2024	<a href="#">34532</a>	Douglas Freeman	Utility Billing	Check	-123.01
10/31/2024	<a href="#">34533</a>	Deborah Leingang	Utility Billing	Check	-233.66
10/31/2024	<a href="#">34534</a>	JOAN HALL	Utility Billing	Check	-130.80
10/31/2024	<a href="#">34535</a>	Rocky Lee Mitchell	Utility Billing	Check	-123.01
<b>Bank Account 01-000-110100 Total: (60)</b>					<b>-9,238.70</b>
<b>Report Total: (60)</b>					<b>-9,238.70</b>



Account	Name	Balance
<b>Fund: 01 - GENERAL FUND</b>		
<b>Assets</b>		
<a href="#">01-000-110100</a>	CASH - GENERAL CHECKING	2,033,218.05
<a href="#">01-000-110600</a>	INVESTMENT - LAM GENERAL	3,024,047.57
<a href="#">01-000-110650</a>	INVESTMENT- MORETON CAPITAL	5,451,689.49
<a href="#">01-000-112100</a>	INVESTMENT - PTIF CAP PROJECT	9,240,390.98
<a href="#">01-000-112110</a>	INVESTMENT - PTIF GENERAL FUND	782,524.35
<a href="#">01-000-112112</a>	INVESTMENT - PTIF VEHICLE RESERVE	262,752.92
<a href="#">01-000-112113</a>	INVESTMENT - PTIF REAL PROP RESERVE	30,258.43
<a href="#">01-000-112200</a>	INVESTMENT - LAM CAP PROJECTS	198,996.78
<a href="#">01-000-112300</a>	INVESTMENT - LAM INSURANCE RES	1,371,685.34
<a href="#">01-000-112400</a>	INVESTMENT - LAM OPEB RESERVE	1,538,117.26
<a href="#">01-000-112500</a>	INVESTMENT - LAM R&R FUND	5,110,822.29
<a href="#">01-000-115010</a>	LESS: UNREALIZED GAINS (LOSS)	-120,851.70
<a href="#">01-000-115100</a>	INVESTMENT - LAM IMPACT FEES	619,861.14
<a href="#">01-000-115800</a>	WTR REV 2019 CONSTR-9120A	341,387.56
<a href="#">01-000-115820</a>	SEW REV 2021-3249121	1,055.64
<a href="#">01-000-115821</a>	ZIONS TRUST - SERIES 2023A - DDW	5,437,674.53
<a href="#">01-000-115822</a>	ZIONS TRUST - SERIES 2023B - BANK OF U	6,190,961.87
<a href="#">01-000-115823</a>	ZIONS TRUST - SERIES 2023B - BANK OF U	8,408.38
<a href="#">01-000-116000</a>	CREDIT CARD POINTS	331.14
<a href="#">01-000-117200</a>	UTILITY CASH CLEARING	13,516.66
<a href="#">01-000-120100</a>	A/R - UTILITY CUSTOMERS	4,214,716.21
<a href="#">01-000-120120</a>	A/R - UNAPPLIED	-273,014.63
<a href="#">01-000-120140</a>	A/R - AMP RECEIVABLE	-182,622.89
<a href="#">01-000-120200</a>	A/R - PROPERTY TAX	424,420.00
<a href="#">01-000-120210</a>	A/R - TAX LIEN RECEIVABLE	105,672.61
<a href="#">01-000-120211</a>	A/R - COLLECTIONS RECEIVABLE	41,980.20
<a href="#">01-000-120600</a>	A/R - OTHER	35,235.23
<a href="#">01-000-120990</a>	ALLOWANCE DOUBTFUL ACCTS	-25,069.26
<a href="#">01-000-130100</a>	INVENTORY	1,236,324.88
<a href="#">01-000-140100</a>	LAND	5,108,423.72
<a href="#">01-000-150100</a>	BUILDINGS & IMPROVEMENTS	12,279,896.70
<a href="#">01-000-160100</a>	WATER SYSTEM - VERTICAL	30,679,446.57
<a href="#">01-000-160200</a>	WATER SYSTEM - HORIZONTAL	92,503,287.44
<a href="#">01-000-160300</a>	WATER SYSTEM - CONTRIBUTED	9,788,117.52
<a href="#">01-000-160400</a>	WATER METERS/MXU	10,140,683.94
<a href="#">01-000-160500</a>	SEWER SYSTEM - VERTICAL	29,218,845.00
<a href="#">01-000-160600</a>	SEWER SYSTEM - HORIZONTAL	48,138,938.46
<a href="#">01-000-160700</a>	SEWER SYSTEM - CONTRIBUTED	36,943,142.94
<a href="#">01-000-160800</a>	CONSTRUCTION IN PROGRESS	21,167,571.77
<a href="#">01-000-160990</a>	ACCUMULATED DEPRECIATION	-144,287,059.18
<a href="#">01-000-170100</a>	VEHICLES AND MACHINERY	5,451,644.87
<a href="#">01-000-170200</a>	TOOLS & EQUIPMENT	1,237,337.36
<a href="#">01-000-170300</a>	FURNITURE & OFFICE EQUIPMENT	624,963.88
<a href="#">01-000-190200</a>	WATER RIGHTS	57,601.00
<a href="#">01-000-190300</a>	CENTRAL VALLEY INVESTMENT	42,030,073.99
<a href="#">01-000-195990</a>	DFRD OUTFLOWS PNSION RSRCS	1,744,002.00
<a href="#">01-000-240120</a>	AMP LIABILITY	182,622.89
	<b>Total Assets:</b>	<b>250,124,031.90</b>
		<b><u>250,124,031.90</u></b>
<b>Liability</b>		
<a href="#">01-000-210100</a>	ACCOUNTS PAYABLE - TRADE	20,017.40
<a href="#">01-000-210110</a>	RETAINAGE	1,529,739.43
<a href="#">01-000-210150</a>	AMEX/MC PAYABLE	10,573.42


Balance Sheet

As Of 10/31/2024

Account	Name	Balance
<a href="#">01-000-220200</a>	ACCRUED COMP ABSENCES	814,730.04
<a href="#">01-000-220300</a>	OPEB PAYABLE	548,886.08
<a href="#">01-000-220500</a>	HEALTH INSURANCE PAYABLE	702.26
<a href="#">01-000-220501</a>	DENTAL INSURANCE CLAIMS PAYABLE	5,492.48
<a href="#">01-000-220700</a>	EMPLOYEE RESERVE - GYM	4,710.13
<a href="#">01-000-220710</a>	EMPLOYEE ACCRUED SAFETY POINTS	6,061.00
<a href="#">01-000-240100</a>	CUSTOMER DEPOSITS	13,939.00
<a href="#">01-000-250710</a>	2019 BOND PAYABLE - DDW	16,523,000.00
<a href="#">01-000-250720</a>	2021 BOND PAYABLE - DEQ	2,820,000.00
<a href="#">01-000-250721</a>	2023A BOND PAYABLE - DDW	11,000,000.00
<a href="#">01-000-250722</a>	2023B BOND PAYABLE - BANK OF UTAH	28,210,000.00
<a href="#">01-000-250750</a>	CAPITAL LEASE PAYABLE	78,625.71
<a href="#">01-000-250751</a>	SUBSCRIPTION BASED IT ARRANGEMENT	45,346.55
<a href="#">01-000-251990</a>	NET PENSION LIABILITY	676,997.00
<a href="#">01-000-255990</a>	DFRD INFLOWS PENSION RSRCS	45,952.00
	<b>Total Liability:</b>	<b>62,354,772.50</b>
<b>Equity</b>		
<a href="#">01-000-310100</a>	RETAINED EARNINGS - WATER	37,953,866.22
<a href="#">01-000-310200</a>	RETAINED EARNINGS - SEWER	57,965,627.97
<a href="#">01-000-310300</a>	RETAINED EARNINGS - CURRENT	84,901,106.13
	<b>Total Beginning Equity:</b>	<b>180,820,600.32</b>
Total Revenue		46,800,456.16
Total Expense		39,851,797.08
Revenues Over/Under Expenses		<b>6,948,659.08</b>
	<b>Total Equity and Current Surplus (Deficit):</b>	<b>187,769,259.40</b>
	<b>Total Liabilities, Equity and Current Surplus (Deficit):</b>	<b><u>250,124,031.90</u></b>



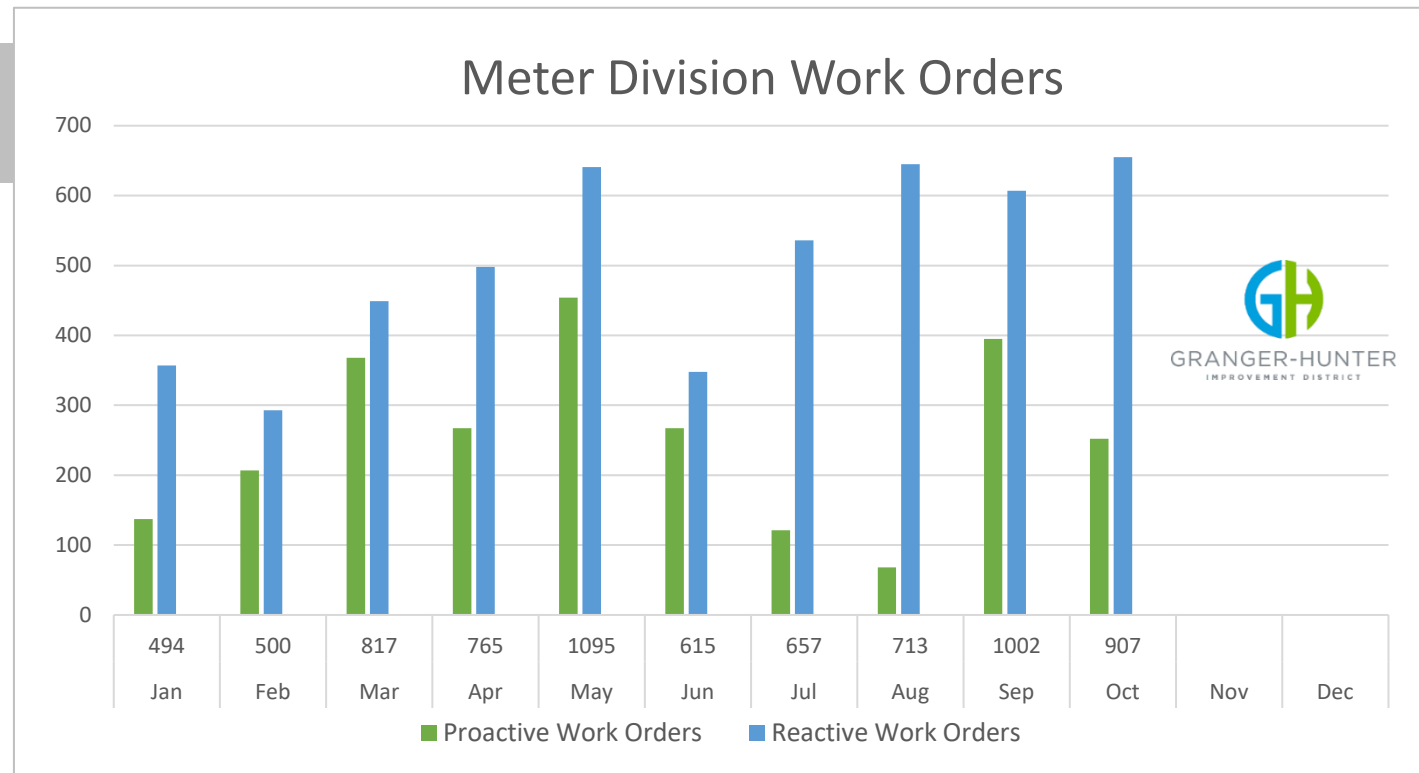
# ADMINISTRATIVE SERVICES UPDATE



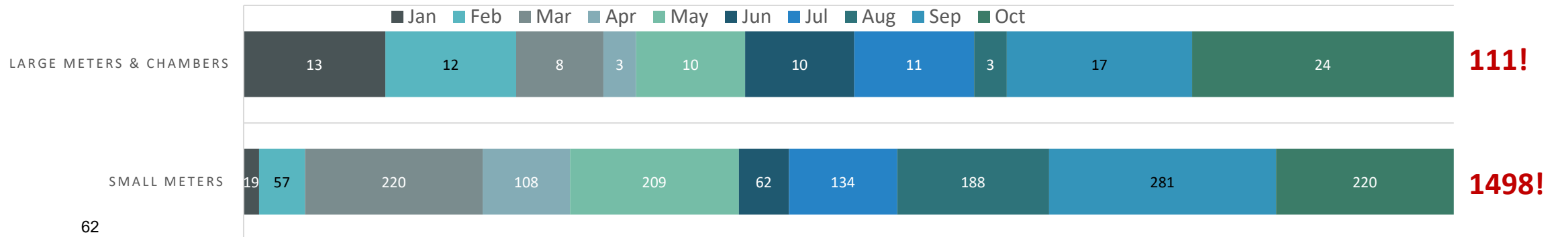
# Meter Division Update

The Meter Division completed 907 work orders in October. 252 from proactive work and 655 from reactive work.

**The Meter Division exceeded their yearly Small Meter install goal by 173 and Large Meter install goal by 5!!!!**



### NEW METERS INSTALLED YEAR TO DATE



# Administrative Services – Meter Purchase Request

The District Meter Division requests approval to purchase 1,325 ¾” iPERL meters that will arrive before the end of 2024. These meters are often on backorder for several months. MountainLand has a limited supply available at the 2024 price. These meters will be used to replace meters now and throughout 2025 that have stopped or reached their useful life.



Vendor: MountainLand Supply is the sole source for acquiring SENSUS meters, which offers the best compatibility with our equipment, technology, and software. This ensures consistency and accuracy in training and operational processes.

**Approval Requested: Consider approval for the purchase of ¾” iperl meters in the amount of \$212,000.00 from MountainLand Supply.**










# WATER MAINTENANCE REPORT



# Water Systems Update

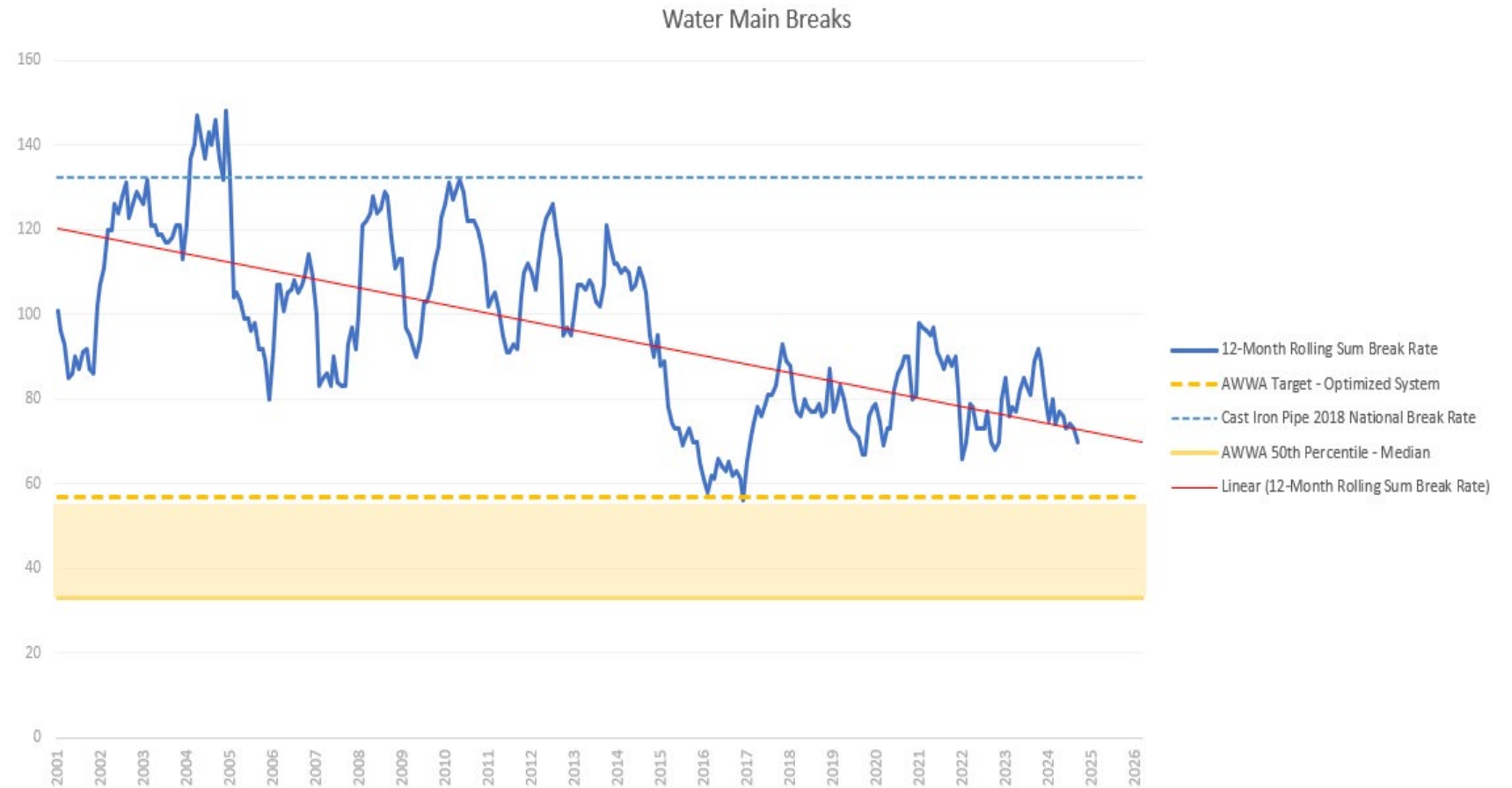
## 2024 Data:

- 11 Breaks In October
- 57 Breaks Year-to-Date
- 15 Breaks Per 100 Miles of Pipe Year to Date
- 3 Percent Decrease From Previous Year to Date Breaks

## Long Term Break Rate Target

### Development Considerations:

- Level of Service Targets / Disruption of Service Rates
- Water Quality Impacts
- Water Rate Impacts
- Claim Exposure
- System Reliability

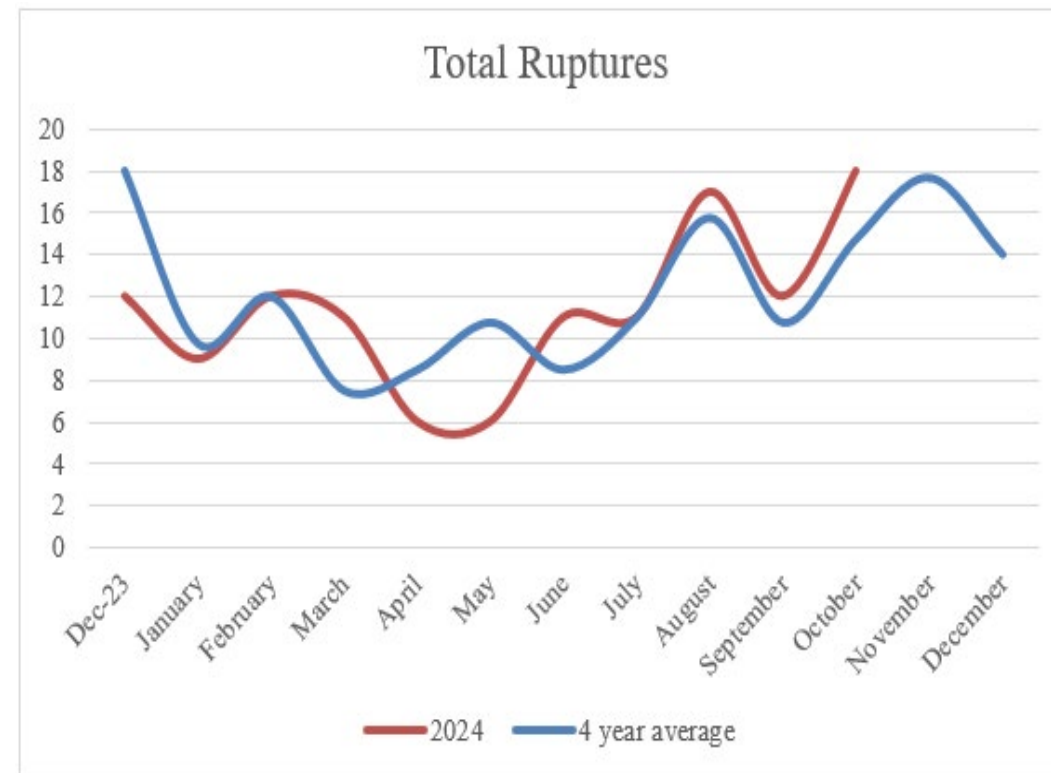


## Water Breaks and Leaks

Breaks & Leaks Combined Totals															
GHID Breaks					GHID Leaks					Total Ruptures					
2020	2021	2022	2023	2024	Year	2020	2021	2022	2023	2024	2020	2021	2022	2023	2024
8	7	11	2	7	January	2	1	7	2	2	10	8	18	4	9
3	2	11	13	7	February	2	3	2	5	5	5	5	13	18	12
5	4	3	2	5	March	3	5	2	3	6	8	9	5	5	11
4	6	1	6	5	April	10	10	3	2	1	14	16	4	8	6
9	3	3	7	3	May	5	3	12	9	3	14	6	15	16	6
7	5	5	3	4	June	5	3	4	3	7	12	8	9	6	11
6	4	8	6	5	July	6	5	6	4	6	12	9	14	10	11
5	8	1	9	6	August	9	7	11	10	11	14	15	12	19	17
6	4	2	5	4	September	8	2	6	12	8	14	6	8	17	12
5	7	9	6	11	October	4	3	12	4	7	9	10	21	10	18
15	7	17	9		November	5	10	4	6		20	17	21	15	
26	9	14	8		December	4	4	3	4		30	13	17	12	
<b>58</b>	<b>50</b>	<b>54</b>	<b>59</b>	<b>57</b>	<b>Totals to Date</b>	<b>54</b>	<b>42</b>	<b>65</b>	<b>54</b>	<b>56</b>	<b>112</b>	<b>92</b>	<b>119</b>	<b>113</b>	<b>113</b>
99	66	85	76	57	Annual Totals	63	56	72	64	56	162	122	157	140	113
	-14%	+8%	+9%	-3%			-22%	+55%	-17%	+4%		-18%	+29%	-5%	+0.0%
	% Change from Prior Year					% Change from Prior Year					% Change from Prior Year				

Waterline breaks and leaks totaled 18 in the month of October 2024. Of the 18 breaks and leaks, 11 were water line breaks and 7 were water service line failures.

## Four Year Average Trends

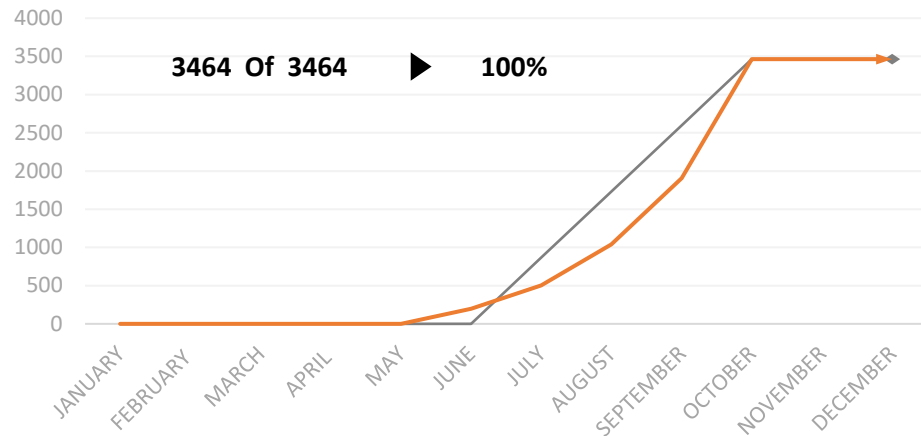


The District's total ruptures continued above the four-year average trendline for October 2024.



# Water Systems Update

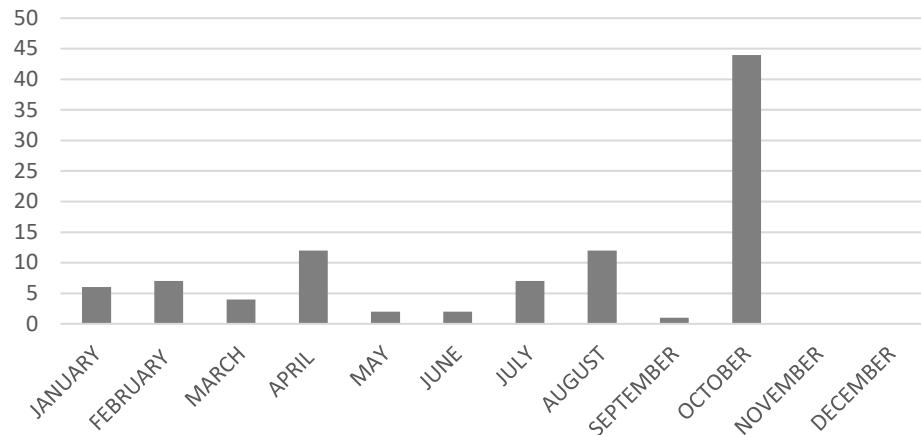
Planned Fire Hydrant Maintenance



**2024 Data:**

- 3464 planned fire hydrant inspections have been completed to date.
- Crews completed 44 fire hydrant work orders in October. To date, crews have completed 97 work orders. Currently, there are 51 open fire hydrant work orders.

Fire Hydrant Work Order Completed



# Water Systems Update

Chlorine and Fluoride Residuals (mg/L)

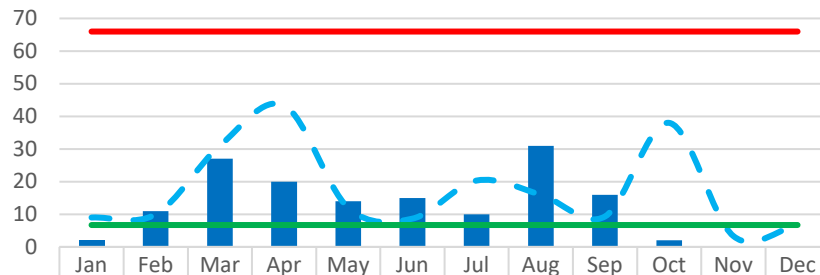


	Jan	Feb	Mar	Apr	May	Jun	Jul	Aug	Sep	Oct	Nov	Dec
Chlorine 2024	0.53	0.38	0.44	0.55	0.58	0.76	0.35	0.41	0.43	0.42		
Fluoride 2024	0.54	0.5	0.65	0.67	0.65	0.64	0.65	0.62	0.7	0.62		
Chlorine 3-yr Avg.	0.43	0.44	0.41	0.41	0.42	0.39	0.29	0.34	0.27	0.38	0.43	0.51
Fluoride 3-yr Avg.	0.67	0.71	0.72	0.69	0.70	0.66	0.67	0.65	0.67	0.68	0.65	0.61
Chlorine Min.	0.2	0.2	0.2	0.2	0.2	0.2	0.2	0.2	0.2	0.2	0.2	0.2
Fluoride Min.	0.6	0.6	0.6	0.6	0.6	0.6	0.6	0.6	0.6	0.6	0.6	0.6
Chlor. & Fluor. Max	1	1	1	1	1	1	1	1	1	1	1	1

## 2024 Data:

- The District had 2 water quality complaints in the month of October.
- Chlorine monthly average for October was 0.42 mg/L.
- Fluoride monthly average for October was 0.62 mg/L.


Water Quality Customer Complaints



	Jan	Feb	Mar	Apr	May	Jun	Jul	Aug	Sep	Oct	Nov	Dec
Water Quality Complaints	2	11	27	20	14	15	10	31	16	2		
WQ 3-YR AVG.	9	10	31	43	12	9	20	16	9	38	3	7
25% AWWA Benchmark	7	7	7	7	7	7	7	7	7	7	7	7
75% AWWA Benchmark	66	66	66	66	66	66	66	66	66	66	66	66


# Lead Service Line Update

- **October 16<sup>th</sup>, 2024:** Lead Service Line Inventory deadline. Granger-Hunter Improvement District has submitted our service lateral information to the State has received notification that we are compliant with the deadline.
- **November 16<sup>th</sup>, 2024:** Service Line Related Outreach. Granger-Hunter Improvement District is in the final stage of having these brochures mailed out and will meet the deadline.
- **What's next?:** Granger-Hunter Improvement District will have to continue to notify all our unknown service line customers annually until it can be determined that their service line is not lead.
- **Public concern?:** The brochures being sent out are very informative about lead in drinking water, there are also links to our website with helpful information and a map of our system of homes that have been identified.
- **GHID Website:** Our website has helpful information pertaining to the lead service line and the rules. Also, it has information on how the customer can help by either identifying their service line or setting up an appointment for one of our staff to do an in-home inspection that can remove their home from the unknown service line list.





# WASTEWATER MAINTENANCE REPORT





# Safety Update

---

Employees with the Water Division recently installed No Parking signs along the south entrance to the yard to ensure easy access and egress for GHID vehicle. GHID has struggled with parents parking in this access point while picking up their children from the adjacent school which created safety hazards and limited the ability to respond in an efficient manner.





# Safety Update

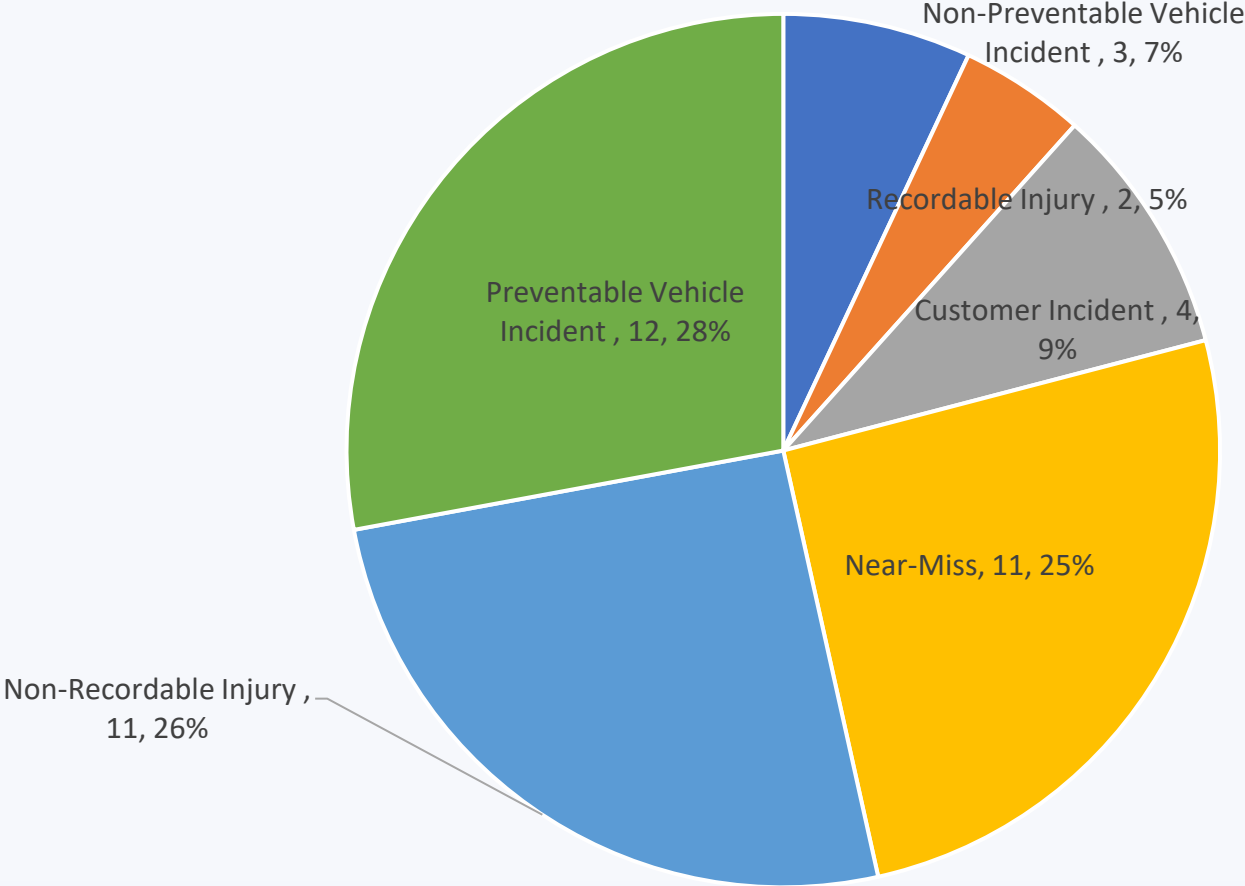
---

On October 29<sup>th</sup>, Granger-Hunter Improvement District held its 2<sup>nd</sup> Truck-or-Treat event for GHID customers and the residents of West Valley. We had various District vehicles, officers from West Valley Police and a K9 officer from the Granite School District Police. In total we had approximately 250-300 community members present for the evening. A great success and a small reminder that being part of something bigger in the community we work in, is important and creates a positive impact within West Valley City.



# Safety Update

GHID Safety - Incident Type



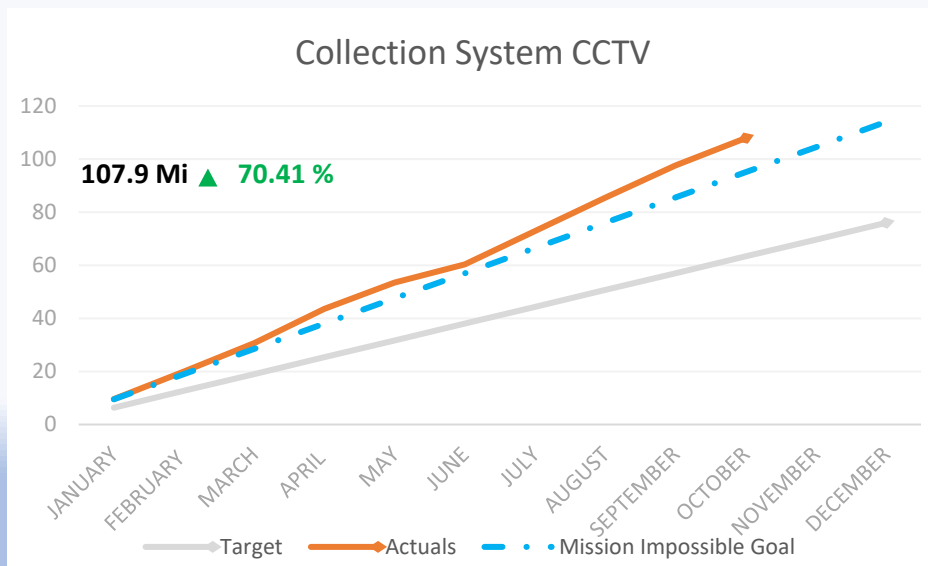
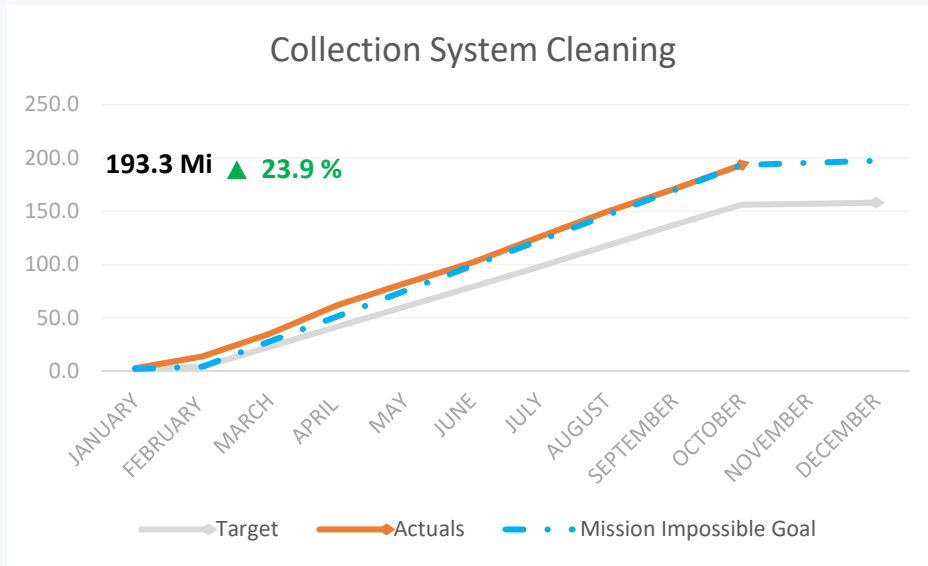
- Non-Preventable Vehicle Incident
- Recordable Injury
- Customer Incident
- Near-Miss
- Non-Recordable Injury
- Preventable Vehicle Incident

## Safety Incident Year-To-Date

Near-Miss: 11  
Preventable Vehicle Incidents: 12  
Non-Preventable PVI: 3  
Recordable Injuries: 2  
Non-Recordable Injuries: 11  
Customer Incidents: 4

**Total Safety Incidents: 43**

# Wastewater Maintenance Update

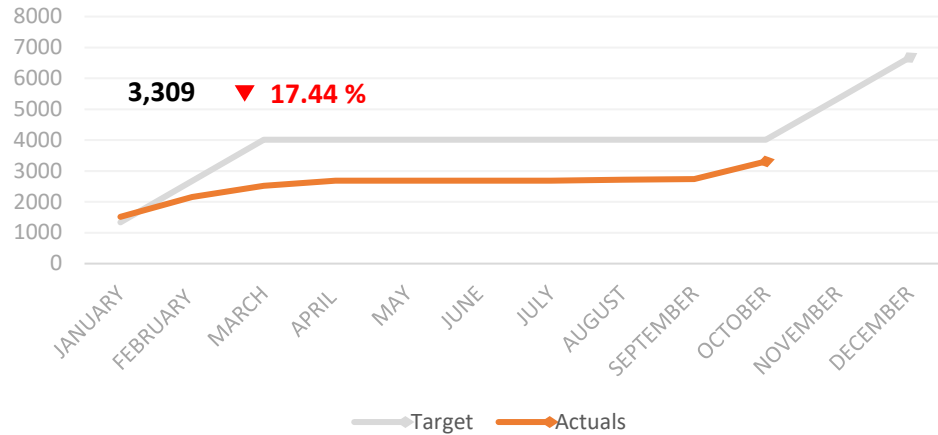


## 2024 Data:

- Collection System Cleaning—22.56 miles of pipe were cleaned in the month of October. We are currently above our target and right on track to meet our Mission Impossible Goal.
- CCTV Inspections- 10.26 miles of pipe were inspected in October. We are well above our target, and currently trending to meet our Mission Impossible Goal.

# Wastewater Maintenance Update

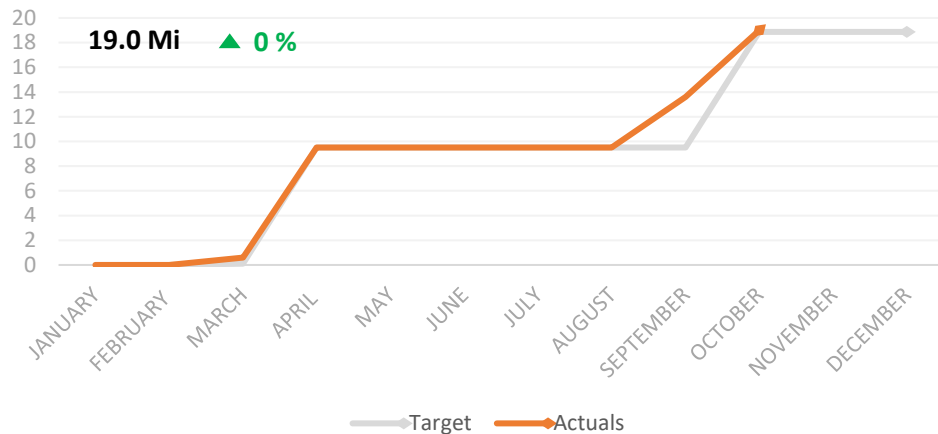
## Manhole Inspection



## 2024 Data:

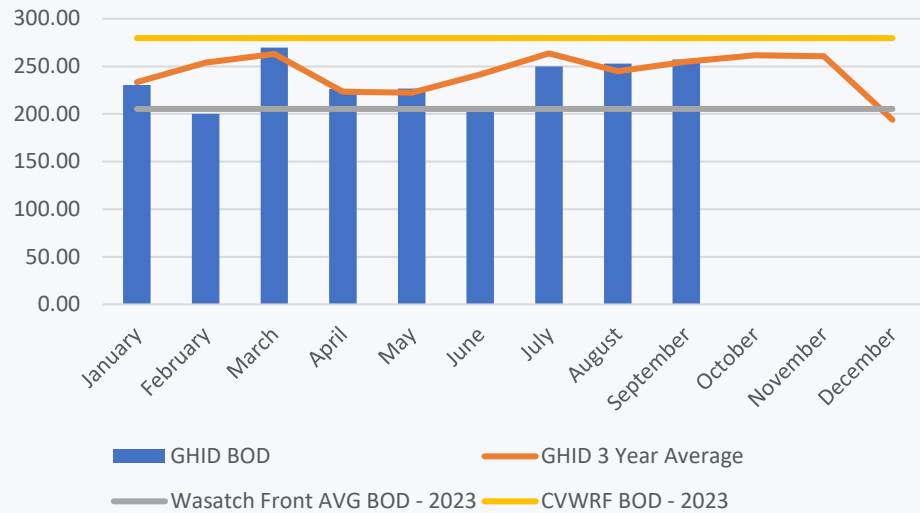
- Manhole Inspections—We were able to get started on getting some manhole inspections completed, with trending to achieve our Mission Impossible Goals for Cleaning and CCTV Inspections. 576 manholes were inspected in the month of October.
- Hotspot Cleaning- Our bi-annual hotspot cleanings were completed in the month of October.

## Collection System Hot Spot Cleaning

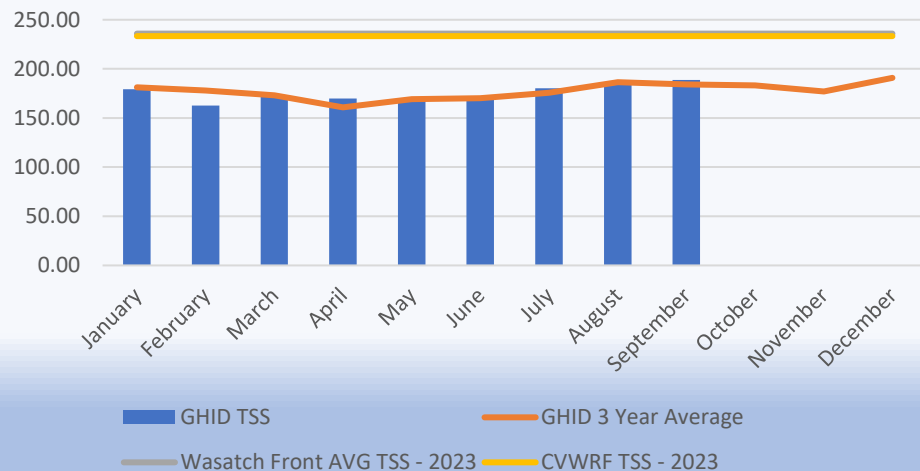


# Wastewater Maintenance Update

## BOD - Concentration



## TSS - Concentration



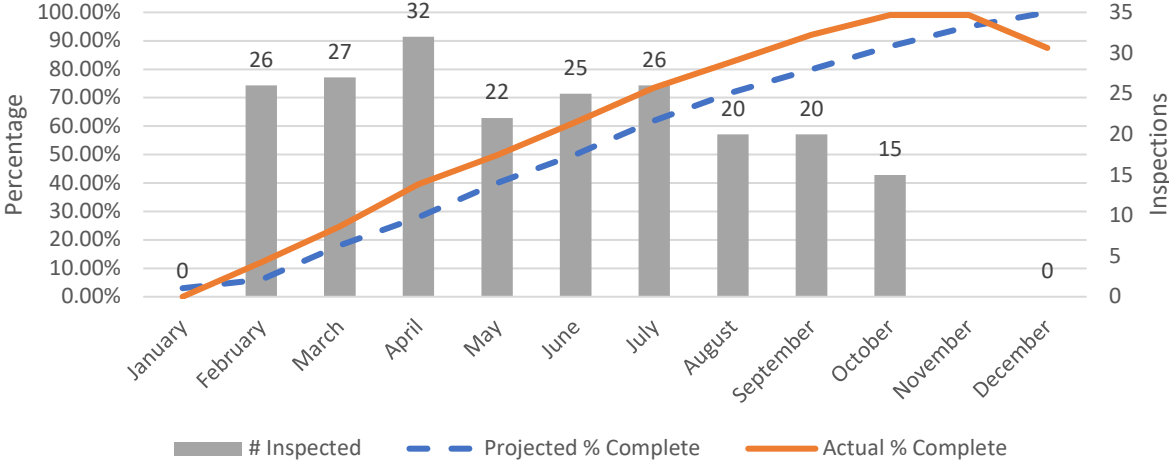
### 2024 Data:

- Biochemical Oxygen Demand (BOD) and Total Suspended Solids (TSS) are used to measure the overall strength of the sewer.
- The BOD/TSS numbers are an average of the results from a monthly sample.
- The surrounding areas is an annual average of BOD/TSS numbers coming from 2023 data collected from the following entities:
  - South Valley Sewer District
  - South Davis Sewer District
  - Snyderville Basin Water Reclamation Facility
  - Timpanogos Special Service District
  - Springville City



# Wastewater Maintenance Update

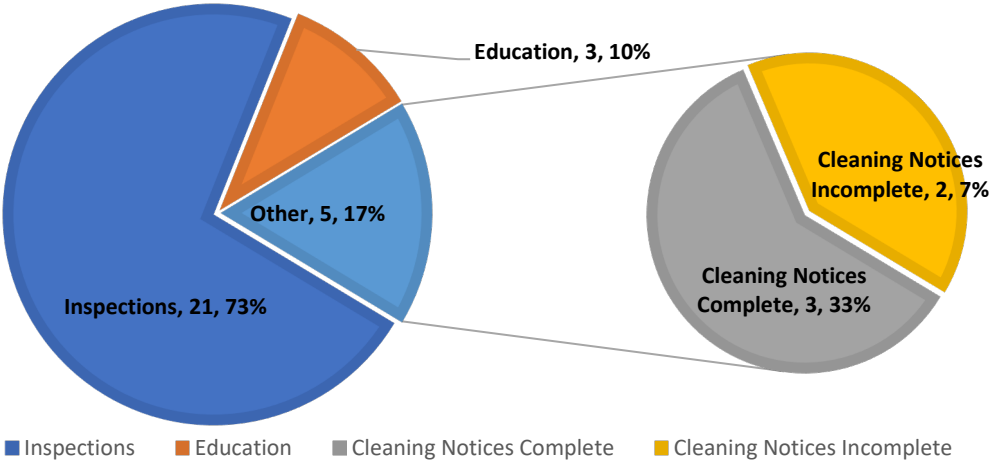
Grease Interceptor Inspections - 2024



**2024 Data:**

- Fifteen (15) interceptor and sampling manhole inspections were completed in the month of October.
- Fats, Oil, Grease and Solids (FOGS) program performed:
  - Three (3) education visits with customers
  - Five (5) Cleaning Notices with (3) of those notices being completed before the follow-up inspections.

FOG PROGRAM - OCTOBER 2024



# Wastewater Maintenance Update



## 2024 GHID CV Interceptor Cleaning 10/29-10/30/2024:

- Wastewater and Information Technology-Operations departments participated in a scheduled afterhours cleaning of the GHID Collections Interceptor located behind the Well 12 booster station building.
- IT-Operations temporarily shut down the three main lift stations to reduce flow into the interceptor.
- Once inflow was restricted Wastewater crews were able to dewater the box with the 6-inch portable pump and remove the accumulated grit and debris from the box with the Vector trucks.

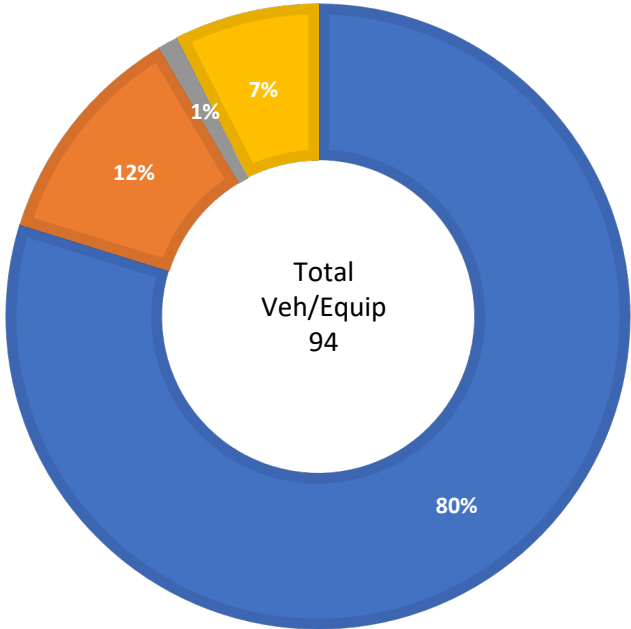




# Fleet Maintenance Update

## OCT 24 FLEET/EQUIPMENT LOS

■ Active: ■ Stopped < 24 hrs. ■ Stopped > 24 hrs. ■ Stopped > 1 week

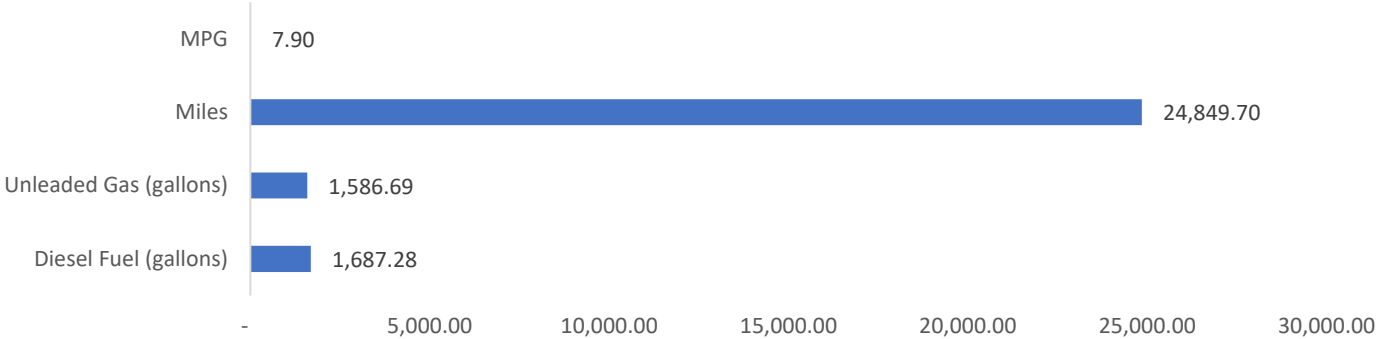


## 2024 Data:

- Fleet level of service (LOS). The LOS is determined by the number of vehicles/equipment and how long those vehicles/equipment were out of service for repairs at any time during the month.
- Fleet LOS are based on the following categories:
  - Active –were not out of service for repair at all for the month.
  - Stopped < 24 hrs. – were out for repair and back in service on the same day.
  - Stopped > 24 hrs. – were out for repair and not back in service that day but back in service within a week.
  - Stopped > 1 week – were out for repair or unsafe to drive for at least one week before being placed back into service.

# Fleet Maintenance Update

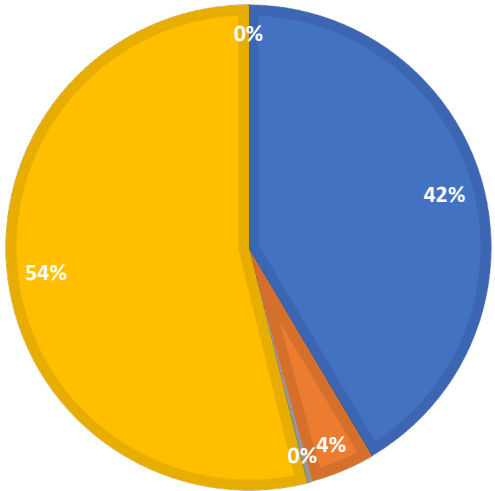
Oct 24 Fuel Usage



	Diesel Fuel (gallons)	Unleaded Gas (gallons)	Miles	MPG
Series1	1,687.28	1,586.69	24,849.70	7.90

OCT 24 FLEET REPAIR ALLOCATION

■ Parts ■ Tires ■ Batteries ■ Internal Labor ■ External Labor



2024 Data:

- Fuel usage shows the amount of diesel fuel used in gallons, the amount of unleaded gasoline used in gallons, the number of miles driven by all vehicles, and the overall average MPG of all vehicles.
- The Fleet repair allocations are for both vehicles and equipment. The categories demonstrate the different areas for the repair cost of the fleet.
- Fleet repair allocations are based on the following categories:
  - Parts – cost of all parts to make the repair.
  - Tires – cost of tire replacement and repairs.
  - Batteries – cost of battery replacements.
  - Internal Labor – cost for internal labor based on a shop rate of \$95/hr.
  - External Labor – cost of any labor for repairs that isn’t performed in-house.

# Fleet Maintenance Update


Month	PM Hrs.	Repair Hrs.
Jan	41.50	52.90
Feb	20.00	83.90
Mar	18.00	201.50
Apr	34.00	121.50
May	36.25	78.80
Jun	8.50	54.20
Jul	21.20	54.00
Aug	20.50	81.80
Sep	15.00	27.50
Oct	33.50	137.50
Nov		
Dec		
Total	248.45	893.60
Month	PM \$	Repair \$
Jan	6,714.22	14,641.96
Feb	1,482.91	20,177.45
Mar	2,661.90	30,309.32
Apr	3,230.00	11,542.50
May	2,004.29	11,994.07
Jun	1,140.78	10,808.37
Jul	2,755.76	12,422.23
Aug	3,031.79	17,108.04
Sep	1,793.25	10,113.12
Oct	4,520.12	24,870.95
Nov		
Dec		
Total	29,335.02	163,988.01

## 2024 Data:

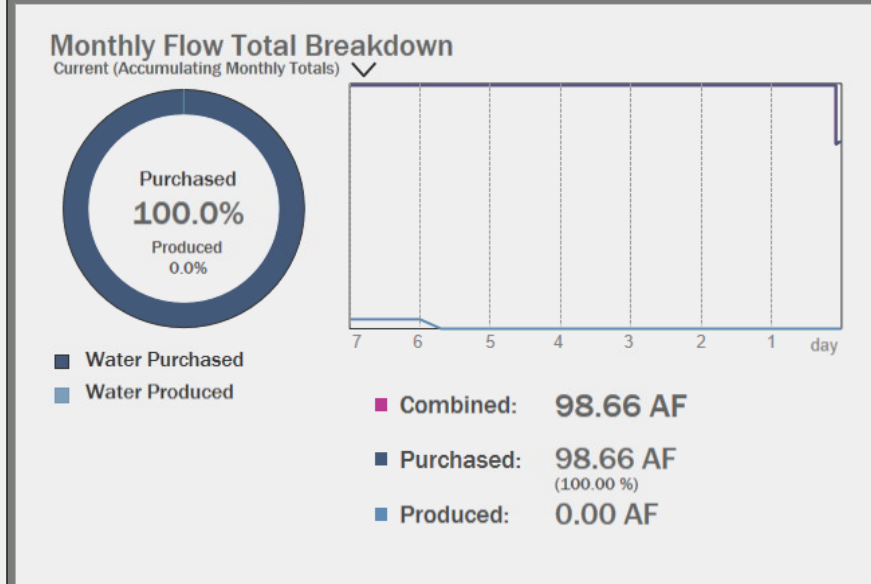
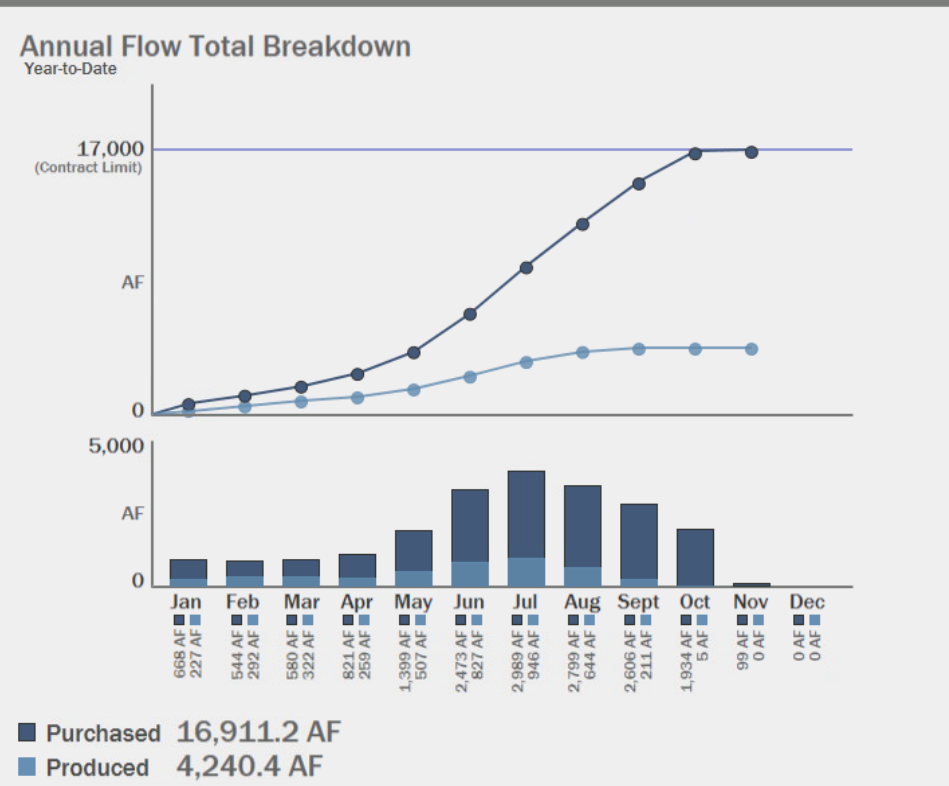
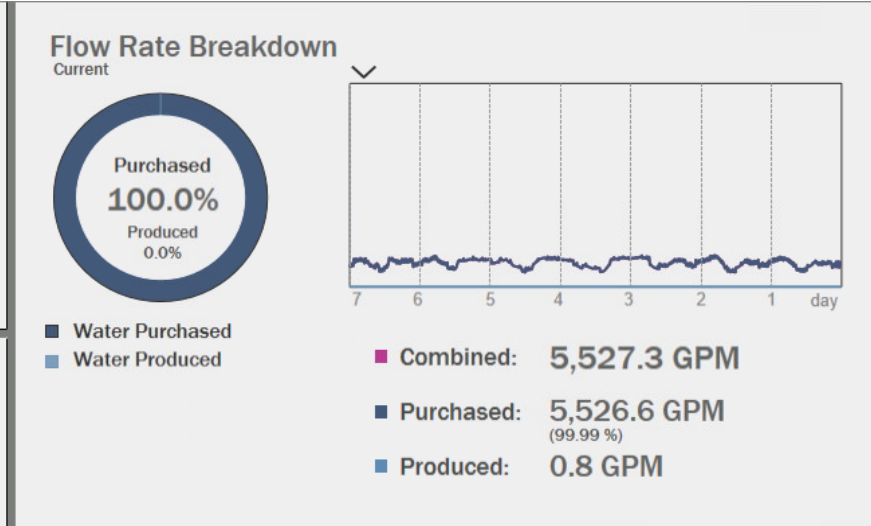

- The APWA industry standard for maintenance vs. repair costs states that Preventative maintenance should account for 30% of all maintenance and repair costs. We track all PM services and repairs by hrs. and cost to evaluate our costs against the APWA standard.



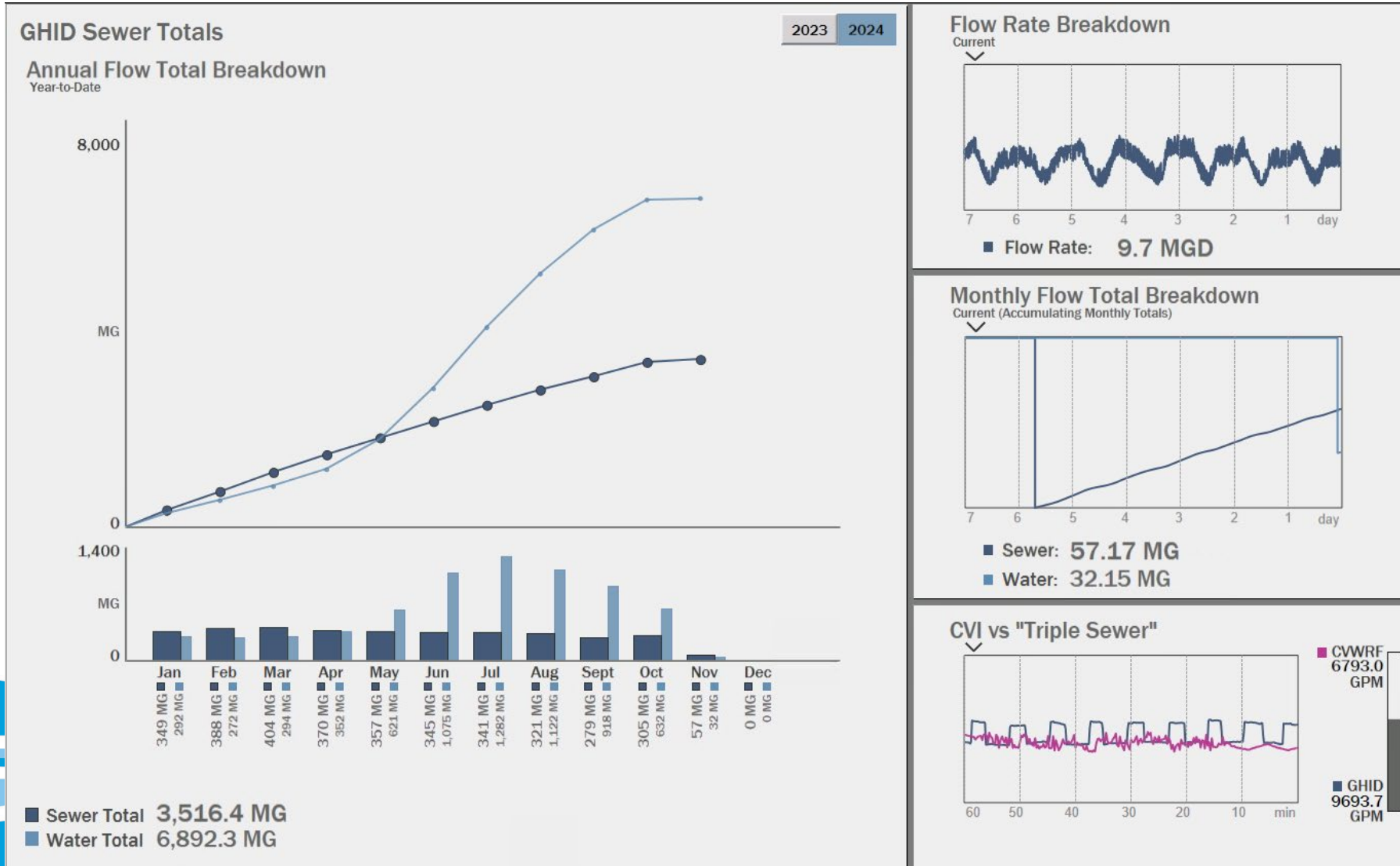
# WATER SUPPLY REPORT



# November Water Supply Report



# November Sewer Report





GRANGER-HUNTER  
IMPROVEMENT DISTRICT

---

# CAPITAL PROJECTS REPORT

November 2024 Board Meeting

# CAPITAL PROJECTS APPROVAL

## 20D: Kent Booster Pump Station Replacement and Tank Purchase

Capital Project: Tank Farm Booster Replacement/Tank Purchase/Energy Improvements Project  
 Location: 4404 South 4800 West  
 Consultant: Hansen, Allen & Luce  
 Contractor: VanCon, Inc.  
 Design Progress: 100%  
 Construction Progress: 98%


**Project Description:** Replacement of the existing Kent Booster Pump Station at Tank Farm (4404 South 4800 West), site piping replacements, and purchase of one existing 5 MG Jordan Valley Water tank.

**Project Update:** The 5MG steel reservoir recently acquired from Jordan Valley Water Conservancy District (JVWCD) was recoated several years ago by JVWCD. The scope of work included stripping the original coating on the inside and outside walls of the reservoir to bare metal and applying a new NSF 61 coating. This coating was also applied to the outside walls of the fill and drain piping located inside the reservoir.


During construction of the Kent Booster Pump Station Project, while working in the vault by the 5 MG reservoir, discoloration inside the fill and drain lines were observed which prompted testing for lead. The tests confirmed that there is lead on the inside walls of the fill and drain piping.

Several lead abatement options were explored with three final alternatives submitted to the District for approval. Option #3 is the cheapest recommendation and includes cost to insert new epoxy steel piping inside the existing pipe/reservoir floor penetration.

5 MG Lead Abatement Alternatives	
Option #1: Advantage Reline – Primus Line Material	\$127,771.00
Option #2: Pipe Rehab – CIPP + Epoxy Lining	\$99,750.00
<b>Option #3: VanCon – Steel Pipe + Epoxy Lining</b>	<b>\$86,790.00</b>



Reservoir Fill and Drain Piping Inside Vault



Reservoir Fill and Drain Piping Inside 5 MG Reservoir

**Staff Recommendation: Motion to approve a change order for the 20D: Kent Booster Pump Station Project to VanCon, Inc. in the amount of \$86,790.00.**



# CAPITAL PROJECTS APPROVAL

## 24P: 2200 West PRV Replumb Project

Capital Project: -  
 Location: 4100 S 2200 W  
 Consultant: GHID Staff  
 Contractor: TBD  
 Design Progress: 100%  
 Construction Progress: 0%

**Project Description:** The plumbing in the PRV/meter vault shared by both GHID and Jordan Valley Water Conservancy District (JVWCD) has corroded and reached its useful life. This is a joint project between GHID and JVWCD to replace the existing GHID pressure-reducing valve, JVWCD meter, piping and other appurtenances located in the vault.

**Project Update:** An Invitation to Bid the construction of the 24P: 2200 West PRV Replumb Project was posted on the Utah Public Procurement Place (U3P) website. The public bid opening was held on Wednesday October 30, 2024, and three bids were received as follows:

24P: 2200 West PRV Replumb Project	
Corrio Construction, Inc.	\$213,381.85
Beck Construction & Excavation, Inc.	\$251,475.00
Cliff Johnson Excavating	\$255,300.00

This project is being funded by both JVWCD and GHID. A cost-sharing agreement is being arranged, with each agency covering 50% of the project expenses amounting to \$106,690.93 for each agency.

It is recommended that the low bidder, Corrio Construction, Inc. be awarded the construction contract in the amount of \$213,381.85. They have demonstrated successful completion of other similar projects in size and scope with other neighboring agencies.



Existing Condition of Vault

**Staff Recommendation:** Motion to approve a construction contract for the 24P: 2200 West PRV Replumb Project to Corrio Construction, Inc. in the amount of \$213,381.85.

**Staff Recommendation:** Motion to approve a cost-sharing agreement with Jordan Valley Water Conservancy District for the 24P: 2200 West PRV Replumb Project and authorize the General Manager to revise and execute the agreement, subject to legal counsel final review and approval.

# CAPITAL PROJECTS APPROVAL



2888 South 3600 West • P.O. Box 701110 • West Valley City, Utah 84170-1110 • Phone (801) 968-3551 • Fax (801) 968-5467 • www.ghid.org

## Memorandum

Date: November 5, 2024  
 To: Jason Helm, P.E., General Manager  
 From: Jeremy Gregory, P.E., Staff Engineer  
 Subject: Contractor Selection – 24P: 2200 West PRV Replumb Project  
 Copy: Todd Marti, MPA, P.E., Assistant General Manager/District Engineer  
 Victor Narteh, P.E., Director of Engineering



Granger-Hunter Improvement District (GHID) posted an Invitation to Bid on the Utah Public Procurement Place (U3P) for the construction contract of the 24P: 2200 West PRV Replumb Project. On Wednesday October 30, 2024, a public bid opening was held and read aloud for the above referenced project. Three contractors in total submitted bids. The Low Bid was submitted by Corrio Construction, Inc., in the amount of \$213,381.85.

Bidder	Original Bid Amount
Corrio Construction, Inc.	\$213,381.85
Engineers Estimate	\$240,000.00
Beck Construction & Excavation, Inc.	\$251,475.00
Cliff Johnson Excavating	\$255,300.00

The vault is shared by both the GHID and Jordan Valley Water Conservancy District (JVWCD). Both GHID and JVWCD will participate in funding the project. A cost-sharing agreement is being arranged, with each agency covering 50% of the project expenses amounting to \$106,690.93 for each agency.

The contractor's bid package has been reviewed and is believed to be complete and accurate. The contractor has provided the proper bid security in the form of a bid bond, E-Verify Certification, and other required documentation.

Based on the previous work that Corrio Construction has done within the district that is similar in size and scope, I recommend proceeding with requesting the Board of Trustees approve a construction contract for the 24P: 2200 West PRV Replumb Project price of \$213,381.85. With your approval, I will add this request to the November 2024 Board Report.

## CONSTRUCTION AND COST-SHARING AGREEMENT

### GRANTER-HUNTER IMPROVEMENT DISTRICT 24P:2200 PRV VAULT REPLUMBING PROJECT

**THIS CONSTRUCTION AND COST SHARING AGREEMENT** (“*Agreement*”), is made and entered into as of this \_\_\_\_ day of \_\_\_\_\_, 2024 (the “*Effective Date*”), by and between Jordan Valley Water Conservancy District, a Utah special district (“*Jordan Valley*”), and Granger Improvement District, a Utah special district (“*Granger-Hunter*”). Jordan Valley and Granger-Hunter are sometimes referred to herein individually as a “*Party*” and collectively as the “*Parties*.”

#### RECITALS:

A. Jordan Valley is a water conservancy district organized and existing pursuant to the laws of the State of Utah for the purposes, among others, of making water available to those inhabitants residing within its boundaries and of entering into contracts with public and private entities for the purchase and sale of water and its delivery;

B. Granger-Hunter is an improvement district organized under the laws of the State of Utah which purchases wholesale water from Jordan Valley and then, in turn, provides retail water service to its customers/inhabitants within its boundaries;

C. Granger-Hunter desires to include as an integral part of the Project the construction of \_\_\_\_\_ in connection with the Project, as described on Exhibit “A” attached (the “*Improvements*”), through which Jordan Valley is to deliver and Granger-Hunter is to receive water deliveries from Jordan Valley;

D. The Parties agree that the Improvements benefit both Jordan Valley and Granger-Hunter and accordingly they enter into this Agreement for the purpose of setting forth the terms and conditions by and pursuant to which the Improvements shall be designed, engineered, managed, constructed and installed as part of the Project and by which payment for the associated costs shall be shared between them.

**NOW, THEREFORE**, in consideration of the terms and conditions set forth in this Agreement, for such other good and valuable consideration, the receipt and sufficiency of which are hereby acknowledged, the Parties mutually agree as follows:

#### TERMS OF THE AGREEMENT:

The Parties hereby agree as follows:

1. Construction Completion. It is agreed that the Improvements shall be constructed and completed as part of the Project on or before April 16, 2025, unless extended by mutual written agreement of the Parties.

2. (a) Plans and Specifications; Permits and Licenses. All design documents, plans and specifications for the Project (the “*Plans and Specifications*”), shall be prepared by Granger-Hunter and be approved by Jordan Valley and all applicable regulatory agencies prior to construction and installation of the Improvements. Granger-Hunter shall further obtain all permits, licenses, and similar authorizations required for the construction and installation of the Project. All construction shall be performed in conformance with the Plans and Specifications, subject to inspection and approval by Jordan Valley during the course of construction

and upon final completion.

(b) Acquisition of Easements. Granger-Hunter shall first acquire all real property, easements, rights-of-way, and alignments (collectively referred to as the “*Properties*”), which are deemed necessary for the construction and installation of the Improvements. The form and content of the documents required for the acquisition of the Properties shall be approved by Jordan Valley prior to execution and recording.

3. Project Construction; Construction Contractor.

(a) Granger-Hunter, in conformance with applicable law, shall contract for the services of a general contractor for the construction and installation of the Improvements (the “*Contractor*”). Jordan Valley shall have the right to consult with Granger-Hunter in the selection of the Contractor and approve the selection. The Contractor shall be required to have demonstrated competence and experience in constructing projects similar to the Project, and shall be required to hold current, relevant licenses from the State of Utah during all construction activities on the Improvements.

(b) Permits and Licenses. Granger-Hunter shall cause the Contractor to obtain all permits, licenses, and similar authorizations from applicable governmental organizations which are required to construct the Improvements.

(c) Insurance and Warranties. Prior to and during construction of the Improvements, Granger-Hunter shall cause the Contractor to furnish the following to Granger-Hunter, upon its request: (i) proof the Contractor holds a valid contractor’s license from the State of Utah; (ii) proof of the Contractor’s public liability, property damage, and vehicle liability insurance in the principal amount of \$1,000,000.00, naming Granger-Hunter and Jordan Valley, and their respective trustees, officers, agents, and employees as additional insureds; (iii) a performance bond and a payment bond for the full cost of the construction of the Improvements with sureties and with such terms as are required by the Plans and Specifications; and, (iv) a guarantee from the Contractor, as required by the Plans and Specifications, which warrants that the workmanship and materials in the Improvements shall be free from defects for a period of at least one (1) year following completion of construction. The insurance coverage required in this paragraph shall not be canceled or materially altered except after thirty (30) days written notice to Jordan Valley.

(d) Construction Management. Granger-Hunter shall manage and be responsible for the construction of the Improvements, subject to the provisions of Section 4(a) herein.

(e) Employment of Consultants. Granger-Hunter may select and employ, at its expense, such consultants as it deems reasonable to assist it in the inspection of the construction of the Improvements. Jordan Valley and its consultants shall work with and through Granger-Hunter’s engineer (the “*Engineer*”), and shall not give orders directly to the Contractor unless authorized in writing to do so.

(f) Construction in Accordance with Plans and Specifications; Change Orders.

(1) Granger-Hunter shall cause the Contractor to construct the Improvements in accordance with the Plans and Specifications, including changes or additions to those Plans and Specifications which have been approved by Granger-Hunter and Jordan Valley. All costs associated with any change orders approved by both Parties shall be shared as defined in Section 6 herein. Change orders shall be communicated by Jordan Valley to the Engineer, who in turn shall communicate them to the Contractor. Jordan Valley shall provide the Engineer with information about any reasonable problem(s) or concern(s) Jordan Valley may have with construction and/or with acceptance of the Improvements upon completion of construction, and Granger-Hunter shall require the Contractor to undertake and complete all appropriate remedial actions.

(2) If Granger-Hunter or the Contractor proposes any change(s) to the Improvements in the Plans and Specifications previously approved by Jordan Valley, Granger-Hunter shall provide written notice of each proposal to Jordan Valley. Jordan Valley shall, in turn, communicate to Granger-Hunter its approval or denial of each proposal within fifteen (15) business days following receipt of Granger-Hunter's notice. If, however, applicable law or Jordan Valley's policies and procedures preclude a response from Jordan Valley within that fifteen (15) day period, Jordan Valley shall have such longer time period as the law or policies/procedures may allow, but in no event more than forty-five (45) days following receipt of Granger-Hunter's notice.

(g) Granger-Hunter's Engineer shall notify Jordan Valley twenty-four (24) hours in advance of starting any construction work on the Improvements.

4. Payment of Payment of Costs.

(a) Granger-Hunter's Obligation for Payment. Granger-Hunter shall be solely responsible for payment of the total costs attributable to the design, engineering, management, construction and installation of the Improvements, including but not limited to engineering, construction management, construction, and acquisition of Properties (collectively, the "*Total Construction Cost*"), subject to reimbursement by Jordan Valley as provided in this Section. The estimated Total Construction Cost is shown on EXHIBIT "B" hereto.

(b) Basis of Payment; Itemization of Costs. Granger-Hunter shall pay the actual construction and installation costs based on the unit price schedule as bid and defined in the Project contract documents, plus the cost of change orders, if any, required by and approved by Jordan Valley. Granger-Hunter shall require the Contractor to itemize all costs paid and/or incurred in the construction of the Improvements. At such time as the Contractor forwards an invoice to Granger-Hunter for payment of appropriate costs, Granger-Hunter shall forward a copy of the invoice to Jordan Valley for its review. Granger-Hunter shall itemize staff time and other costs it may incur in connection with the Improvements. Those costs shall be set forth in invoices to Granger-Hunter.

(c) Granger-Hunter and Jordan Valley shall share the Total Construction Cost on a 50/50 basis. Granger-Hunter shall invoice Jordan Valley for its share of the cost of the Improvements. Jordan Valley shall review the invoice(s) and shall, within twenty (20) business days following receipt of the invoice(s) by Granger-Hunter, reimburse Jordan Valley for its 50% share of the actual costs incurred by Jordan Valley for the Improvements as set forth in the invoice(s). Payment for Jordan Valley's share of the cost of the Improvements shall be due and payable by Jordan Valley as billed by Granger-Hunter.

5. Title to the Improvements; Operation and Maintenance; Periodic Inspections.

(a) Title to the Improvements shall vest 100% in Granger-Hunter upon completion of construction of the Improvements and approval by Jordan Valley. Thereafter, Granger-Hunter shall be and remain responsible for the operation, maintenance, inspection, repair, and replacement of the Improvements at no cost to Jordan Valley, subject to Subsection (b) of the Section.

(b) Periodic Inspections. Jordan Valley, at its discretion and expense, and in addition to any other inspections authorized or allowed by this Agreement, may periodically inspect and test the Improvements at any time within the one (1) year warranty period following completion of its construction. If Jordan Valley determines any defect in the materials or workmanship in the Improvements, or that the Improvements were not constructed in accordance with the Plans and Specifications, then, notwithstanding any provision of this Agreement to the contrary, Jordan Valley shall notify Granger-Hunter and Granger-Hunter (i) cause the Contractor, at the Contractor's expense, to remedy the defect or the variance from the Plans and Specifications within a reasonable amount of time; and/or (ii) pursue a claim against any of the Contractor's bond(s) to complete the remedial work on the Improvements. Any costs related to such work which may arise

during the warranty period that are determined not to be the responsibility of the Contractor shall be shared by the Parties on a 50/50 basis as provided in Section 4 herein.

6. Miscellaneous Provisions.

(a) Integration. This Agreement, including exhibits, attachments, and references to incorporated documents, specifically including Jordan Valley’s Plans and Specifications, constitute the entire agreement between the Parties and supersedes all prior understandings, representations, or agreements of the Parties regarding the subject matters contained in this Agreement.

(b) Additional Acts. The Parties shall perform those acts and/or sign all documents required by this Agreement or which may be reasonably necessary to effectuate the terms of this Agreement.

(c) Assignment. Neither Party may assign this Agreement, or any of its rights, duties, or obligations under this Agreement, without the prior written consent of the other, which consent shall not be withheld unreasonably, except that either Party may make an assignment to its successor in interest. Any assignment made in violation of this paragraph or in violation of law shall be void. Notwithstanding the foregoing, either Party may pledge or assign this Agreement as security for its bonding or other financing activities.

(d) Relationship of the Parties. This Agreement does not create any kind of joint venture, partnership, agency, or employment relationship between the Parties.

(e) Compliance with Applicable Law. The Parties shall comply with all applicable federal, state, and local laws and ordinances in the performance of this Agreement. Any terms which the Parties as governmental entities are mandated by law to include in this Agreement shall be considered part of this Agreement.

(f) Amendment. This Agreement cannot be amended except by a written instrument signed by the Parties.

(g) Attorney’s Fees. If any legal action is brought to enforce this Agreement, the prevailing Party shall be entitled to recover reasonable attorneys’ fees and costs incurred in that action, in addition to any other relief to which it may be entitled.

(h) Partial Validity. In the event a court, governmental agency, or regulatory agency with proper jurisdiction determines that any provision of this Agreement is unlawful, that provision shall terminate. If a provision is terminated, but the Parties can legally, commercially, and practicably continue to perform this Agreement without the terminated provision, the remainder of this Agreement shall continue in effect.

(i) Force Majeure. Neither Party shall be deemed in violation of this Agreement if it is prevented from performing any of its obligations by reason of earthquakes or other natural disaster; strikes or other labor unrest; power failures; civil or military emergencies; acts of legislative, judicial, executive, or administrative authorities; or any other circumstances which are not within its reasonable control.

(j) No Third Party Beneficiaries. The Parties intend that this Agreement benefit only them, and they do not intend there to be any third-party beneficiaries.

(k) Warranty of Authority. Each individual executing this Agreement does hereby represent and warrant that he or she has been duly authorized by their respective boards of trustees to sign this Agreement in the capacity and for the entities identified.

IN WITNESS WHEREOF, the Parties have executed this Agreement as of the Effective Date.

**JORDAN VALLY WATER  
IMPROVEMENT DISTRICT**

By: \_\_\_\_\_  
Its:

APPROVED

\_\_\_\_\_  
Attorney for Jordan Valley Water  
Improvement District

**GRANGER-HUNTER IMPROVEMENT DISTRICT**

By: \_\_\_\_\_  
Its:

APPROVED

\_\_\_\_\_  
Attorney for Granger-Hunter Improvement District

# INFRASTRUCTURE FUNDING OPPORTUNITIES

Funding Opportunity	Funding Agency	Cost Match	Timeline	Projects	Status
<b>American Rescue Plan Act (ARPA) - \$1.4B to Utah</b>	Drinking Water SRF	Up to 49% Grant Opportunity	Allocated by 2024, Spent by 2026	Redwood Road Waterline Replacement, Ridgeland Pump Station Replacement	Received \$13.8 M - \$2.8M in principal forgiveness and \$11M at 0.5%
<b>Infrastructure and Investment Jobs Act</b>	Drinking Water SRF	Up to 49% Grant Opportunity	Next 5 Years	Redwood Road Waterline Replacement, Ridgeland Pump Station Replacement	
<b>Clean Water State Revolving Fund (CWSRF)</b>	Water Quality Board	Low-interest loans	TBD	Pleasant Valley Lift Station Replacement	TBD
<b>WaterSMART Drought Response Program</b>	Bureau of Reclamation	Up to \$5M in grants per project	Complete	Anderson TWP & Well No. 18 Drilling/Construction	Received \$5M Grant
<b>DNR Division of Water Resources</b>	Board of Water Resources	Used to cover match for WaterSMART	Apply by September 30.	Anderson Water Treatment Plant, Zone 1 Reservoir, Future Well No. 18, Well No. 1 Replacement	TBD
<b>Bipartisan Infrastructure Law (BIL) for Lead Service Line Inventory - \$28M per Year for 5 Years</b>	Utah Division of Drinking Water	Up to \$100,000 per year up to 5 years		Lead Service Line Inventory (Contractor)	Received \$100,000 with 100% principal forgiveness
<b>Emerging Contaminants Funding (Manganese Removal)</b>	Utah Division of Drinking Water	Requesting ~ \$2.5M		Anderson Water Treatment Plant (Wells No. 16 & 18)	Awarded \$2.5M Grant for Anderson WTP
<b>BRIC (Building Resilient Infrastructure and Communities) Grant</b>	FEMA	N/A		Hazard Mitigation Plan	Awarded \$119,998.99
<b>WEEG (Water and Energy Efficiency Grant)</b>	Bureau of Reclamation	50% or less, up to \$500,000 over 2 years	November 2024	Supplement meter purchases to replace obsolete small and large meters.	Not awarded
<b>Infrastructure and Investment Jobs Act (IIJA) - Community Project Funding</b>	U.S. House of Representatives	Proposing 75/25 Split	April 2024	5400 West Pipeline	Tentatively awarded; waiting for confirmation (\$1.5M)
<b>WaterSMART Drought Response Program</b>	Bureau of Reclamation	Up to \$5M in grants per project	July 2024	Zone 1 Reservoir	Applying in 2025
<b>WaterSMART Planning and Project Design</b>	Bureau of Reclamation	Up to \$400,000 in grants per project	May 2024	For 60% design for projects to be submitted for WaterSMART Drought Response Grant. Zone 1 Reservoir.	Applied - waiting
<b>TOTAL GRANTS:</b>					<b>\$10,519,998.99</b>



# CAPITAL PROJECTS UPDATE

## 20A&I: 3100 South to 4100 South Redwood Road Water and Sewer Project

Capital Project:	20A-Redwood Road Sewer 20I-Redwood Road Water
Location:	3100 South to 4100 South, Redwood Road
Consultant:	Bowen Collins & Associates
Contractor:	Silver Spur Construction
Design Progress:	100%
Construction Progress:	85%

**Project Description:** Replace aging distribution piping in Redwood Road and construct a new sewer line running north to provide additional capacity for new growth. The waterline replacement will be funded by the Utah SRF and sewer line will be funded by District impact fees.

**Project Update:** The contractor has abandoned the old cast iron mainline and paved back the road. The contractors' crews have started demobilizing and plan to be back on site the first part of next year. Work remaining includes sewer upsizing near 4100 South, tie-ins near 3100 South and The Valley Fair Mall feedline replacements.



Mainline Connection

## 20D: Kent Booster Pump Station Replacement and Tank Purchase

Capital Project:	Tank Farm Booster Replacement/Tank Purchase/Energy Improvements Project
Location:	4404 South 4800 West
Consultant:	Hansen, Allen & Luce
Contractor:	VanCon, Inc.
Design Progress:	100%
Construction Progress:	98%

**Project Description:** Replacement of the existing Kent Booster Pump Station at Tank Farm (4404 South 4800 West), site piping replacements, and purchase of one existing 5 MG Jordan Valley Water tank.

**Project Update:** See Capital Projects Approvals.

# CAPITAL PROJECTS UPDATE

## 21F: SCADA Modernization Project

Capital Project: SCADA Modifications/Upgrades  
Location: Various Sites  
Consultant: APCO, Inc.

**Project Description:** Upgrades and modifications to the District's existing Supervisory Control and Data Acquisition (SCADA) system. This project will modernize the AVEVA System by adding object-based tags and creating high-performance graphics, along with upgrading aging and obsolete hardware.

**Project Update:** The additional PRV vault panels are being constructed with expected installation by the end of November.

## 23D: Acord Reservoir Repairs & Recoating

Capital Project: Well No. 12 Reservoir  
Location: 1500 W 3100 S  
Consultant: Infinity Corrosion Group  
Contractor: Viking Industrial Painting  
Design Progress: 100%  
Construction Progress: 5%

**Project Description:** Structural repairs and recoating of the 2 MG steel reservoir.

**Project Update:** GHID informed the Contractor that the Change Order was approved back in October. Contractor is preparing an updated work schedule before they can begin the repairs.



Acord Reservoir Tank

# CAPITAL PROJECTS UPDATE

## 23I: Anderson Water Treatment Plant

Capital Project: Anderson Treatment Plant  
 Location: 1629 W 2320 S  
 Consultant: J-U-B Engineers  
 Contractor: TBD  
 Design Progress: 95%  
 Construction Progress: 0%

**Project Description:** Water Treatment Plant at the Well No. 16 site to remove manganese/iron/ammonia from Well No. 16 and future Well No. 18, partially funded by Bureau of Reclamation and DDW Emerging Contaminants Grants.

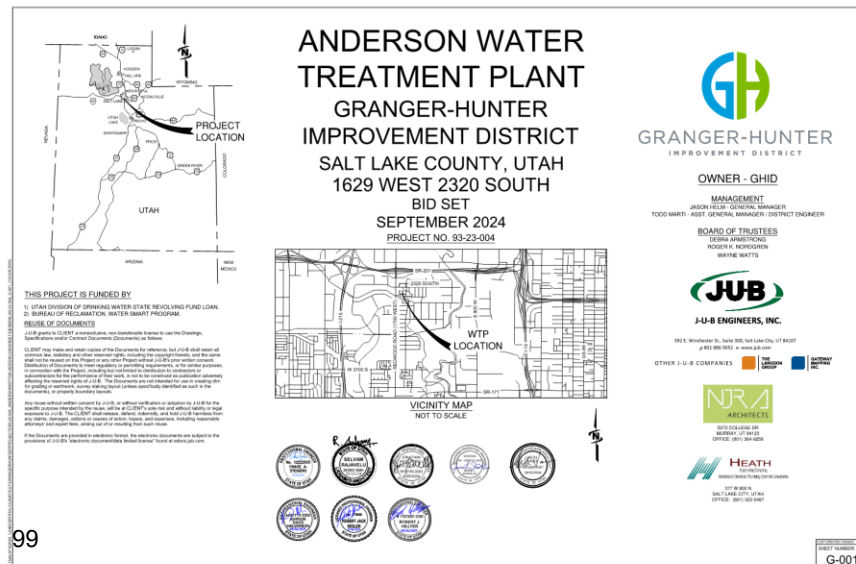
**Project Update:** Project put out to bid on November 5th.

## 23L: Well No. 18 Drilling & Development

Capital Project: Well No. 18  
 Location: 2305 South 1130 West  
 Consultant: Hansen, Allen & Luce  
 Contractor: Boart Longyear (Drilling)  
 Widdison Well Services (Development)  
 Design Progress: 100%  
 Construction Progress: 70%

**Project Description:** Drilling of new Well No. 18 near Well No. 16 as part of the Anderson Water Treatment Plant.

**Project Update:** The well has been properly capped off and Boart Longyears contract is substantially complete. Widdison Well Services plans to begin their work the second half of November.




**ANDERSON WATER TREATMENT PLANT**  
 GRANGER-HUNTER IMPROVEMENT DISTRICT  
 SALT LAKE COUNTY, UTAH  
 1629 WEST 2320 SOUTH  
 BID SET  
 SEPTEMBER 2024  
 PROJECT NO. 93-23-004

**OWNER - GHID**  
 MANAGEMENT  
 JASON BELL: GENERAL MANAGER  
 TODD WARTH: ASST. GENERAL MANAGER / DISTRICT ENGINEER

**BOARD OF TRUSTEES**  
 TRISHA BRIDGEMAN  
 ROGER A. ANDERSON  
 WAYNE WATTS

**JUB**  
 J-U-B ENGINEERS, INC.  
 392 E. WINDMILL ST., SUITE 300, SALT LAKE CITY, UT 84103  
 408.566.9100 or 408.566.9101

OTHER J-U-B COMPANIES: 

**NRA**  
 ADVISORS  
 6075 CALLEJAS DR.  
 SUITE 100, WEST JORDAN, UT 84088  
 OFFICE: 801.963.8888

**HEATH**  
 CONSULTANTS  
 107 W. 800 N.  
 SUITE 1000, OGDEN, UT 84401  
 OFFICE: 801.393.8887

99

G-001



Well Capped Off

# CAPITAL PROJECTS UPDATE

## 23L-1: Well No. 18 Equipping

Capital Project:	Well No. 18
Location:	2305 South 1130 West
Consultant:	Hansen, Allen & Luce
Contractor:	TBD
Design Progress:	10%
Construction Progress:	0%

**Project Description:** Drilling of new Well No. 18 near Well No. 16 as part of the Anderson Water Treatment Plant.

**Project Update:** Well drilling is complete. Site improvements design is underway.

## 23V: Decker Main WWPS Emergency Repairs

Capital Project:	N/A
Location:	2900 S I-215
Consultant:	GHID Staff (Vault) Bowen, Collins, & Associates (Header Replacement) Infinity Corrosion Group (Header Improvements)
Contractor:	TBD
Design Progress:	80%
Construction Progress:	100% (Vault) 0% (Discharge Header)

**Project Description:** Replace coupler and valves in vault and discharge header at the Decker Main Wastewater Pump Station.

**Project Update:** The condition assessment of the header piping is complete. Bid documents are being put together for external structural repair wrap installation.



Scaffold Setup

# CAPITAL PROJECTS UPDATE

## 23W: Acord Booster Pump Flooring and Painting

Capital Project: N/A  
Location: 1490 W 3100 S  
Consultant: GHID Staff  
Contractor: Corrio Construction  
Design Progress: 100%  
Construction Progress: 30%

**Project Description:** Epoxy paint the flooring and paint doors.

**Project Update:** Contractor has suspended work until actuator valves are in stock.

## 24E: Fire Hydrant Replacement Project

Capital Project: Fire Hydrant Replacements  
Location: Various Sites  
Consultant: GHID Staff  
Contractor: HydroVac Excavating, LLC.  
Design Progress: 100%  
Construction Progress: 0%

**Project Description:** Replacement of fire hydrants that no longer operate properly and have reached their useful life.

**Project Update:** The Contractor had a delay on the project due to incorrect materials that were ordered by their supplier. They are restarting on November 12th with a limited supply of materials that they were able to acquire.



# CAPITAL PROJECTS UPDATE

## 24G: Lift Station Pump Replacement

Capital Project: 2024 Lift Station Pump Replacement  
 Location: Various Sites  
 Consultant: GHID Staff  
 Contractor: TBD  
 Design Progress: N/A  
 Construction Progress: 0%

**Project Description:** Purchase and replace Lift Station Pumps throughout the District.

**Project Update:** East Rec is complete, waiting for Armstrong WWPS pumps to be re-delivered after inspection due to potential shipping damage.



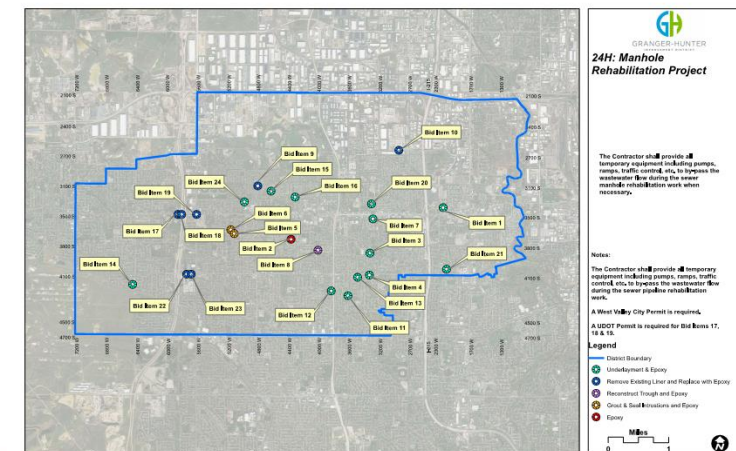
New vs. Old pump at East Rec

## 24H: Manhole Rehabilitation Project

Capital Project: 2023 Sewer Lining & Manhole Rehabilitation  
 Location: Various Manholes  
 Consultant: GHID Staff  
 Contractor: Don Calvert Painting & Special Coatings  
 Design Progress: 100%  
 Construction Progress: 25%

**Project Description:** Rehabilitate existing sanitary sewer collection system manholes by repairing cracks, deteriorating concrete, and removing existing liners that are failing and applying an epoxy coating liner to stop leaks and add structural integrity.

**Project Update:** Contractor has started the project.



# CAPITAL PROJECTS UPDATE

## 24K: 6400 W 3100 S Anderson Line Repairs

Capital Project: N/A  
 Location: 6400 W 3100 S  
 Consultant: PSOMAS  
 Contractor: TBD  
 Design Progress: 100%  
 Construction Progress: 0%

**Project Description:** Repair of 24-inch Steel Cylindrical Concrete Pipe with HDPE.

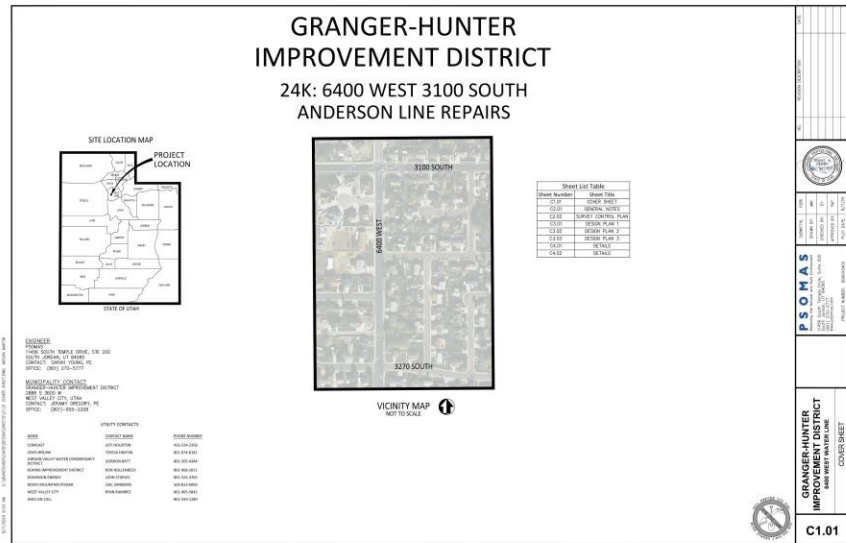
**Project Update:** Contract documents have been completed. It is anticipated that the project will begin late spring 2025.

## 24L: Large Meter Vault Replacement

Capital Project: Large Meter Replacements  
 Location: Various Locations  
 Consultant: GHID Staff  
 Contractor: TBD  
 Design Progress: 20%  
 Construction Progress: 0%

**Project Description:** Replacement of various meter vaults throughout the District that have larger than 2-inch services.

**Project Update:** Project is currently being designed.



# CAPITAL PROJECTS UPDATE

## 24N: Well No. 16 Redevelopment

Capital Project:	Well No. 1 Redevelopment
Location:	1285 W 2320 S
Consultant:	CRS Engineers
Contractor:	TBD
Design Progress:	25%
Construction Progress:	0%

**Project Description:** Redevelopment of Well No. 16 ahead of the Anderson WTP construction.

**Project Update:** Project is currently out to bid and a pre-bid meeting was held on November 5th. The bid opening has been extended and is scheduled to be opened November 12th.



## 24P: 2200 West PRV Replumb Project

Capital Project:	-
Location:	4100 S 2200 W
Consultant:	GHID Staff
Contractor:	TBD
Design Progress:	100%
Construction Progress:	0%

**Project Description:** The plumbing in the PRV/meter vault shared by both GHID and Jordan Valley Water Conservancy District (JVWCD) has corroded and reached its useful life. This is a joint project between GHID and JVWCD to replace the existing GHID pressure-reducing valve, JVWCD meter, piping and other appurtenances located in the vault.

**Project Update:** See Capital Projects Approvals.



Existing Condition of Vault



## 24R: Bangerter Highway @ 4700 South

Capital Project: -  
Location: Bangerter Highway @ 4700 South  
Project Budget: -  
Consultant: UDOT Design-Build Team  
Franson Civil Engineers (CM Services)  
Contractor: RLW/Clyde  
Design Progress: 100%  
Construction Progress: 30%

**Project Description:** Relocation of a 12” waterline in 4700 South due to the new grade-separated interchange with Bangerter Highway.

**Project Update:** The HDPE casing and carrier pipes have both been installed under Bangerter Highway. The contractor has temporarily capped both ends of the carrier pipe, backfilled the bore and receiving pits, and installed temporary asphalt. Work will resume in mid-November.



Temporary asphalt patch

# SMALL PROJECTS UPDATE

## SRF and BOR Grant Application Assistance

Small Project: Infrastructure Funding Application  
Location: Various Sites  
Consultant: J-U-B Engineers, Inc.  
Application Progress: 100%  
Construction Progress: N/A

**Project Description:** Assistance with various grant applications to obtain outside funding.

**Project Update:** Refer to Infrastructure Funding Opportunities Table for statuses of various grants.

## Well No. 4 Study

Small Project: Well No. 4 Water Quality and Rehabilitation Study  
Location: 3643 W Teaberry Drive (5300 S)  
Consultant: J-U-B Engineers  
Study Progress: 15%  
Construction Progress: N/A

**Project Description:** A study for Well No. 4 and Booster Pump Station to determine rehabilitation options.

**Project Update:** Study is ongoing.

# CAPITAL PROJECTS MAP

Projects completed  
Last 2 years



## Capital Projects

### Capital Projects - Current

#### CIP Status

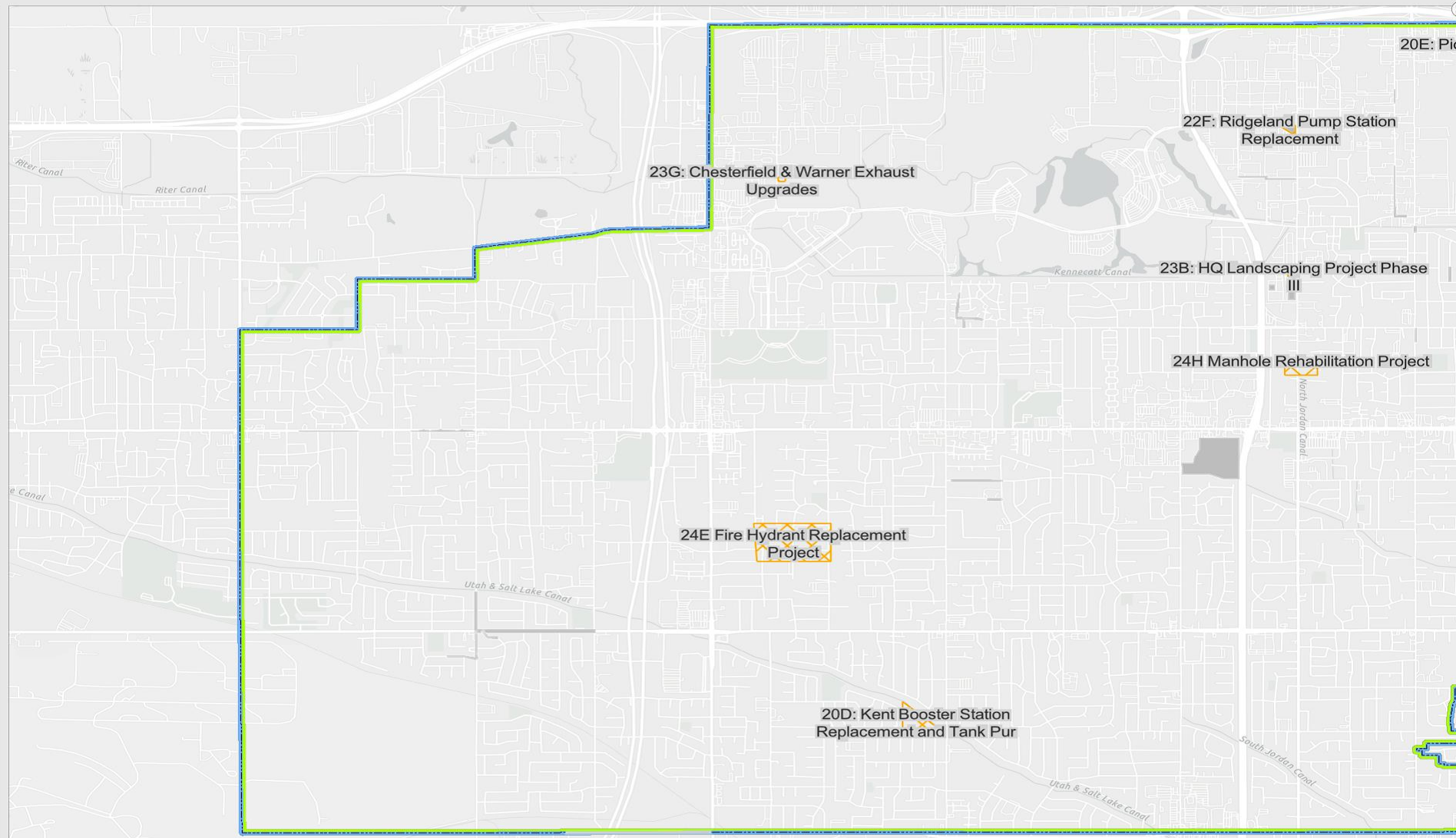
- Under Design
- Constructed
- Designed
- Finished
- Planning
- Under Construction
- others

### Capital Projects - Completed 2 years



### Boundary

#### GHID Boundary



- 20D: Kent Booster Station Replacement and Tank Pur
- 20E: Pioneer WWPS Replacement
- 20I: Redwood Road - 4100 South to 3100 South Water
- 22F: Ridgeland Pump Station Replacement
- 23 W: Acord Booster Pump flooring and painting
- 23B: HQ Landscaping Project Phase III
- 23C: Well No. 1 Chlorinator Replacement
- 23E: Buildings A & C Repairs and Upgrades
- 23G: Chesterfield & Warner Exhaust Upgrades
- 23I: Anderson Groundwater Treatment Plant
- 23L: Well 18 Drilling
- 24E Fire Hydrant Replacement Project
- 24H Manhole Rehabilitation Project



# CAPITAL PROJECTS MAP

Projects completed  
Last 2 years



## Capital Projects

### Capital Projects - Current

CIP Status

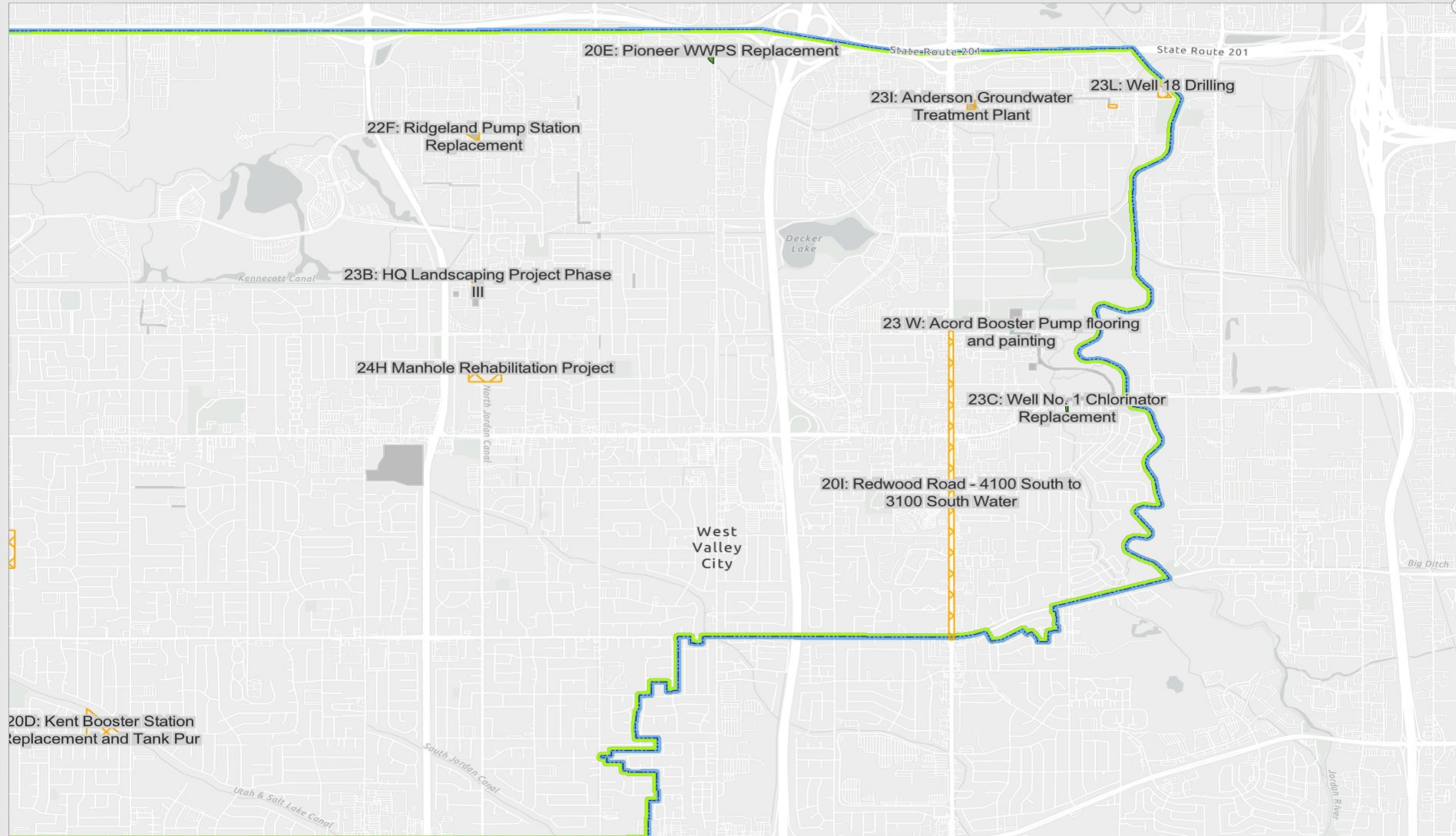
-  Under Design
-  Constructed
-  Designed
-  Finished
-  Planning
-  Under Construction
-  others

### Capital Projects - Completed 2 years



### Boundary

GHID Boundary



-  20D: Kent Booster Station Replacement and Tank Pur
-  20E: Pioneer WWPS Replacement
-  20I: Redwood Road - 4100 South to 3100 South Water
-  22F: Ridgeland Pump Station Replacement
-  23W: Acord Booster Pump flooring and painting
-  23B: HQ Landscaping Project Phase III
-  23C: Well No. 1 Chlorinator Replacement
-  23E: Buildings A & C Repairs and Upgrades
-  23G: Chesterfield & Warner Exhaust Upgrades
-  23I: Anderson Groundwater Treatment Plant
-  23L: Well 18 Drilling
-  24E: Fire Hydrant Replacement Project
-  24H: Manhole Rehabilitation Project



# Project Activity vs Budget Report By Project Number

Date Range: 01/01/2024 - 12/31/2024

Project Number	Project Name	Group	Project Type	Status					
<a href="#">20A</a>	REDWOOD ROAD SEWERLINE PROJECT	CAP EX	WASTEWATER	Active					
<b>Expenses</b>					<b>Date Range</b>	<b>Beginning</b>		<b>Ending</b>	<b>Budget</b>
<b>Account Key</b>	<b>Account Name</b>	<b>Encumbrances</b>	<b>Total Budget</b>	<b>Budget</b>	<b>Balance</b>	<b>Total Activity</b>	<b>Balance</b>	<b>Remaining</b>	
<a href="#">20ACONSTMGMT</a>	REDWOOD RD SEWER CONSTR...	18,715.00	30,000.00	30,000.00	0.00	0.00	0.00	11,285.00	
<a href="#">20ACONSTRUCTION</a>	REDWOOD RD SEWER CONSTR...	798,079.16	910,000.00	910,000.00	0.00	71,875.84	71,875.84	40,045.00	
<a href="#">20ADESIGN</a>	DESIGN	0.00	49,032.40	0.00	131,311.98	0.00	131,311.98	-82,279.58	
<a href="#">20AINSPECTION</a>	REDWOOD RD SEWER SUPPLE...	6,241.50	58.50	0.00	58.50	0.00	58.50	-6,241.50	
<a href="#">20APERMITS</a>	PERMITS	0.00	30,000.00	30,000.00	0.00	0.00	0.00	30,000.00	
<b>Total Expenses:</b>		<b>823,035.66</b>	<b>1,019,090.90</b>	<b>970,000.00</b>	<b>131,370.48</b>	<b>71,875.84</b>	<b>203,246.32</b>	<b>-7,191.08</b>	
<b>20A Total:</b>		<b>823,035.66</b>	<b>1,019,090.90</b>	<b>970,000.00</b>	<b>131,370.48</b>	<b>71,875.84</b>	<b>203,246.32</b>	<b>-7,191.08</b>	
<a href="#">20B</a>	RUSHTON WATER TREATMENT PLANT	CAP EX	WATER	Active					
<b>Expenses</b>					<b>Date Range</b>	<b>Beginning</b>		<b>Ending</b>	<b>Budget</b>
<b>Account Key</b>	<b>Account Name</b>	<b>Encumbrances</b>	<b>Total Budget</b>	<b>Budget</b>	<b>Balance</b>	<b>Total Activity</b>	<b>Balance</b>	<b>Remaining</b>	
<a href="#">20BCONSTMGMT</a>	CONSTRUCTION MANAGEMENT	0.00	900,867.46	63,000.00	837,867.46	62,436.92	900,304.38	563.08	
<a href="#">20BCONSTRUCTION</a>	CONSTRUCTION	0.00	10,443,797.01	57,000.00	10,386,797.01	56,825.84	10,443,622.85	174.16	
<a href="#">20BEASEMENT</a>	EASEMENTS	0.00	38,580.00	0.00	38,580.00	0.00	38,580.00	0.00	
<a href="#">20BUTILITYWORK</a>	3RD PARTY UTILITY WORK	0.00	386.56	0.00	386.56	0.00	386.56	0.00	
<b>Total Expenses:</b>		<b>0.00</b>	<b>11,383,631.03</b>	<b>120,000.00</b>	<b>11,263,631.03</b>	<b>119,262.76</b>	<b>11,382,893.79</b>	<b>737.24</b>	
<b>20B Total:</b>		<b>0.00</b>	<b>11,383,631.03</b>	<b>120,000.00</b>	<b>11,263,631.03</b>	<b>119,262.76</b>	<b>11,382,893.79</b>	<b>737.24</b>	
<a href="#">20D</a>	KENT PUMP STATION REPLACEMENT ...	CAP EX	WATER	Active					
<b>Expenses</b>					<b>Date Range</b>	<b>Beginning</b>		<b>Ending</b>	<b>Budget</b>
<b>Account Key</b>	<b>Account Name</b>	<b>Encumbrances</b>	<b>Total Budget</b>	<b>Budget</b>	<b>Balance</b>	<b>Total Activity</b>	<b>Balance</b>	<b>Remaining</b>	
<a href="#">20DCHANGEORDER</a>	CONSTRUCTION CHANGE ORD...	0.00	54,000.00	54,000.00	0.00	53,719.98	53,719.98	280.02	
<a href="#">20DCONSTMGT</a>	20D CONSTRUCTION MANAG...	6,256.86	687,733.25	550,000.00	190,840.80	309,333.36	500,174.16	181,302.23	
<a href="#">20DCONSTRUCTION</a>	CONSTRUCTION	247,844.63	14,444,045.05	3,900,000.00	10,543,345.05	5,183,047.10	15,726,392.15	-1,530,191.73	
<a href="#">20DDESIGNCONTRACT</a>	20D DESIGN CONTRACT	0.00	189,488.10	0.00	8,580.55	0.00	8,580.55	180,907.55	
<a href="#">20DPERMITS/EASEMENTS</a>	PERMITS & EASEMENTS	0.00	56,000.00	50,000.00	6,700.00	35,710.00	42,410.00	13,590.00	
<a href="#">20DTANKPURCHASE</a>	TANK PURCHASE	0.00	1,520,665.00	0.00	1,520,665.00	0.00	1,520,665.00	0.00	
<b>Total Expenses:</b>		<b>254,101.49</b>	<b>16,951,931.40</b>	<b>4,554,000.00</b>	<b>12,270,131.40</b>	<b>5,581,810.44</b>	<b>17,851,941.84</b>	<b>-1,154,111.93</b>	
<b>20D Total:</b>		<b>254,101.49</b>	<b>16,951,931.40</b>	<b>4,554,000.00</b>	<b>12,270,131.40</b>	<b>5,581,810.44</b>	<b>17,851,941.84</b>	<b>-1,154,111.93</b>	
<a href="#">20E</a>	PIONEER WWPS REPLACEMENT	CAP EX	WASTEWATER	Active					
<b>Expenses</b>					<b>Date Range</b>	<b>Beginning</b>		<b>Ending</b>	<b>Budget</b>
<b>Account Key</b>	<b>Account Name</b>	<b>Encumbrances</b>	<b>Total Budget</b>	<b>Budget</b>	<b>Balance</b>	<b>Total Activity</b>	<b>Balance</b>	<b>Remaining</b>	
<a href="#">20ECONSTMGT</a>	CONSTRUCTION MANAGEMENT	0.00	165,992.90	15,000.00	150,905.74	8,613.50	159,519.24	6,473.66	

Project Activity vs Budget Report

Date Range: 01/01/2024 - 12/31/2024

Project Number	Project Name	Group	Project Type	Status					
<a href="#">20ECONSTRUCTION</a>	CONSTRUCTION		0.00	3,617,211.16	19,000.00	3,598,298.32	-16,560.68	3,581,737.64	35,473.52
<a href="#">20ESCADA</a>	PIONEER WWPS SCADA WORK		0.00	23,726.70	0.00	23,726.70	0.00	23,726.70	0.00
<b>Total Expenses:</b>			<b>0.00</b>	<b>3,806,930.76</b>	<b>34,000.00</b>	<b>3,772,930.76</b>	<b>-7,947.18</b>	<b>3,764,983.58</b>	<b>41,947.18</b>
<b>20E Total:</b>			<b>0.00</b>	<b>3,806,930.76</b>	<b>34,000.00</b>	<b>3,772,930.76</b>	<b>-7,947.18</b>	<b>3,764,983.58</b>	<b>41,947.18</b>

[20I](#) REDWOOD ROAD WATERLINE PROJECT CAP EX WATER Active

Expenses	Account Key	Account Name	Encumbrances	Total Budget	Date Range Budget	Beginning Balance	Total Activity	Ending Balance	Budget Remaining
<a href="#">20ICHANGEORDERS</a>		REDWOOD RD WATER CHANGE...	0.00	5,100.00	5,100.00	0.00	5,085.00	5,085.00	15.00
<a href="#">20ICONSTMGMT</a>		REDWOOD RD WATER CONST...	98,148.75	222,489.25	203,000.00	19,489.25	19,605.00	39,094.25	85,246.25
<a href="#">20ICONSTRUCTION</a>		REDWOOD RD WATERLINE CO...	2,303,284.28	11,439,545.53	7,223,528.65	4,216,016.88	5,110,743.84	9,326,760.72	-190,499.47
<a href="#">20IDESIGN</a>		DESIGN	0.00	259,513.16	0.00	63,354.79	0.00	63,354.79	196,158.37
<a href="#">20IINSPECTION</a>		REDWOOD RD WATER SUPPLE...	26,172.50	620.00	0.00	620.00	55,347.50	55,967.50	-81,520.00
<a href="#">20IPI</a>		REDWOOD RD PUBLIC INVOLV...	9,866.89	67,267.06	50,000.00	17,267.06	22,200.50	39,467.56	17,932.61
<b>Total Expenses:</b>			<b>2,437,472.42</b>	<b>11,994,535.00</b>	<b>7,481,628.65</b>	<b>4,316,747.98</b>	<b>5,212,981.84</b>	<b>9,529,729.82</b>	<b>27,332.76</b>
<b>20I Total:</b>			<b>2,437,472.42</b>	<b>11,994,535.00</b>	<b>7,481,628.65</b>	<b>4,316,747.98</b>	<b>5,212,981.84</b>	<b>9,529,729.82</b>	<b>27,332.76</b>

[21F](#) SCADA MASTER PLAN CAP EX FACILITIES Active

Expenses	Account Key	Account Name	Encumbrances	Total Budget	Date Range Budget	Beginning Balance	Total Activity	Ending Balance	Budget Remaining
<a href="#">21FCONTRACT</a>		CONTRACT	90,504.60	371,009.27	176,000.00	194,349.27	85,704.18	280,053.45	451.22
<a href="#">21FPRVPANELS</a>		PRV PANELS	100,301.84	195,000.00	195,000.00	0.00	93,862.02	93,862.02	836.14
<a href="#">21FWIN911</a>		WIN911 SOFTWARE	0.00	0.00	0.00	660.00	0.00	660.00	-660.00
<b>Total Expenses:</b>			<b>190,806.44</b>	<b>566,009.27</b>	<b>371,000.00</b>	<b>195,009.27</b>	<b>179,566.20</b>	<b>374,575.47</b>	<b>627.36</b>
<b>21F Total:</b>			<b>190,806.44</b>	<b>566,009.27</b>	<b>371,000.00</b>	<b>195,009.27</b>	<b>179,566.20</b>	<b>374,575.47</b>	<b>627.36</b>

[22F](#) RIDGELAND PUMP STATION REPLAC... CAP EX WATER Active

Expenses	Account Key	Account Name	Encumbrances	Total Budget	Date Range Budget	Beginning Balance	Total Activity	Ending Balance	Budget Remaining
<a href="#">22FCHANGEORDER</a>		CONSTRUCTION CHANGE ORD...	167.11	173,368.33	42,225.00	131,143.33	39,849.70	170,993.03	2,208.19
<a href="#">22FCONSTMGMT</a>		CONSTRUCTION MANAGEMENT	0.00	136,825.29	50,000.00	86,825.29	64,417.71	151,243.00	-14,417.71
<a href="#">22FCONSTMGMTAMEND</a>		22F CONSTRUCTION MANAGE...	14,976.67	43,000.00	43,000.00	0.00	25,853.33	25,853.33	2,170.00
<a href="#">22FCONSTRUCTION</a>		CONSTRUCTION	10,335.83	2,939,832.45	1,827,275.00	1,112,557.45	1,802,367.97	2,914,925.42	14,571.20
<a href="#">22FDESIGN</a>		DESIGN	0.00	328,056.46	0.00	328,056.46	0.00	328,056.46	0.00
<a href="#">22FPERMITS</a>		WVC PERMIT FEES	0.00	1,767.00	0.00	1,767.00	0.00	1,767.00	0.00
<b>Total Expenses:</b>			<b>25,479.61</b>	<b>3,622,849.53</b>	<b>1,962,500.00</b>	<b>1,660,349.53</b>	<b>1,932,488.71</b>	<b>3,592,838.24</b>	<b>4,531.68</b>
<b>22F Total:</b>			<b>25,479.61</b>	<b>3,622,849.53</b>	<b>1,962,500.00</b>	<b>1,660,349.53</b>	<b>1,932,488.71</b>	<b>3,592,838.24</b>	<b>4,531.68</b>

[22H](#) WATER INNOVATION & METER TESTI... CAP EX FACILITIES Active

Expenses	Account Key	Account Name	Encumbrances	Total Budget	Date Range Budget	Beginning Balance	Total Activity	Ending Balance	Budget Remaining
<a href="#">22HCONSTBATH</a>		WATER INNOVATION CENTER ...	0.00	15,000.00	15,000.00	0.00	0.00	0.00	15,000.00

Project Activity vs Budget Report

Date Range: 01/01/2024 - 12/31/2024

Project Number	Project Name	Group	Project Type	Status					
	<a href="#">22HCONSTRUCTION</a>	CONSTRUCTION	0.00	138,879.66	0.00	138,879.66	0.00	138,879.66	0.00
		<b>Total Expenses:</b>	<b>0.00</b>	<b>153,879.66</b>	<b>15,000.00</b>	<b>138,879.66</b>	<b>0.00</b>	<b>138,879.66</b>	<b>15,000.00</b>
		<b>22H Total:</b>	<b>0.00</b>	<b>153,879.66</b>	<b>15,000.00</b>	<b>138,879.66</b>	<b>0.00</b>	<b>138,879.66</b>	<b>15,000.00</b>

[23C](#)

Expenses		Date Range	Beginning	Ending	Budget
Account Key	Account Name	Budget	Balance	Balance	Remaining
	WELL NO. 1 CHLORINATOR	WATER	Active		
<a href="#">23C DESIGN</a>	23C DESIGN	0.00	30,700.00	0.00	30,700.00
<a href="#">23CCHANGEORDER</a>	23C CONSTRUCTION CHANGE ...	0.00	8,000.00	8,000.00	7,852.68
<a href="#">23CCONSTMGMT</a>	23C CONSTRUCTION MANAGE...	0.00	23,069.50	10,000.00	13,069.50
<a href="#">23CONSTRUCTION</a>	WELL NO. 1 CONSTRUCTION	0.00	541,380.00	196,500.00	344,880.00
	<b>Total Expenses:</b>	<b>0.00</b>	<b>603,149.50</b>	<b>214,500.00</b>	<b>388,649.50</b>
	<b>23C Total:</b>	<b>0.00</b>	<b>603,149.50</b>	<b>214,500.00</b>	<b>388,649.50</b>

[23D](#)

Expenses		Date Range	Beginning	Ending	Budget
Account Key	Account Name	Budget	Balance	Balance	Remaining
	ACORD RESERVOIR REPAIR & RECOAT...	WATER	Active		
<a href="#">23DCONSTAMEND</a>	23D CONSTRUCTION MANAG...	0.00	0.00	0.00	0.00
<a href="#">23DCONSTMGMT</a>	CONSTRUCTION MANAGEMENT	61,453.96	81,000.00	81,000.00	7,936.86
<a href="#">23DCONSTRUCTION</a>	CONSTRUCTION	1,002,664.00	1,080,000.00	1,080,000.00	15,066.00
<a href="#">23DDESIGN</a>	23D ENGINEERING DESIGN	4,340.55	62,403.22	35,000.00	27,403.22
	<b>Total Expenses:</b>	<b>1,068,458.51</b>	<b>1,223,403.22</b>	<b>1,196,000.00</b>	<b>27,403.22</b>
	<b>23D Total:</b>	<b>1,068,458.51</b>	<b>1,223,403.22</b>	<b>1,196,000.00</b>	<b>27,403.22</b>

[23E](#)

Expenses		Date Range	Beginning	Ending	Budget
Account Key	Account Name	Budget	Balance	Balance	Remaining
	BUILDINGS A B & C UPGRADES AND ...	FACILITIES	Active		
<a href="#">23EBLDGACHANGEORDER</a>	BUILDING A CHANGE ORDERS	450.61	16,570.00	16,570.00	0.00
<a href="#">23EBLDGACONSTAMEND</a>	CM AMANDEMENTS FOR BLDG...	0.00	770.00	770.00	770.00
<a href="#">23EBLDGADESIGNAMEND</a>	DESIGN AMENDMENT FOR BUI...	126.77	6,781.36	0.00	6,781.36
<a href="#">23EBLDGBCHANGEORDER</a>	BUILDING B CHANGE ORDERS	3,713.20	8,522.00	8,522.00	0.00
<a href="#">23EBLDGBDESIGNAMEND</a>	DESIGN AMENDMENT FOR BUI...	0.00	1,016.87	0.00	1,016.87
<a href="#">23EBLDGCCHANGEORDER</a>	BUILDING C CHANGE ORDERS	901.33	5,022.00	5,022.00	0.00
<a href="#">23EBLDGCDESIGNAMEND</a>	DESIGN AMENDMENT FOR BUI...	0.00	200.00	0.00	200.00
<a href="#">23EBUILDINGACM</a>	BUILDING A CONSTRUCTION ...	0.00	798.22	0.00	798.22
<a href="#">23EBUILDINGACONST</a>	BUILDING A CONSTRUCTION	0.00	262,240.00	258,639.00	3,601.00
<a href="#">23EBUILDINGADESIGN</a>	BUILDING A DESIGN	0.00	8,473.43	0.00	8,473.43
<a href="#">23EBUILDINGBCM</a>	BUILDING B CONSTRUCTION ...	0.00	252.89	0.00	252.89
<a href="#">23EBUILDINGBCONST</a>	BUILDING B CONSTRUCTION	0.00	65,000.00	64,600.00	400.00
<a href="#">23EBUILDINGBDESIGN</a>	BUILDING B DESIGN	0.00	5,167.53	0.00	5,167.53
<a href="#">23EBUILDINGCCM</a>	BUILDING C CONSTRUCTION M...	697.08	980.01	0.00	980.01
<a href="#">23EBUILDINGCCONST</a>	BUILDING C CONSTRUCTION	0.00	306,999.80	240,514.00	66,485.80
<a href="#">23EBUILDINGCDESIGN</a>	BUILDING C DESIGN	0.00	9,755.04	0.00	9,755.04

Project Activity vs Budget Report

Date Range: 01/01/2024 - 12/31/2024

Project Number	Project Name	Group	Project Type	Status					
	<a href="#">23EOFFICESUPPLIES</a>	BUILDING A OFFICE IMPROVE...	7,412.00	20,000.00	20,000.00	0.00	10,990.65	10,990.65	1,597.35
	<a href="#">23EPROGRAM</a>	BUILDING A 2ND FLOOR PROG...	0.00	595.00	595.00	0.00	595.00	0.00	595.00
	<a href="#">23EROOFCONSTMGMT</a>	BUILDING A REROOF CONSTRU...	0.00	3,360.00	3,360.00	0.00	3,360.00	0.00	3,360.00
	<a href="#">23EROOFCONSTRUCTION</a>	BUILDING A REROOF CONSTRU...	0.00	177,188.60	177,188.60	0.00	177,188.60	0.00	177,188.60
	<a href="#">23EROOFDESIGN</a>	BUILDING A REROOF DESIGN	0.00	13,440.00	13,440.00	0.00	13,440.00	0.00	13,440.00
	<b>Total Expenses:</b>		<b>13,300.99</b>	<b>913,132.75</b>	<b>614,637.00</b>	<b>298,495.75</b>	<b>583,805.07</b>	<b>882,300.82</b>	<b>17,530.94</b>
	<b>23E Total:</b>		<b>13,300.99</b>	<b>913,132.75</b>	<b>614,637.00</b>	<b>298,495.75</b>	<b>583,805.07</b>	<b>882,300.82</b>	<b>17,530.94</b>

[23F](#) EAST REC CATHOTIC PROTECTION & ... CAP EX WASTEWATER Active

Expenses	Account Key	Account Name	Encumbrances	Total Budget	Date Range Budget	Beginning Balance	Total Activity	Ending Balance	Budget Remaining
	<a href="#">23FCONSTMGMT</a>	CONSTRUCTION MANAGMENT	28,189.00	42,000.00	42,000.00	0.00	13,811.00	13,811.00	0.00
	<a href="#">23FCONSTR</a>	CONSTRUCTION	96,999.00	558,000.00	558,000.00	0.00	445,814.00	445,814.00	15,187.00
	<a href="#">23FDEDSIGN</a>	DESIGN	10,500.92	17,349.58	0.00	17,349.58	20,949.50	38,299.08	-31,450.42
	<b>Total Expenses:</b>		<b>135,688.92</b>	<b>617,349.58</b>	<b>600,000.00</b>	<b>17,349.58</b>	<b>480,574.50</b>	<b>497,924.08</b>	<b>-16,263.42</b>
	<b>23F Total:</b>		<b>135,688.92</b>	<b>617,349.58</b>	<b>600,000.00</b>	<b>17,349.58</b>	<b>480,574.50</b>	<b>497,924.08</b>	<b>-16,263.42</b>

[23G](#) CHESTERFIELD & WARNER EXHAUST ... CAP EX WASTEWATER Active

Expenses	Account Key	Account Name	Encumbrances	Total Budget	Date Range Budget	Beginning Balance	Total Activity	Ending Balance	Budget Remaining
	<a href="#">23G Design</a>	23G Design	0.00	20,090.75	0.00	20,090.75	2,809.25	22,900.00	-2,809.25
	<a href="#">23G DESIGN AMEND</a>	Design Amendments	0.00	0.00	0.00	0.00	0.00	0.00	0.00
	<a href="#">23GCHANGEORDER</a>	CHESTERFIELD WWPS EXHAUST...	598.88	800.00	800.00	0.00	184.97	184.97	16.15
	<a href="#">23GCONSTMGMT</a>	23G CONSTRUCTION MANAG...	2,306.75	5,300.00	5,300.00	0.00	2,993.25	2,993.25	0.00
	<a href="#">23GCONSTR</a>	CONSTRUCTION	40,018.12	106,000.00	78,500.00	27,500.00	12,359.88	39,859.88	26,122.00
	<b>Total Expenses:</b>		<b>42,923.75</b>	<b>132,190.75</b>	<b>84,600.00</b>	<b>47,590.75</b>	<b>18,347.35</b>	<b>65,938.10</b>	<b>23,328.90</b>
	<b>23G Total:</b>		<b>42,923.75</b>	<b>132,190.75</b>	<b>84,600.00</b>	<b>47,590.75</b>	<b>18,347.35</b>	<b>65,938.10</b>	<b>23,328.90</b>

[23I](#) ANDERSON WTP CAP EX WATER Active

Expenses	Account Key	Account Name	Encumbrances	Total Budget	Date Range Budget	Beginning Balance	Total Activity	Ending Balance	Budget Remaining
	<a href="#">23I Design</a>	Anderson WTP Design	212,788.47	731,196.81	700,000.00	31,196.81	501,815.42	533,012.23	-14,603.89
	<a href="#">23I DESIGN AMENDMENT</a>	ANDERSON WTP DESIGN AME...	14,855.70	19,300.00	19,300.00	0.00	4,444.30	4,444.30	0.00
	<a href="#">23I Scoping Anderson Wate</a>	Anderson WTP Scoping Update	0.00	9,639.90	0.00	9,639.90	0.00	9,639.90	0.00
	<a href="#">23ICONSTR</a>	ANDERSTON CONSTRUCTION	482,047.16	980,700.00	980,700.00	0.00	1,903.00	1,903.00	496,749.84
	<b>Total Expenses:</b>		<b>709,691.33</b>	<b>1,740,836.71</b>	<b>1,700,000.00</b>	<b>40,836.71</b>	<b>508,162.72</b>	<b>548,999.43</b>	<b>482,145.95</b>
	<b>23I Total:</b>		<b>709,691.33</b>	<b>1,740,836.71</b>	<b>1,700,000.00</b>	<b>40,836.71</b>	<b>508,162.72</b>	<b>548,999.43</b>	<b>482,145.95</b>

[23K](#) LARGE METER VAULT REPLUMBS CAP EX WATER Active

Expenses	Account Key	Account Name	Encumbrances	Total Budget	Date Range Budget	Beginning Balance	Total Activity	Ending Balance	Budget Remaining
	<a href="#">23KMATERIALS</a>	MATERIALS FOR IN-HOUSE ME...	0.00	75,966.75	0.00	75,966.75	0.00	75,966.75	0.00



Project Activity vs Budget Report

Date Range: 01/01/2024 - 12/31/2024

Project Number	Project Name	Group	Project Type	Status					
		<b>Total Expenses:</b>	<b>0.00</b>	<b>75,966.75</b>	<b>0.00</b>	<b>75,966.75</b>	<b>0.00</b>	<b>75,966.75</b>	<b>0.00</b>
		<b>23K Total:</b>	<b>0.00</b>	<b>75,966.75</b>	<b>0.00</b>	<b>75,966.75</b>	<b>0.00</b>	<b>75,966.75</b>	<b>0.00</b>
<a href="#">23L</a>	WATTS WELL NO. 18 DRILLING & EQU...	CAP EX	WATER	Active					
	<b>Expenses</b>			<b>Date Range</b>	<b>Beginning</b>	<b>Total Activity</b>	<b>Ending</b>	<b>Budget</b>	
	<b>Account Key</b>	<b>Account Name</b>	<b>Encumbrances</b>	<b>Total Budget</b>	<b>Budget</b>	<b>Balance</b>	<b>Balance</b>	<b>Remaining</b>	
	<a href="#">23LCONSTMGMT-PH1</a>	23L WELL 18 CONSTRUCTION ...	67,308.85	82,000.00	82,000.00	0.00	17,677.45	17,677.45	-2,986.30
	<a href="#">23LCONSTMGMT-PH2</a>	23L WELL 18 CONSTRUCTION ...	0.00	0.00	0.00	0.00	0.00	0.00	0.00
	<a href="#">23LCONSTRUCTION-PH1</a>	23L WELL 18 CONSTRUCTION ...	877,740.22	1,368,000.00	1,368,000.00	0.00	489,789.78	489,789.78	470.00
	<a href="#">23LCONSTRUCTION-PH2</a>	23L WELL 18 CONSTRUCTION ...	505,250.00	505,250.00	505,250.00	0.00	0.00	0.00	0.00
	<a href="#">23LDESIGN</a>	23L DESIGN ENGINEERING	228,891.97	460,144.25	428,000.00	32,144.25	93,192.43	125,336.68	105,915.60
	<a href="#">23LDESIGNAMENDMENT</a>	23L WELL 18 DESIGN AMENDM...	11,237.00	17,000.00	17,000.00	0.00	5,263.00	5,263.00	500.00
	<a href="#">23LLANDPURCHASE</a>	23L WELL 18 LAND PURCHASE	325,000.00	335,000.00	335,000.00	0.00	10,000.00	10,000.00	0.00
	<a href="#">23LPERMITS</a>	WELL 18 PERMITS AND OTHER	0.00	25,000.00	25,000.00	0.00	0.00	0.00	25,000.00
		<b>Total Expenses:</b>	<b>2,015,428.04</b>	<b>2,792,394.25</b>	<b>2,760,250.00</b>	<b>32,144.25</b>	<b>615,922.66</b>	<b>648,066.91</b>	<b>128,899.30</b>
		<b>23L Total:</b>	<b>2,015,428.04</b>	<b>2,792,394.25</b>	<b>2,760,250.00</b>	<b>32,144.25</b>	<b>615,922.66</b>	<b>648,066.91</b>	<b>128,899.30</b>
<a href="#">23PVLAND</a>	PLEASANT VALLEY LIFTS STATION PRO...	CAP EX	WASTEWATER	Future					
	<b>Expenses</b>			<b>Date Range</b>	<b>Beginning</b>	<b>Total Activity</b>	<b>Ending</b>	<b>Budget</b>	
	<b>Account Key</b>	<b>Account Name</b>	<b>Encumbrances</b>	<b>Total Budget</b>	<b>Budget</b>	<b>Balance</b>	<b>Balance</b>	<b>Remaining</b>	
	<a href="#">23PVLAND</a>	LAND PURCHASE	0.00	250,000.00	250,000.00	0.00	0.00	0.00	250,000.00
	<a href="#">23PVLDESIGN</a>	PLEASANT VALLEY LIFT STATION..	0.00	350,000.00	350,000.00	0.00	0.00	0.00	350,000.00
		<b>Total Expenses:</b>	<b>0.00</b>	<b>600,000.00</b>	<b>600,000.00</b>	<b>0.00</b>	<b>0.00</b>	<b>0.00</b>	<b>600,000.00</b>
		<b>23PVLAND Total:</b>	<b>0.00</b>	<b>600,000.00</b>	<b>600,000.00</b>	<b>0.00</b>	<b>0.00</b>	<b>0.00</b>	<b>600,000.00</b>
<a href="#">23Q</a>	PRV VAULT ELECTRICAL UPGRADES	CAP EX	FACILITIES	Active					
	<b>Expenses</b>			<b>Date Range</b>	<b>Beginning</b>	<b>Total Activity</b>	<b>Ending</b>	<b>Budget</b>	
	<b>Account Key</b>	<b>Account Name</b>	<b>Encumbrances</b>	<b>Total Budget</b>	<b>Budget</b>	<b>Balance</b>	<b>Balance</b>	<b>Remaining</b>	
	<a href="#">23QPROJECT</a>	PRV VAULT ELECTRICAL	0.00	82,968.70	15,000.00	67,968.70	12,774.78	80,743.48	2,225.22
		<b>Total Expenses:</b>	<b>0.00</b>	<b>82,968.70</b>	<b>15,000.00</b>	<b>67,968.70</b>	<b>12,774.78</b>	<b>80,743.48</b>	<b>2,225.22</b>
		<b>23Q Total:</b>	<b>0.00</b>	<b>82,968.70</b>	<b>15,000.00</b>	<b>67,968.70</b>	<b>12,774.78</b>	<b>80,743.48</b>	<b>2,225.22</b>
<a href="#">23T</a>	ZONE 1 RESERVOIR	CAP EX	WATER	Active					
	<b>Expenses</b>			<b>Date Range</b>	<b>Beginning</b>	<b>Total Activity</b>	<b>Ending</b>	<b>Budget</b>	
	<b>Account Key</b>	<b>Account Name</b>	<b>Encumbrances</b>	<b>Total Budget</b>	<b>Budget</b>	<b>Balance</b>	<b>Balance</b>	<b>Remaining</b>	
	<a href="#">23TLANDPURCHASE</a>	LAND PURCHASE	0.00	1,996,121.85	0.00	1,996,121.85	0.00	1,996,121.85	0.00
	<a href="#">23TPERMITS</a>	PERMITS	0.00	5,000.00	0.00	5,000.00	0.00	5,000.00	0.00
		<b>Total Expenses:</b>	<b>0.00</b>	<b>2,001,121.85</b>	<b>0.00</b>	<b>2,001,121.85</b>	<b>0.00</b>	<b>2,001,121.85</b>	<b>0.00</b>
		<b>23T Total:</b>	<b>0.00</b>	<b>2,001,121.85</b>	<b>0.00</b>	<b>2,001,121.85</b>	<b>0.00</b>	<b>2,001,121.85</b>	<b>0.00</b>
<a href="#">23V</a>	DECKER MAIN EMERGENCY REPAIRS	CAP EX	WASTEWATER	Active					

Project Activity vs Budget Report

Date Range: 01/01/2024 - 12/31/2024

Project Number	Project Name	Group	Project Type	Status					
<b>Expenses</b>									
<b>Account Key</b>	<b>Account Name</b>	<b>Encumbrances</b>	<b>Total Budget</b>	<b>Date Range Budget</b>	<b>Beginning Balance</b>	<b>Total Activity</b>	<b>Ending Balance</b>	<b>Budget Remaining</b>	
<a href="#">23VCONSTMGMT</a>	23V CONST MGMT HEADER PIP...	21,444.76	22,604.00	22,604.00	0.00	0.00	0.00	1,159.24	
<a href="#">23VCONSTR</a>	DECKER MAIN EMERGENCY CO...	0.00	280,000.00	280,000.00	0.00	263,593.08	263,593.08	16,406.92	
<a href="#">23VDESIGN</a>	23V DESIGN FOR HEADER PIPI...	2,305.70	58,046.00	58,046.00	0.00	54,899.54	54,899.54	840.76	
	<b>Total Expenses:</b>	<b>23,750.46</b>	<b>360,650.00</b>	<b>360,650.00</b>	<b>0.00</b>	<b>318,492.62</b>	<b>318,492.62</b>	<b>18,406.92</b>	
	<b>23V Total:</b>	<b>23,750.46</b>	<b>360,650.00</b>	<b>360,650.00</b>	<b>0.00</b>	<b>318,492.62</b>	<b>318,492.62</b>	<b>18,406.92</b>	
<a href="#">23W</a>	ACORD BOOSTER PUMP FLOORING A...	CAP EX	FACILITIES	Active					
<b>Expenses</b>									
<b>Account Key</b>	<b>Account Name</b>	<b>Encumbrances</b>	<b>Total Budget</b>	<b>Date Range Budget</b>	<b>Beginning Balance</b>	<b>Total Activity</b>	<b>Ending Balance</b>	<b>Budget Remaining</b>	
<a href="#">23WCHANGEORDER</a>	CONSTRUCTION CHANGE ORD...	13,997.03	24,000.00	24,000.00	0.00	5,789.60	5,789.60	4,213.37	
<a href="#">23WCONSTRUCTION</a>	CONSTRUCTION	0.00	6,000.00	6,000.00	0.00	5,565.83	5,565.83	434.17	
	<b>Total Expenses:</b>	<b>13,997.03</b>	<b>30,000.00</b>	<b>30,000.00</b>	<b>0.00</b>	<b>11,355.43</b>	<b>11,355.43</b>	<b>4,647.54</b>	
	<b>23W Total:</b>	<b>13,997.03</b>	<b>30,000.00</b>	<b>30,000.00</b>	<b>0.00</b>	<b>11,355.43</b>	<b>11,355.43</b>	<b>4,647.54</b>	
<a href="#">24A</a>	2024 SEWER REHABILITATION PROJECT	CAP EX	WASTEWATER	Active					
<b>Expenses</b>									
<b>Account Key</b>	<b>Account Name</b>	<b>Encumbrances</b>	<b>Total Budget</b>	<b>Date Range Budget</b>	<b>Beginning Balance</b>	<b>Total Activity</b>	<b>Ending Balance</b>	<b>Budget Remaining</b>	
<a href="#">24ACHANGEORDERS</a>	CONSTRUCTION CHANGE ORD...	0.00	0.00	0.00	0.00	0.00	0.00	0.00	
<a href="#">24ACONSTRUCTION</a>	CONSTRUCTION	0.00	539,000.00	539,000.00	0.00	538,978.94	538,978.94	21.06	
	<b>Total Expenses:</b>	<b>0.00</b>	<b>539,000.00</b>	<b>539,000.00</b>	<b>0.00</b>	<b>538,978.94</b>	<b>538,978.94</b>	<b>21.06</b>	
	<b>24A Total:</b>	<b>0.00</b>	<b>539,000.00</b>	<b>539,000.00</b>	<b>0.00</b>	<b>538,978.94</b>	<b>538,978.94</b>	<b>21.06</b>	
<a href="#">24B</a>	2024 SEWER FLOW MONITORING EQU..	CAP EX	WASTEWATER	Active					
<b>Expenses</b>									
<b>Account Key</b>	<b>Account Name</b>	<b>Encumbrances</b>	<b>Total Budget</b>	<b>Date Range Budget</b>	<b>Beginning Balance</b>	<b>Total Activity</b>	<b>Ending Balance</b>	<b>Budget Remaining</b>	
<a href="#">24BEQUIP</a>	SEWER FLOW MONITORING E...	0.00	16,432.35	16,432.35	0.00	16,432.35	16,432.35	0.00	
	<b>Total Expenses:</b>	<b>0.00</b>	<b>16,432.35</b>	<b>16,432.35</b>	<b>0.00</b>	<b>16,432.35</b>	<b>16,432.35</b>	<b>0.00</b>	
	<b>24B Total:</b>	<b>0.00</b>	<b>16,432.35</b>	<b>16,432.35</b>	<b>0.00</b>	<b>16,432.35</b>	<b>16,432.35</b>	<b>0.00</b>	
<a href="#">24C</a>	2024 LARGE METER VAULT REPLUMBS	CAP EX	WATER	Active					
<b>Expenses</b>									
<b>Account Key</b>	<b>Account Name</b>	<b>Encumbrances</b>	<b>Total Budget</b>	<b>Date Range Budget</b>	<b>Beginning Balance</b>	<b>Total Activity</b>	<b>Ending Balance</b>	<b>Budget Remaining</b>	
<a href="#">24CVAULTREPLUMBS</a>	LARGE METER VAULT REPLUM...	50,705.10	630,000.00	630,000.00	0.00	76,731.54	76,731.54	502,563.36	
	<b>Total Expenses:</b>	<b>50,705.10</b>	<b>630,000.00</b>	<b>630,000.00</b>	<b>0.00</b>	<b>76,731.54</b>	<b>76,731.54</b>	<b>502,563.36</b>	
	<b>24C Total:</b>	<b>50,705.10</b>	<b>630,000.00</b>	<b>630,000.00</b>	<b>0.00</b>	<b>76,731.54</b>	<b>76,731.54</b>	<b>502,563.36</b>	
<a href="#">24CHERRY</a>	CHERRYWOOD VILLAGE WATERLINE R...	CAP EX	WATER	Future					
<b>Expenses</b>									
<b>Account Key</b>	<b>Account Name</b>	<b>Encumbrances</b>	<b>Total Budget</b>	<b>Date Range Budget</b>	<b>Beginning Balance</b>	<b>Total Activity</b>	<b>Ending Balance</b>	<b>Budget Remaining</b>	
<a href="#">24CHERRYDESIGN</a>	DESIGN	0.00	100,000.00	100,000.00	0.00	0.00	0.00	100,000.00	

Project Activity vs Budget Report

Date Range: 01/01/2024 - 12/31/2024

Project Number	Project Name	Group	Project Type	Status					
		<b>Total Expenses:</b>	<b>0.00</b>	<b>100,000.00</b>	<b>100,000.00</b>	<b>0.00</b>	<b>0.00</b>	<b>0.00</b>	<b>100,000.00</b>
		<b>24CHERRY Total:</b>	<b>0.00</b>	<b>100,000.00</b>	<b>100,000.00</b>	<b>0.00</b>	<b>0.00</b>	<b>0.00</b>	<b>100,000.00</b>
<a href="#">24CHLORANALYZERS</a>	2024 CHLORINE ANALYZERS	CAP EX	FACILITIES	Active					
	<b>Expenses</b>				<b>Date Range</b>	<b>Beginning</b>		<b>Ending</b>	<b>Budget</b>
	<b>Account Key</b>	<b>Account Name</b>	<b>Encumbrances</b>	<b>Total Budget</b>	<b>Budget</b>	<b>Balance</b>	<b>Total Activity</b>	<b>Balance</b>	<b>Remaining</b>
	<a href="#">24CHORANALYZERS</a>	CHLORINE ANALYZERS	0.00	17,500.00	17,500.00	0.00	0.00	0.00	17,500.00
		<b>Total Expenses:</b>	<b>0.00</b>	<b>17,500.00</b>	<b>17,500.00</b>	<b>0.00</b>	<b>0.00</b>	<b>0.00</b>	<b>17,500.00</b>
		<b>24CHLORANALYZERS Total:</b>	<b>0.00</b>	<b>17,500.00</b>	<b>17,500.00</b>	<b>0.00</b>	<b>0.00</b>	<b>0.00</b>	<b>17,500.00</b>
<a href="#">24CUSTPORTAGG</a>	2024 CUSTOMER PORTAL AGGREGAT...	CAP EX	FACILITIES	Active					
	<b>Expenses</b>				<b>Date Range</b>	<b>Beginning</b>		<b>Ending</b>	<b>Budget</b>
	<b>Account Key</b>	<b>Account Name</b>	<b>Encumbrances</b>	<b>Total Budget</b>	<b>Budget</b>	<b>Balance</b>	<b>Total Activity</b>	<b>Balance</b>	<b>Remaining</b>
	<a href="#">24CUSTPORTAGG</a>	CUSTOMER PORTAL AGGREGAT...	0.00	0.00	0.00	0.00	0.00	0.00	0.00
		<b>Total Expenses:</b>	<b>0.00</b>	<b>0.00</b>	<b>0.00</b>	<b>0.00</b>	<b>0.00</b>	<b>0.00</b>	<b>0.00</b>
		<b>24CUSTPORTAGG Total:</b>	<b>0.00</b>	<b>0.00</b>	<b>0.00</b>	<b>0.00</b>	<b>0.00</b>	<b>0.00</b>	<b>0.00</b>
<a href="#">24CYBEREQUIP</a>	2024 CYBERSECURITY EQUIPMENT	CAP EX	FACILITIES	Active					
	<b>Expenses</b>				<b>Date Range</b>	<b>Beginning</b>		<b>Ending</b>	<b>Budget</b>
	<b>Account Key</b>	<b>Account Name</b>	<b>Encumbrances</b>	<b>Total Budget</b>	<b>Budget</b>	<b>Balance</b>	<b>Total Activity</b>	<b>Balance</b>	<b>Remaining</b>
	<a href="#">24CYBEREQUIP</a>	CYBERSECURITY EQUIPMENT	0.00	35,000.00	35,000.00	0.00	0.00	0.00	35,000.00
		<b>Total Expenses:</b>	<b>0.00</b>	<b>35,000.00</b>	<b>35,000.00</b>	<b>0.00</b>	<b>0.00</b>	<b>0.00</b>	<b>35,000.00</b>
		<b>24CYBEREQUIP Total:</b>	<b>0.00</b>	<b>35,000.00</b>	<b>35,000.00</b>	<b>0.00</b>	<b>0.00</b>	<b>0.00</b>	<b>35,000.00</b>
<a href="#">24D</a>	2024 CHANNEL GRINDERS	CAP EX	WASTEWATER	Active					
	<b>Expenses</b>				<b>Date Range</b>	<b>Beginning</b>		<b>Ending</b>	<b>Budget</b>
	<b>Account Key</b>	<b>Account Name</b>	<b>Encumbrances</b>	<b>Total Budget</b>	<b>Budget</b>	<b>Balance</b>	<b>Total Activity</b>	<b>Balance</b>	<b>Remaining</b>
	<a href="#">24D</a>	2024 CHANNEL GRINDERS	0.00	107,000.00	107,000.00	0.00	91,824.22	91,824.22	15,175.78
		<b>Total Expenses:</b>	<b>0.00</b>	<b>107,000.00</b>	<b>107,000.00</b>	<b>0.00</b>	<b>91,824.22</b>	<b>91,824.22</b>	<b>15,175.78</b>
		<b>24D Total:</b>	<b>0.00</b>	<b>107,000.00</b>	<b>107,000.00</b>	<b>0.00</b>	<b>91,824.22</b>	<b>91,824.22</b>	<b>15,175.78</b>
<a href="#">24E</a>	2024 FIRE HYDRANT REPLACEMENT	CAP EX	WATER	Active					
	<b>Expenses</b>				<b>Date Range</b>	<b>Beginning</b>		<b>Ending</b>	<b>Budget</b>
	<b>Account Key</b>	<b>Account Name</b>	<b>Encumbrances</b>	<b>Total Budget</b>	<b>Budget</b>	<b>Balance</b>	<b>Total Activity</b>	<b>Balance</b>	<b>Remaining</b>
	<a href="#">24ECHANGEORDERS</a>	CONSTRUCTION CHANGE ORD...	0.00	0.00	0.00	0.00	0.00	0.00	0.00
	<a href="#">24ECONSTRUCTION</a>	CONSTRUCTION	744,550.00	750,000.00	750,000.00	0.00	0.00	0.00	5,450.00
	<a href="#">24EPI</a>	24E PUBLIC INVOLVEMENT	29,822.50	33,000.00	33,000.00	0.00	2,503.39	2,503.39	674.11
		<b>Total Expenses:</b>	<b>774,372.50</b>	<b>783,000.00</b>	<b>783,000.00</b>	<b>0.00</b>	<b>2,503.39</b>	<b>2,503.39</b>	<b>6,124.11</b>
		<b>24E Total:</b>	<b>774,372.50</b>	<b>783,000.00</b>	<b>783,000.00</b>	<b>0.00</b>	<b>2,503.39</b>	<b>2,503.39</b>	<b>6,124.11</b>
<a href="#">24F</a>	2024 SEWER REHABILITATION PROJECT	CAP EX	WASTEWATER	Active					

Project Activity vs Budget Report

Date Range: 01/01/2024 - 12/31/2024

Project Number	Project Name	Group	Project Type	Status					
	<b>Expenses</b>				<b>Date Range</b>	<b>Beginning</b>		<b>Ending</b>	<b>Budget</b>
	<b>Account Key</b>	<b>Account Name</b>	<b>Encumbrances</b>	<b>Total Budget</b>	<b>Budget</b>	<b>Balance</b>	<b>Total Activity</b>	<b>Balance</b>	<b>Remaining</b>
	<a href="#">24FCHANGEORDERS</a>	CONSTRUCTION CHANGE ORD...	0.00	0.00	0.00	0.00	0.00	0.00	0.00
	<a href="#">24FCONSTRUCTION</a>	CONSTRUCTION	377,747.00	380,000.00	380,000.00	0.00	0.00	0.00	2,253.00
		<b>Total Expenses:</b>	<b>377,747.00</b>	<b>380,000.00</b>	<b>380,000.00</b>	<b>0.00</b>	<b>0.00</b>	<b>0.00</b>	<b>2,253.00</b>
		<b>24F Total:</b>	<b>377,747.00</b>	<b>380,000.00</b>	<b>380,000.00</b>	<b>0.00</b>	<b>0.00</b>	<b>0.00</b>	<b>2,253.00</b>
<a href="#">24G</a>	2024 LIFT STATION PUMP REPLACEM...	CAP EX	WASTEWATER	Active					
	<b>Expenses</b>				<b>Date Range</b>	<b>Beginning</b>		<b>Ending</b>	<b>Budget</b>
	<b>Account Key</b>	<b>Account Name</b>	<b>Encumbrances</b>	<b>Total Budget</b>	<b>Budget</b>	<b>Balance</b>	<b>Total Activity</b>	<b>Balance</b>	<b>Remaining</b>
	<a href="#">24G</a>	2024 LIFT STATION PUMP REPL...	101,519.00	140,000.00	140,000.00	0.00	0.00	0.00	38,481.00
		<b>Total Expenses:</b>	<b>101,519.00</b>	<b>140,000.00</b>	<b>140,000.00</b>	<b>0.00</b>	<b>0.00</b>	<b>0.00</b>	<b>38,481.00</b>
		<b>24G Total:</b>	<b>101,519.00</b>	<b>140,000.00</b>	<b>140,000.00</b>	<b>0.00</b>	<b>0.00</b>	<b>0.00</b>	<b>38,481.00</b>
<a href="#">24H</a>	2024 MANHOLE REHABILITATION PRO...	CAP EX	WASTEWATER	Active					
	<b>Expenses</b>				<b>Date Range</b>	<b>Beginning</b>		<b>Ending</b>	<b>Budget</b>
	<b>Account Key</b>	<b>Account Name</b>	<b>Encumbrances</b>	<b>Total Budget</b>	<b>Budget</b>	<b>Balance</b>	<b>Total Activity</b>	<b>Balance</b>	<b>Remaining</b>
	<a href="#">24HCHANGEORDERS</a>	CONSTRUCTION CHANGE ORD...	0.00	0.00	0.00	0.00	0.00	0.00	0.00
	<a href="#">24HCONSTRUCTION</a>	CONSTRUCTION	0.00	256,000.00	256,000.00	0.00	0.00	0.00	256,000.00
		<b>Total Expenses:</b>	<b>0.00</b>	<b>256,000.00</b>	<b>256,000.00</b>	<b>0.00</b>	<b>0.00</b>	<b>0.00</b>	<b>256,000.00</b>
		<b>24H Total:</b>	<b>0.00</b>	<b>256,000.00</b>	<b>256,000.00</b>	<b>0.00</b>	<b>0.00</b>	<b>0.00</b>	<b>256,000.00</b>
<a href="#">24I</a>	DECKER MAIN EMERGENCY ELECTRIC...	CAP EX	WASTEWATER	Active					
	<b>Expenses</b>				<b>Date Range</b>	<b>Beginning</b>		<b>Ending</b>	<b>Budget</b>
	<b>Account Key</b>	<b>Account Name</b>	<b>Encumbrances</b>	<b>Total Budget</b>	<b>Budget</b>	<b>Balance</b>	<b>Total Activity</b>	<b>Balance</b>	<b>Remaining</b>
	<a href="#">24ICONSTMGMT</a>	24I CONSTRUCTION MANAGE...	0.00	0.00	0.00	0.00	0.00	0.00	0.00
	<a href="#">24ICONSTR</a>	DECKER MAIN EMERGENCY CO...	0.00	14,500.00	14,500.00	0.00	13,555.84	13,555.84	944.16
	<a href="#">24IDESIGN</a>	23V DESIGN FOR HEADER PIPI...	0.00	0.00	0.00	0.00	0.00	0.00	0.00
		<b>Total Expenses:</b>	<b>0.00</b>	<b>14,500.00</b>	<b>14,500.00</b>	<b>0.00</b>	<b>13,555.84</b>	<b>13,555.84</b>	<b>944.16</b>
		<b>24I Total:</b>	<b>0.00</b>	<b>14,500.00</b>	<b>14,500.00</b>	<b>0.00</b>	<b>13,555.84</b>	<b>13,555.84</b>	<b>944.16</b>
<a href="#">24J</a>	I&I STUDY EQUIPMENT PURCHASE	CAP EX	WASTEWATER	Active					
	<b>Expenses</b>				<b>Date Range</b>	<b>Beginning</b>		<b>Ending</b>	<b>Budget</b>
	<b>Account Key</b>	<b>Account Name</b>	<b>Encumbrances</b>	<b>Total Budget</b>	<b>Budget</b>	<b>Balance</b>	<b>Total Activity</b>	<b>Balance</b>	<b>Remaining</b>
	<a href="#">24J I&amp;I STUDY EQUIPMENT</a>	I&I STUDY EQUIPMENT PURCH...	45,812.00	50,000.00	50,000.00	0.00	0.00	0.00	4,188.00
		<b>Total Expenses:</b>	<b>45,812.00</b>	<b>50,000.00</b>	<b>50,000.00</b>	<b>0.00</b>	<b>0.00</b>	<b>0.00</b>	<b>4,188.00</b>
		<b>24J Total:</b>	<b>45,812.00</b>	<b>50,000.00</b>	<b>50,000.00</b>	<b>0.00</b>	<b>0.00</b>	<b>0.00</b>	<b>4,188.00</b>
<a href="#">24K</a>	6400 WEST & 3100 SOUTH ANDERSON..	CAP EX	WATER	Active					
	<b>Expenses</b>				<b>Date Range</b>	<b>Beginning</b>		<b>Ending</b>	<b>Budget</b>
	<b>Account Key</b>	<b>Account Name</b>	<b>Encumbrances</b>	<b>Total Budget</b>	<b>Budget</b>	<b>Balance</b>	<b>Total Activity</b>	<b>Balance</b>	<b>Remaining</b>
	<a href="#">24KDESIGN</a>	6400 W & 3100 S ANDERSON L...	71.50	437,000.00	437,000.00	0.00	16,893.50	16,893.50	420,035.00

Project Activity vs Budget Report

Date Range: 01/01/2024 - 12/31/2024

Project Number	Project Name	Group	Project Type	Status					
		<b>Total Expenses:</b>	<b>71.50</b>	<b>437,000.00</b>	<b>437,000.00</b>	<b>0.00</b>	<b>16,893.50</b>	<b>16,893.50</b>	<b>420,035.00</b>
		<b>24K Total:</b>	<b>71.50</b>	<b>437,000.00</b>	<b>437,000.00</b>	<b>0.00</b>	<b>16,893.50</b>	<b>16,893.50</b>	<b>420,035.00</b>

[24N](#)

Expenses		Group	Project Type	Status					
Account Key	Account Name	Encumbrances	Total Budget	Date Range Budget	Beginning Balance	Total Activity	Ending Balance	Budget Remaining	
	WELL NO. 16 REDEVELOPMENT	CAP EX		WATER	Future				
<a href="#">24NWELL16CONSTR</a>	WELL #16 REDEVELOPMENT C...	0.00	280,750.00	280,750.00	0.00	0.00	0.00	280,750.00	
<a href="#">24NWELL16CONSTRMGMT</a>	WELL #16 REDEVELOPMENT C...	14,750.00	14,750.00	14,750.00	0.00	0.00	0.00	0.00	
<a href="#">24NWELL16DESIGN</a>	WELL #16 REDEVELOPMENT DE...	8,000.00	8,000.00	8,000.00	0.00	0.00	0.00	0.00	
<a href="#">24NWELL16PERMIT</a>	WELL #16 REDEVELOPMENT PE...	6,500.00	6,500.00	6,500.00	0.00	0.00	0.00	0.00	
	<b>Total Expenses:</b>	<b>29,250.00</b>	<b>310,000.00</b>	<b>310,000.00</b>	<b>0.00</b>	<b>0.00</b>	<b>0.00</b>	<b>280,750.00</b>	
	<b>24N Total:</b>	<b>29,250.00</b>	<b>310,000.00</b>	<b>310,000.00</b>	<b>0.00</b>	<b>0.00</b>	<b>0.00</b>	<b>280,750.00</b>	

[24Q](#)

Expenses		Group	Project Type	Status				
Account Key	Account Name	Encumbrances	Total Budget	Date Range Budget	Beginning Balance	Total Activity	Ending Balance	Budget Remaining
	BREEZE BOOSTER STATION HVAC REP...	CAP EX		FACILITIES	Active			
<a href="#">24QBREEZEHVAC</a>	BREEZE BOOSTER STATION HV...	43,984.00	45,000.00	45,000.00	0.00	0.00	0.00	1,016.00
	<b>Total Expenses:</b>	<b>43,984.00</b>	<b>45,000.00</b>	<b>45,000.00</b>	<b>0.00</b>	<b>0.00</b>	<b>0.00</b>	<b>1,016.00</b>
	<b>24Q Total:</b>	<b>43,984.00</b>	<b>45,000.00</b>	<b>45,000.00</b>	<b>0.00</b>	<b>0.00</b>	<b>0.00</b>	<b>1,016.00</b>

[24R](#)

Expenses		Group	Project Type	Status				
Account Key	Account Name	Encumbrances	Total Budget	Date Range Budget	Beginning Balance	Total Activity	Ending Balance	Budget Remaining
	BANGERTER HIGHWAY @ 4700 SOUTH	CAP EX		WATER	Active			
<a href="#">24RCONSTRMGMT</a>	CONSTRUCTION MANAGEMENT	53,958.95	59,902.00	59,902.00	0.00	5,943.05	5,943.05	0.00
	<b>Total Expenses:</b>	<b>53,958.95</b>	<b>59,902.00</b>	<b>59,902.00</b>	<b>0.00</b>	<b>5,943.05</b>	<b>5,943.05</b>	<b>0.00</b>
	<b>24R Total:</b>	<b>53,958.95</b>	<b>59,902.00</b>	<b>59,902.00</b>	<b>0.00</b>	<b>5,943.05</b>	<b>5,943.05</b>	<b>0.00</b>

[24WELL15ELECT](#)

Expenses		Group	Project Type	Status				
Account Key	Account Name	Encumbrances	Total Budget	Date Range Budget	Beginning Balance	Total Activity	Ending Balance	Budget Remaining
	WELL #15 ELECTRICAL UPGRADES	CAP EX		WATER	Future			
<a href="#">24WELL15CONSTR</a>	WELL #15 ELECTRICAL CONSTR...	0.00	19,000.00	19,000.00	0.00	0.00	0.00	19,000.00
<a href="#">24WELL15CONSTRMGMT</a>	WELL #15 ELECTRICAL CONSTR...	0.00	0.00	0.00	0.00	0.00	0.00	0.00
<a href="#">24WELL15DESIGN</a>	WELL #15 ELECTRICAL DESIGN	0.00	0.00	0.00	0.00	0.00	0.00	0.00
	<b>Total Expenses:</b>	<b>0.00</b>	<b>19,000.00</b>	<b>19,000.00</b>	<b>0.00</b>	<b>0.00</b>	<b>0.00</b>	<b>19,000.00</b>
	<b>24WELL15ELECT Total:</b>	<b>0.00</b>	<b>19,000.00</b>	<b>19,000.00</b>	<b>0.00</b>	<b>0.00</b>	<b>0.00</b>	<b>19,000.00</b>

[24WVC](#)

Expenses		Group	Project Type	Status				
Account Key	Account Name	Encumbrances	Total Budget	Date Range Budget	Beginning Balance	Total Activity	Ending Balance	Budget Remaining
	2024 WEST VALLEY CITY - OVERLAY & ...	CAP EX		WATER	Future			
<a href="#">24WVCONSTRUCTION</a>	WVC OVERLAY & LOOP CONST...	0.00	125,000.00	125,000.00	0.00	83,585.00	83,585.00	41,415.00
	<b>Total Expenses:</b>	<b>0.00</b>	<b>125,000.00</b>	<b>125,000.00</b>	<b>0.00</b>	<b>83,585.00</b>	<b>83,585.00</b>	<b>41,415.00</b>

**Project Activity vs Budget Report**

**Date Range: 01/01/2024 - 12/31/2024**

<b>Project Number</b>	<b>Project Name</b>	<b>Group</b>	<b>Project Type</b>	<b>Status</b>					
		<b>24WVC Total:</b>	<b>0.00</b>	<b>125,000.00</b>	<b>125,000.00</b>	<b>0.00</b>	<b>83,585.00</b>	<b>83,585.00</b>	<b>41,415.00</b>

Summary

Project Summary

Project Number	Project Name	Encumbrances	Total Budget	Date Range Budget	Beginning Balance	Total Activity	Ending Balance	Budget Remaining
<a href="#">20A</a>	REDWOOD ROAD SEWERLINE PROJECT	823,035.66	1,019,090.90	970,000.00	131,370.48	71,875.84	203,246.32	-7,191.08
<a href="#">20B</a>	RUSHTON WATER TREATMENT PLANT	0.00	11,383,631.03	120,000.00	11,263,631.03	119,262.76	11,382,893.79	737.24
<a href="#">20D</a>	KENT PUMP STATION REPLACEMENT ...	254,101.49	16,951,931.40	4,554,000.00	12,270,131.40	5,581,810.44	17,851,941.84	-1,154,111.93
<a href="#">20E</a>	PIONEER WWWS REPLACEMENT	0.00	3,806,930.76	34,000.00	3,772,930.76	-7,947.18	3,764,983.58	41,947.18
<a href="#">20I</a>	REDWOOD ROAD WATERLINE PROJECT	2,437,472.42	11,994,535.00	7,481,628.65	4,316,747.98	5,212,981.84	9,529,729.82	27,332.76
<a href="#">21F</a>	SCADA MASTER PLAN	190,806.44	566,009.27	371,000.00	195,009.27	179,566.20	374,575.47	627.36
<a href="#">22F</a>	RIDGELAND PUMP STATION REPLAC...	25,479.61	3,622,849.53	1,962,500.00	1,660,349.53	1,932,488.71	3,592,838.24	4,531.68
<a href="#">22H</a>	WATER INNOVATION & METER TESTI...	0.00	153,879.66	15,000.00	138,879.66	0.00	138,879.66	15,000.00
<a href="#">23C</a>	WELL NO. 1 CHLORINATOR	0.00	603,149.50	214,500.00	388,649.50	168,964.34	557,613.84	45,535.66
<a href="#">23D</a>	ACORD RESERVOIR REPAIR & RECOAT...	1,068,458.51	1,223,403.22	1,196,000.00	27,403.22	29,759.09	57,162.31	97,782.40
<a href="#">23E</a>	BUILDINGS A B & C UPGRADES AND ...	13,300.99	913,132.75	614,637.00	298,495.75	583,805.07	882,300.82	17,530.94
<a href="#">23F</a>	EAST REC CATHOTIC PROTECTION & ...	135,688.92	617,349.58	600,000.00	17,349.58	480,574.50	497,924.08	-16,263.42
<a href="#">23G</a>	CHESTERFIELD & WARNER EXHAUST ...	42,923.75	132,190.75	84,600.00	47,590.75	18,347.35	65,938.10	23,328.90
<a href="#">23I</a>	ANDERSON WTP	709,691.33	1,740,836.71	1,700,000.00	40,836.71	508,162.72	548,999.43	482,145.95
<a href="#">23K</a>	LARGE METER VAULT REPLUMBS	0.00	75,966.75	0.00	75,966.75	0.00	75,966.75	0.00
<a href="#">23L</a>	WATTS WELL NO. 18 DRILLING & EQU...	2,015,428.04	2,792,394.25	2,760,250.00	32,144.25	615,922.66	648,066.91	128,899.30
<a href="#">23PVLAND</a>	PLEASANT VALLEY LIFTS STATION PRO...	0.00	600,000.00	600,000.00	0.00	0.00	0.00	600,000.00
<a href="#">23Q</a>	PRV VAULT ELECTRICAL UPGRADES	0.00	82,968.70	15,000.00	67,968.70	12,774.78	80,743.48	2,225.22
<a href="#">23T</a>	ZONE 1 RESERVOIR	0.00	2,001,121.85	0.00	2,001,121.85	0.00	2,001,121.85	0.00
<a href="#">23V</a>	DECKER MAIN EMERGENCY REPAIRS	23,750.46	360,650.00	360,650.00	0.00	318,492.62	318,492.62	18,406.92
<a href="#">23W</a>	ACORD BOOSTER PUMP FLOORING A...	13,997.03	30,000.00	30,000.00	0.00	11,355.43	11,355.43	4,647.54
<a href="#">24A</a>	2024 SEWER REHABILITATION PROJECT	0.00	539,000.00	539,000.00	0.00	538,978.94	538,978.94	21.06
<a href="#">24B</a>	2024 SEWER FLOW MONITORING EQU..	0.00	16,432.35	16,432.35	0.00	16,432.35	16,432.35	0.00
<a href="#">24C</a>	2024 LARGE METER VAULT REPLUMBS	50,705.10	630,000.00	630,000.00	0.00	76,731.54	76,731.54	502,563.36
<a href="#">24CHERRY</a>	CHERRYWOOD VILLAGE WATERLINE R...	0.00	100,000.00	100,000.00	0.00	0.00	0.00	100,000.00
<a href="#">24CHLORANALYZERS</a>	2024 CHLORINE ANALYZERS	0.00	17,500.00	17,500.00	0.00	0.00	0.00	17,500.00
<a href="#">24CUSTPORTAGG</a>	2024 CUSTOMER PORTAL AGGREGAT...	0.00	0.00	0.00	0.00	0.00	0.00	0.00
<a href="#">24CYBEREQUIP</a>	2024 CYBERSECURITY EQUIPMENT	0.00	35,000.00	35,000.00	0.00	0.00	0.00	35,000.00
<a href="#">24D</a>	2024 CHANNEL GRINDERS	0.00	107,000.00	107,000.00	0.00	91,824.22	91,824.22	15,175.78
<a href="#">24E</a>	2024 FIRE HYDRANT REPLACEMENT	774,372.50	783,000.00	783,000.00	0.00	2,503.39	2,503.39	6,124.11
<a href="#">24F</a>	2024 SEWER REHABILITATION PROJECT	377,747.00	380,000.00	380,000.00	0.00	0.00	0.00	2,253.00
<a href="#">24G</a>	2024 LIFT STATION PUMP REPLACEM...	101,519.00	140,000.00	140,000.00	0.00	0.00	0.00	38,481.00
<a href="#">24H</a>	2024 MANHOLE REHABILITATION PRO...	0.00	256,000.00	256,000.00	0.00	0.00	0.00	256,000.00
<a href="#">24I</a>	DECKER MAIN EMERGENCY ELECTRIC...	0.00	14,500.00	14,500.00	0.00	13,555.84	13,555.84	944.16
<a href="#">24J</a>	I&I STUDY EQUIPMENT PURCHASE	45,812.00	50,000.00	50,000.00	0.00	0.00	0.00	4,188.00
<a href="#">24K</a>	6400 WEST & 3100 SOUTH ANDERSON..	71.50	437,000.00	437,000.00	0.00	16,893.50	16,893.50	420,035.00
<a href="#">24N</a>	WELL NO. 16 REDEVELOPMENT	29,250.00	310,000.00	310,000.00	0.00	0.00	0.00	280,750.00
<a href="#">24Q</a>	BREEZE BOOSTER STATION HVAC REP...	43,984.00	45,000.00	45,000.00	0.00	0.00	0.00	1,016.00
<a href="#">24R</a>	BANGERTER HIGHWAY @ 4700 SOUTH	53,958.95	59,902.00	59,902.00	0.00	5,943.05	5,943.05	0.00
<a href="#">24WELL15ELECT</a>	WELL #15 ELECTRICAL UPGRADES	0.00	19,000.00	19,000.00	0.00	0.00	0.00	19,000.00

**Summary**

**Project Summary**

Project Number	Project Name	Encumbrances	Total Budget	Date Range Budget	Beginning Balance	Total Activity	Ending Balance	Budget Remaining
<a href="#">24WVC</a>	2024 WEST VALLEY CITY - OVERLAY & ...	0.00	125,000.00	125,000.00	0.00	83,585.00	83,585.00	41,415.00
	<b>Report Total:</b>	<b>9,231,554.70</b>	<b>64,736,355.96</b>	<b>27,748,100.00</b>	<b>36,746,577.17</b>	<b>16,684,645.00</b>	<b>53,431,222.17</b>	<b>2,073,579.09</b>

**Group Summary**

Group	Encumbrances	Total Budget	Date Range Budget	Beginning Balance	Total Activity	Ending Balance	Budget Remaining
CAP EX	9,231,554.70	64,736,355.96	27,748,100.00	36,746,577.17	16,684,645.00	53,431,222.17	2,073,579.09
	<b>Report Total:</b>	<b>9,231,554.70</b>	<b>64,736,355.96</b>	<b>27,748,100.00</b>	<b>36,746,577.17</b>	<b>16,684,645.00</b>	<b>2,073,579.09</b>

**Type Summary**

Group	Encumbrances	Total Budget	Date Range Budget	Beginning Balance	Total Activity	Ending Balance	Budget Remaining
FACILITIES	262,088.46	1,843,490.38	1,143,137.00	700,353.38	787,501.48	1,487,854.86	93,547.06
WASTEWATER	1,550,476.79	8,039,144.34	4,152,182.35	3,969,241.57	1,542,134.48	5,511,376.05	977,291.50
WATER	7,418,989.45	54,853,721.24	22,452,780.65	32,076,982.22	14,355,009.04	46,431,991.26	1,002,740.53
	<b>Report Total:</b>	<b>9,231,554.70</b>	<b>64,736,355.96</b>	<b>27,748,100.00</b>	<b>36,746,577.17</b>	<b>16,684,645.00</b>	<b>2,073,579.09</b>





GRANGER-HUNTER  
IMPROVEMENT DISTRICT

---

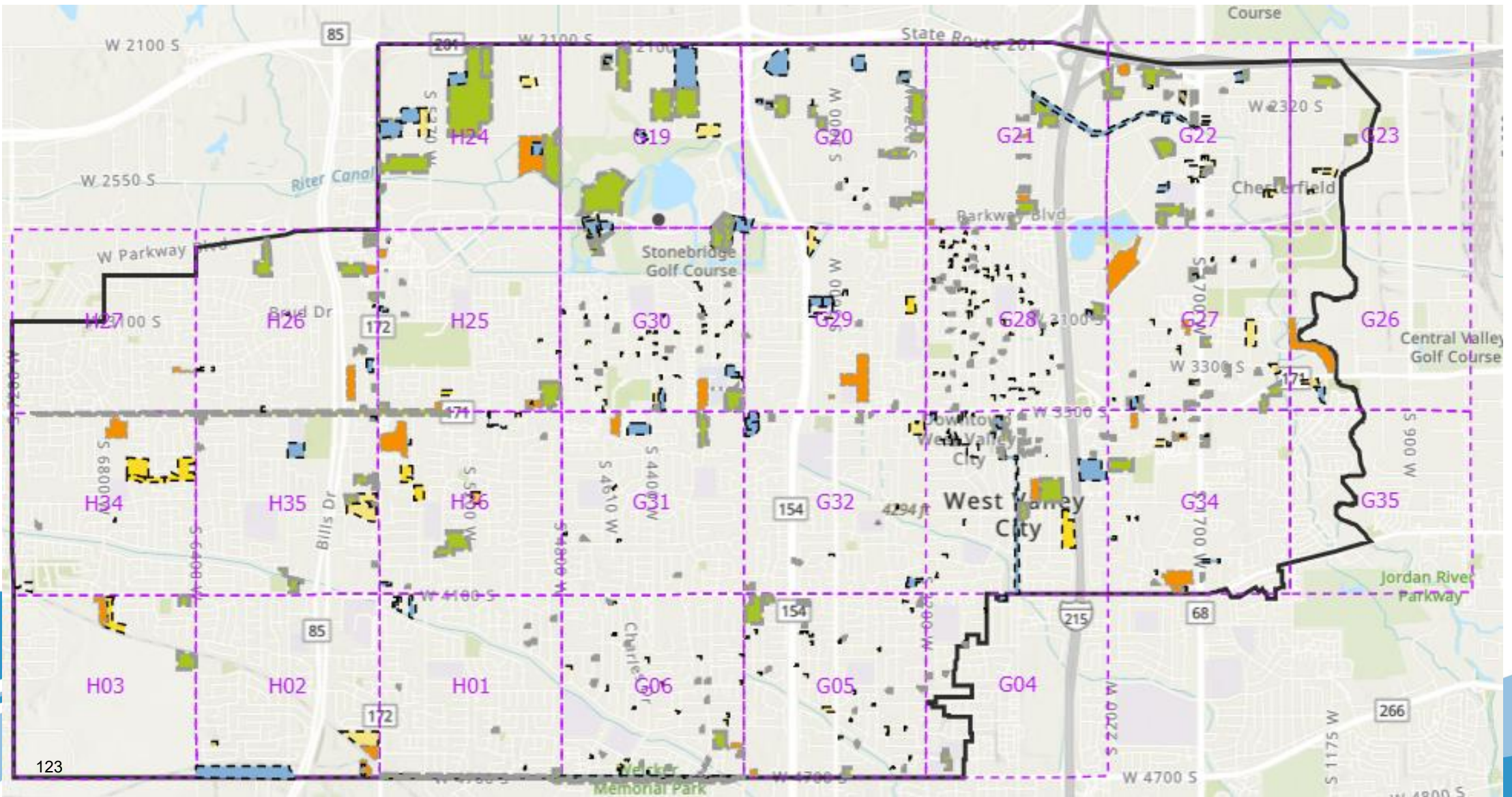
# ENGINEERING REPORT

November 2024 Board Meeting

# PLAN REVIEW UPDATE

	PROJECT NAME	NOTES	ADDRESS	TYPE	STATUS
1	Wasatch WVC Office	Office Space	3535 S Market St	Tenant Improvement	Project on Hold by Owner
2	WVC Brighton Canal Storm Drain Improvements		2600 W to Redwood Rd	Other	Resubmittal Required
3	Arnold Machinery Company Fire Sprinkler Protection		2975 W 2100 S	Tenant Improvement	Resubmittal Required
4	Sacred Circle Fairbourne Clinic	Office Space	3535 S Market St Suites 200 & 250	Tenant Improvement	Final Approval
5	Carter Webster Industrial Park	Commercial Complex	1750 W Redwood Rd	Commercial	Final Approval
6	Jacketta Sweeping Wash pad	Adding a truck wash pad	2612 S 3270 W	Commercial	Final Approval
7	Village at Rivers Edge Townhomes		1210 W 3300 S	Residential	Resubmittal Required
8	LivSmart Studios by Hilton (144 Units)		3302 S 5600 W	Commercial	Resubmittal Required
9	Polk Bldg-Johnson Pike Test Kitchen Addition		3683 S 2270 S Suite 1 A & half B	Tenant Improvement	Resubmittal Required
10	Wingstop		2723 W 3500 S Unit 106	Tenant Improvement	Resubmittal Required
11	Cascade Collision Fire Sprinkler System		5662 W 4700 S	Tenant Improvement	Resubmittal Required
12	Amerivin Plaza LLC	Hair and Nail Salon	4987 W 3500 S	Tenant Improvement	Final Approval
13	MIT R&D Park Building 1 & Building 2	Commercial Complex	4334 W Lake Park Blvd	Commercial	Under Review
14	Mountain High Subdivision Infrastructure Improvements		3831 S 2700 W	Commercial	Under Review

# PLAN REVIEW UPDATE










# PLAN REVIEW UPDATE

## Legend



### Plan Review

-  Plans Approved
-  Under Construction
-  Under Review
-  Plans Finaled
-  Construction Complete
-  Subdivision Lots
-  others

### Section\_Zones - GHID Sections






































### Section\_Zones - Boundary





Projects Under  
**33**  
Inspection

 RGA Design Center 1741 W 3100 S	 Granger Apartments Sewer Improvements 3348 S. 4000 W.
 Morrell Office Warehouse 2411 S 2700 W	 Covington Estates 4016 S. 6000 W.
 20E Pioneer WWPS Replacement 2184 S CONSTITUTION BLVD	 American Preparatory Academy 3636 W 3100 S
 West Lake Junior High School 3400 S 3450 W	 WVC Overlay Projects 3600 W. - 3500 S. to 4100 S. Lake Park Blvd - 4800 W. to 5470 W. 2700 W. - 3500 S. to 3100 S.
 Back 9 Apartments 2600 W 3800 S	 Suburban Propane 3245 W 2100 S
 4700 S Expansion Project 4000-5600 W on 4700 S	 Sonrise Townhomes 3560 S 4400 W
 20D Kent Booster Pump Station 4404 S 4800 W	 Jack In The Box 4380 W 3500 S
 Alicia's Bakery 4936 W 3500 S	 Warner Truck Lot Development 2303 S 5370 W
 5600 Hotel LLC 2878 S 5600 W	 Mountain High Subdivision 3831 S Constitution Blvd
 Stonebridge Bldg. 2 2785 S LEADERSHIP CT	 3500 S Expansion Project
 20I 3100 S - 4100 S Redwood Rd Water Project	 UTA Midvalley Connector BRT Project
 Lake Park Lot 1A (Nusano Radioisotope) 4129 W LAKE PARK BLVD	 Cypress Cove Townhomes 3540 W 4700 S
 Peak JCB Dealerships 4527 W SOUTH FRONTAGE RD	 West View Park 4059 S 6000 W
 Asahi Refinery 4601 W SOUTH FRONTAGE RD	 The Cottages at Pearce Farms 6765 W 3500 S
 Heather Villas Sub 6087 W PARKWAY BLVD	 Hunter Park Site Irrigation System Replacement 3585 S 6000 W
 Bonneville Townhomes 2900 S 5600 W	 Cascade Collision 5662 W 4700 S
 Catrachos Foods 4344 W. 3500 S.	 24E Fire Hydrant Replacement Project
	 Erin Hills Estates 5507 W 3500 S

# CASCADE COLLISION – 5662 W 4700 S



8" fire line and 2" culinary hot taps

# HUNTER PARK IRRIGATION – 3585 S 6000 W



4" meter vault with epoxy and wax wrapped fittings



# JACKETTA SWEEPING – 2612 S 3270 W



4" sewer lateral install

# 3500 S WIDENING PROJECT – 3500 S 6885 W



6" water main loop for storm drain conflict